

Features

- Multiturn / Wirewound / Industrial / Sealed
- Sealed to prevent contamination from fluxing, soldering and cleaning
- Panel mount option available
- RoHS compliant*
- For trimmer applications/processing guidelines, [click here](#)

3005 - 3/4 " Rectangular Trimpot® Trimming Potentiometer

Electrical Characteristics

Standard Resistance Range
 10 to 50K ohms
 (see standard resistance table)
 Resistance Tolerance ±10 % std.
 (tighter tolerance available)
 Absolute Minimum Resistance
 0.5 % or 1 ohms max.
 (whichever is greater)
 Noise 100 ohms ENR max.
 Resolution
 See standard resistance table
 Insulation Resistance 500 vdc.
 100 megohms min.
 Dielectric Strength
 Sea Level 1,000 vac
 80,000 Feet 250 vac
 Adjustment Travel 20 turns nom.

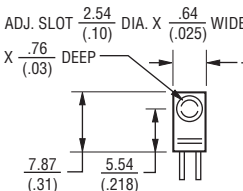
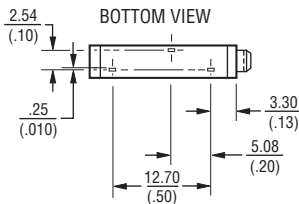
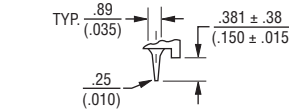
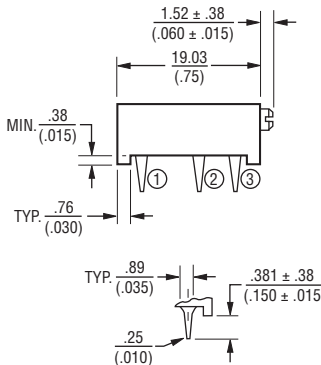
Environmental Characteristics

Power Rating
 70 °C 1 watt
 125 °C 0 watt
 Temperature Range -65 °C to +125 °C
 Temperature Coefficient
 ±50 ppm/°C
 Seal Test 85 °C Fluorinert†
 Humidity MIL-STD-202 Method 106
 96 hours
 (5 % ΔTR, 20 megohms IR)
 Vibration 20 G (2 % ΔTR; 2 % ΔVR)
 Shock 50 G (2 % ΔTR; 2 % ΔVR)
 Load Life 1,000 hours, 1 watt @ 70 °C
 (3 % ΔTR)
 Rotational Life 200 cycles
 (4 % ΔTR)

Physical Characteristics

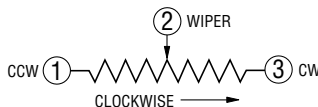
Torque 5.0 oz-in. max.
 Mechanical Angle Wiper idles
 Terminals Solderable pins
 Weight 0.045 oz.
 Marking Manufacturer's
 trademark, resistance code,
 wiring diagram, date code,
 manufacturer's model number
 and style
 Standard Packaging 25 pcs. per tube

Product Dimensions



DIMENSIONS: $\frac{\text{MM}}{\text{(INCHES)}}$

TOLERANCES: $\frac{0.25}{(.010)}$ EXCEPT WHERE NOTED



Standard Resistance Table

Resistance (Ohms)	Resistance Code	Nominal Resolution (Percent)
10	100	1.7
20	200	1.5
50	500	1.0
100	101	0.8
200	201	0.7
500	501	0.5
1,000	102	0.5
2,000	202	0.4
5,000	502	0.3
10,000	103	0.3
20,000	203	0.2
50,000	503	0.2

Special resistances available from 10 to 50K ohms.

How To Order

3005 P - 1 - 103 Z

Model _____
 Style _____
 Standard or Modified
 Product Indicator _____
 -1 = Standard Product
 Resistance Code _____
 Optional Suffix Letter _____
 Z = Panel Mount (Factory Installed)

Consult factory for other available options.

REV. 09/16

*RoHS Directive 2002/95/EC Jan. 27, 2003 including annex and RoHS Recast 2011/65/EU June 8, 2011.

“Trimpot” is a registered trademark of Bourns, Inc.

†“Fluorinert” is a registered trademark of 3M Co.

Specifications are subject to change without notice.

The device characteristics and parameters in this data sheet can and do vary in different applications and actual device performance may vary over time.

Users should verify actual device performance in their specific applications.