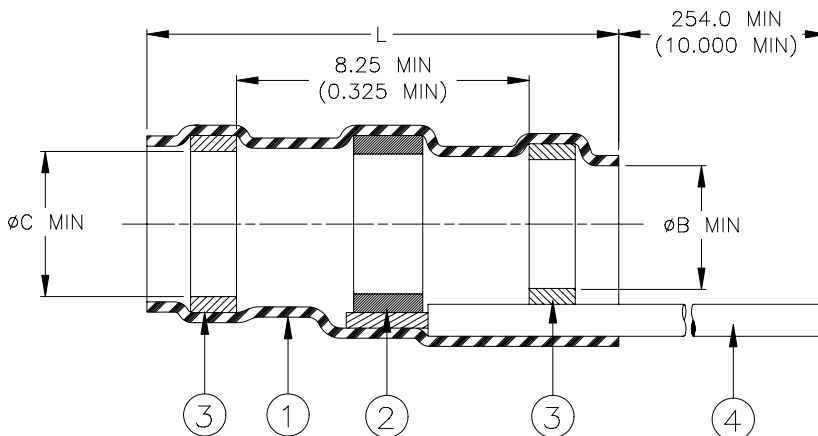


SPECIFICATION CONTROL DRAWING



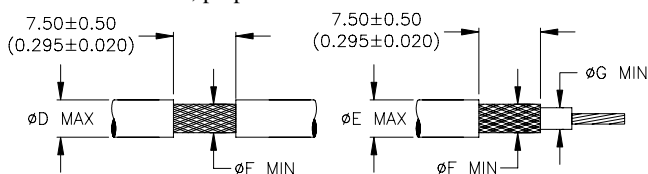
Product Rev.	Product Name	Ident. Code	Product Dimensions			Cable Dimensions			
			$L \pm 1.75$ ($L \pm 0.070$)	ϕB min	ϕC min	ϕD max	ϕE max	ϕF min	ϕG min
S02-01-W1-GA-9-100	N/C	S0201R	16.50 (0.650)	1.90 (0.075)	2.65 (0.105)	1.90 (0.075)	2.65 (0.105)	0.90 (0.035)	0.50 (0.020)
S02-02-W1-GA-9-100	N/C	S0202R	16.50 (0.650)	2.65 (0.105)	3.68 (0.145)	2.65 (0.105)	3.68 (0.145)	1.40 (0.055)	0.75 (0.030)
S02-03-W1-GA-9-100	N/C	S0203R	16.50 (0.650)	4.30 (0.170)	5.08 (0.200)	4.30 (0.170)	5.08 (0.200)	2.15 (0.085)	1.25 (0.050)
S02-04-W1-GA-9-100	N/C	S0204R	19.10 (0.750)	5.95 (0.235)	6.45 (0.255)	5.95 (0.235)	6.45 (0.255)	3.30 (0.130)	1.80 (0.070)
S02-05-W1-GA-9-100	N/C	S0205R	19.10 (0.750)	7.00 (0.275)	7.60 (0.300)	7.00 (0.275)	7.60 (0.300)	4.30 (0.170)	2.50 (0.100)

MATERIALS

- INSULATION SLEEVE: Heat-shrinkable, transparent blue, radiation cross-linked polyvinylidene fluoride.
- SOLDER PREFORM WITH FLUX AND THERMAL INDICATOR:
SOLDER: TYPE Sn63 per ANSI-J-STD-006.
FLUX: TYPE ROL1 per ANSI-J-STD-004.
THERMAL INDICATOR: Color change: violet to colorless.
- MELTABLE RING: Environment resistant thermoplastic. Color: blue.
- GROUND LEAD: Stranded Silver-plated High Strength Copper in accordance with MIL-W-22759/81.

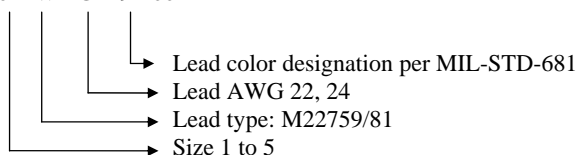
APPLICATION

- These parts will provide a shield termination assembly when installed in accordance to Raychem RCPS-100-70 on cables rated for at least 125°C, meeting the dimensional criteria listed, having tin or silver plated shields.
- Temperature rating: -55°C to +150°C.
- Parts shall be marked with identification code per table.
For best results, prepare the cable as shown:



Part Number Guide:

S02-0X-W1-GA-9-100



		Raychem Products 305 Constitution Drive Menlo Park, CA 94025, USA		TITLE: SOLDERSLEEVE SHIELD TERMINATOR ENVIRONMENT RESISTANT WITH LEAD					
Unless otherwise specified, dimensions are in millimeters. Inches dimensions are in between brackets.				DOCUMENT NO.: S02-0X-W1-GA-9-100					
TOLERANCES: 0.00 N/A 0.0 N/A 0 N/A		ANGLES: N/A ROUGHNESS IN MICRON		Tyco Electronics reserves the right to amend this drawing at any time. Users should evaluate the suitability of the product for their application.		DCR NUMBER: D020444		REPLACES: D020328	
PREPARED BY: mforonda		DATE: 9-Oct-02		PROD. REV. SEE TABLE		DOC ISSUE: 1		SCALE: None	
						SIZE: A		SHEET: 1 of 1	

If this document is printed it becomes uncontrolled. Check for the latest revision.