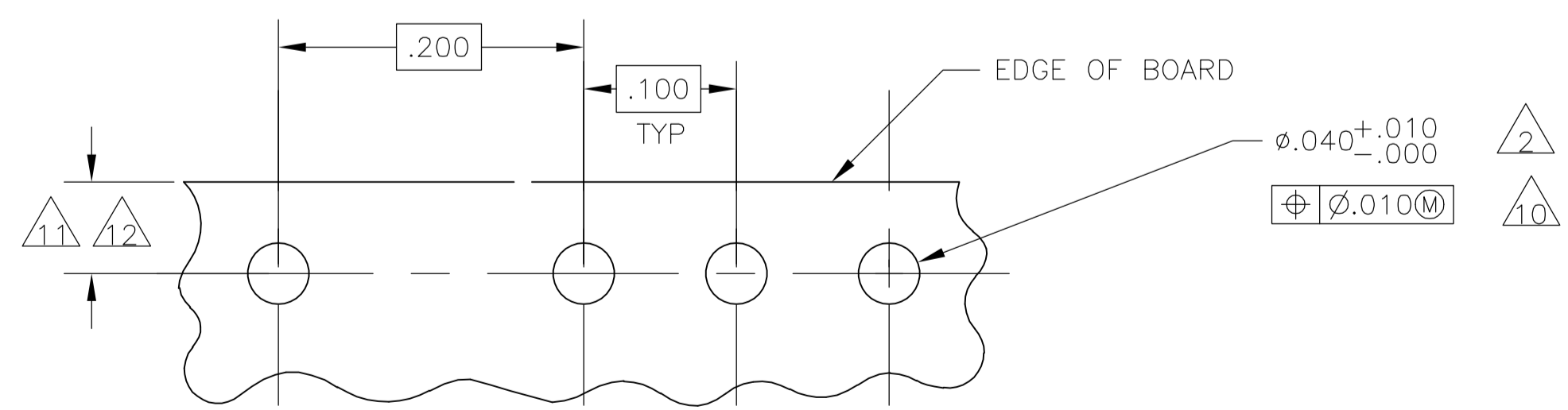
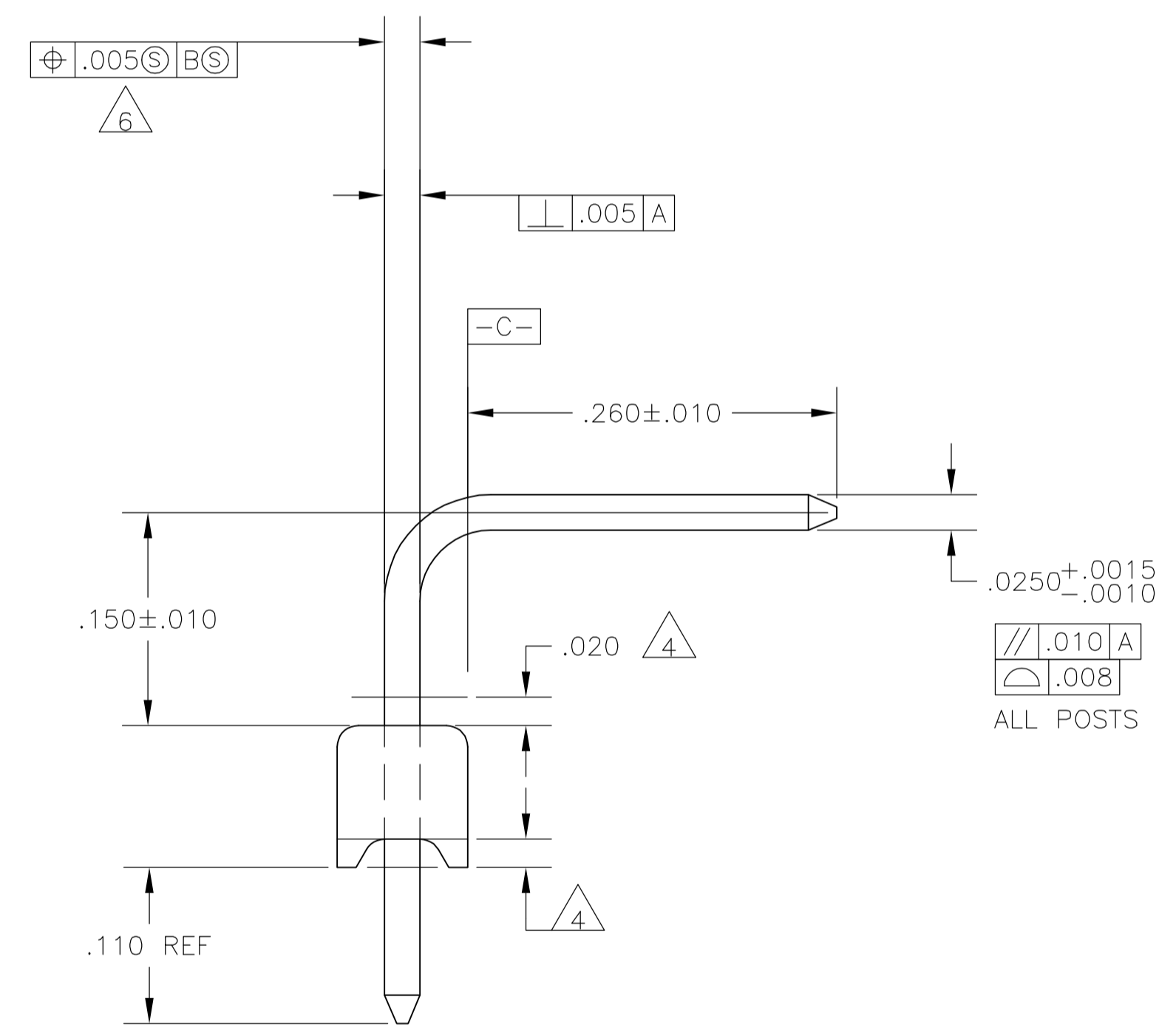
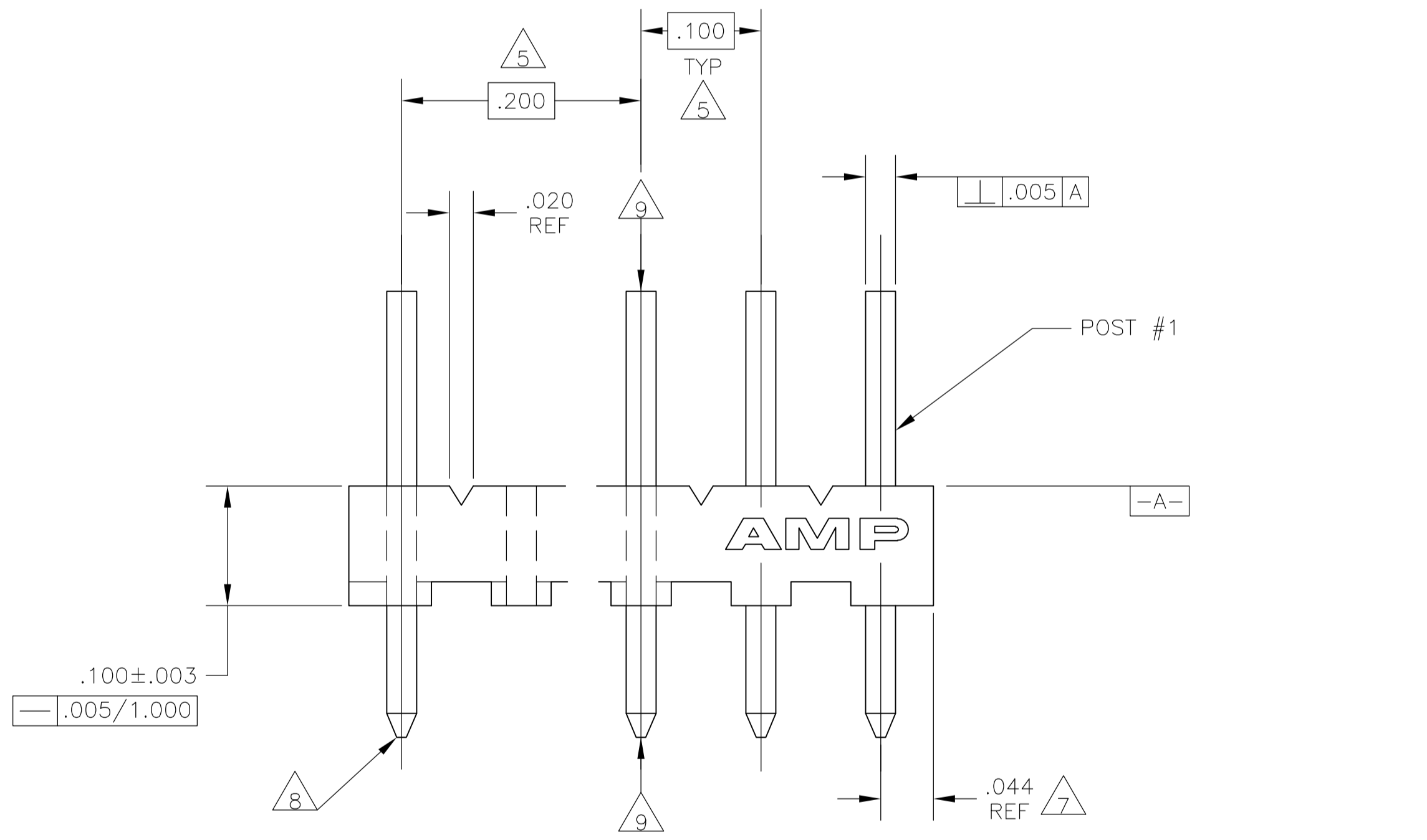


- 1 MATERIAL:
BASE: THERMOPLASTIC POLYESTER, UL 94V-0 (NATURAL).
POST: COPPER ALLOY (TIN OR TIN-LEADPLATED, .000150" MIN THICK - SEE PART NUMBER TABLE FOR DETAILS).
- 2 ONE HOLE MAY BE UNDERSIZED (.032-.035 DIA) FOR ASSEMBLY RETENTION DURING WAVE SOLDERING.
- 3 PARTS MUST COMPLY WITH AMP SOLDERABILITY SPEC 109-11-2.
- 4 PLASTIC AROUND POST PERMISSIBLE IN THIS AREA ONLY.
- 5 DIMENSION APPLIES WHEN HEADER IS HELD FLAT.
- 6 MEASURED AT -A-
- 7 COORDINATE DIMENSION APPLIES FROM CENTER OF ACTUAL FEATURE.
- 8 RADIUS AT TIP PERMITTED, BOTH ENDS.
- 9 POST MUST WITHSTAND 15 NEWTONS [3.0] LB MIN AXIAL FORCE IN BOTH DIRECTIONS WITHOUT DISLODGING.
- 10 SOLDER SIDE OF BOARD IS SHOWN.
- 11 DIMENSION SHOULD BE .060 MIN WHEN MATING WITH A MTA-100 CONNECTOR ASSEMBLY OR A CST-100 CONNECTOR.
- 12 DIMENSION SHOULD BE .060-.340 WHEN MATING CONNECTOR WIRING EXITS HOUSING INTO BOARD.



RECOMMENDED MOUNTING HOLE PATTERN FOR .063 THICK P. C. BOARD

.035	0.89		
.032	0.81	1.000	25.40
.025	0.64	.488	12.40
.0250	0.635	.340	8.64
.020	0.51	.260	6.60
.010	0.25	.200	5.08
.008	0.20	.150	3.81
.005	0.13	.110	2.79
.004	0.10	.100	2.54
.003	0.08	.092	2.34
.0015	0.038	.063	1.60
.0010	.025	.060	1.52
.000150	.00381	.044	1.12
.000	0.00	.040	1.02
IN	MM	IN	MM

CONVERSION TABLE

3-647161-1 SHOWN

TIN		
TIN-LEAD	4	3-647161-1
FINISH	POSITION NO OMITTED	ASSEMBLY PART NUMBER

SUPERSEDED BY 3-647161-1

THIS DRAWING IS A CONTROLLED DOCUMENT.

DIMENSIONS: INCHES	TOLERANCES UNLESS OTHERWISE SPECIFIED:	0 PLC ± -	1 PLC ± -	2 PLC ± -	3 PLC ± .005	4 PLC ± -	ANGLES ± -
--------------------	--	-----------	-----------	-----------	--------------	-----------	------------

MATERIAL: 1 FINISH: 1

APPROVED: D. BOSSI	DATE: 02AUG2005	NAME: D. BOSSI	DATE: 02AUG2005
PRODUCT SPEC	APPLICATION SPEC	SIZE: A1	SCALE: 10:1
WEIGHT: -	CUSTOMER DRAWING	DRAWING NO: 00779	REV: 1

tyco Electronics Tyco Electronics Corporation Harrisburg, Pa 17105-3608

MTA-100 HEADER ASSEMBLY, NARROW, .025 SQUARE RIGHT ANGLE POST, TIN, 5 POSITION, OMITTED POST

00779-647161

