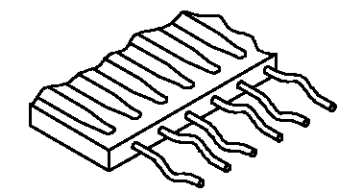
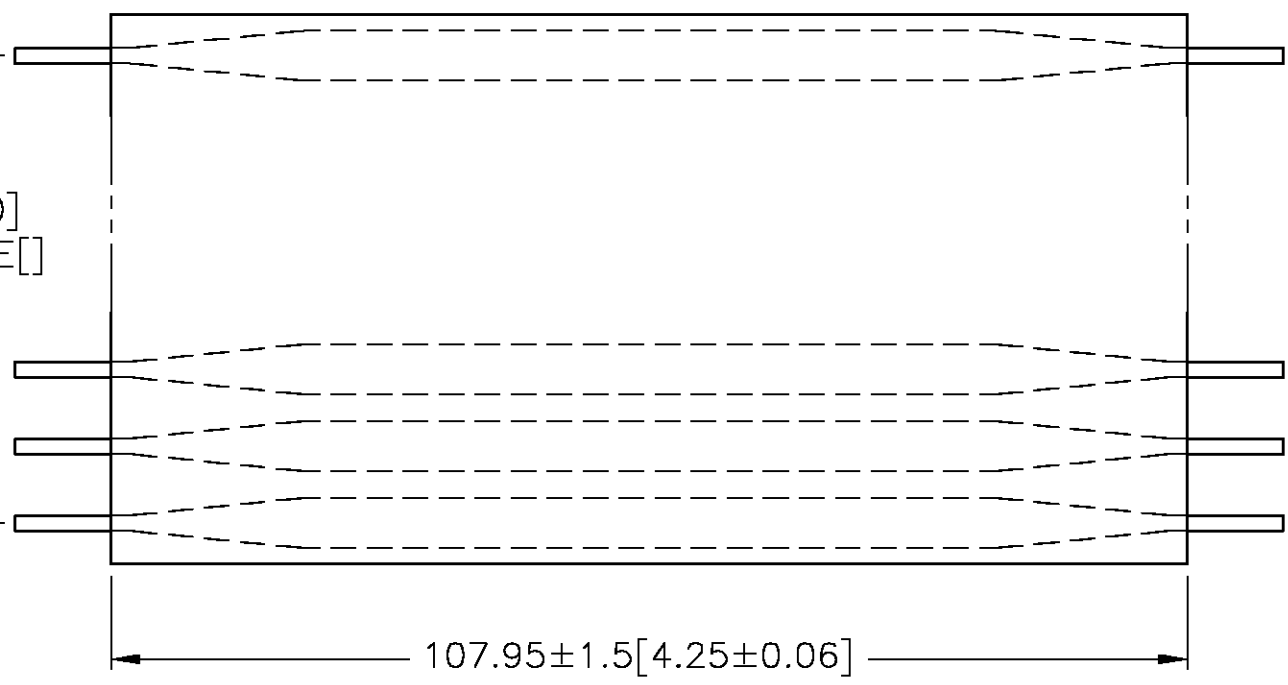


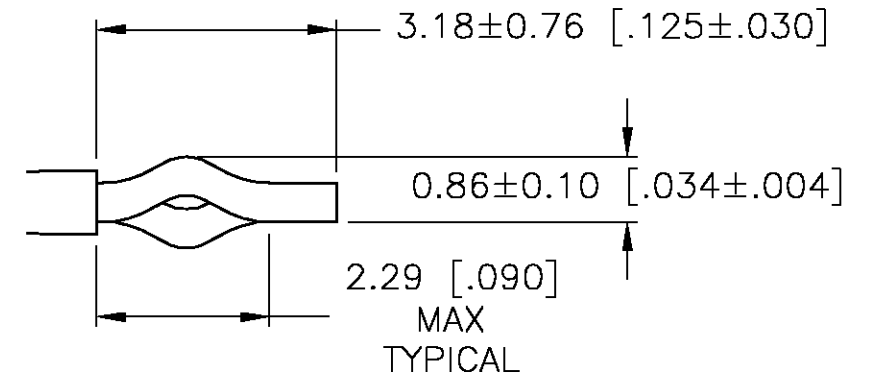
THIS DRAWING IS UNPUBLISHED. RELEASED FOR PUBLICATION
 © COPYRIGHT BY TYCO ELECTRONICS CORPORATION. ALL RIGHTS RESERVED.

LOC	DIST	REVISIONS					
GE	00	P	LTR	DESCRIPTION	DATE	DWN	APVD
		0		EC 0K41-00596-04	27JUL04	JRB	CRF

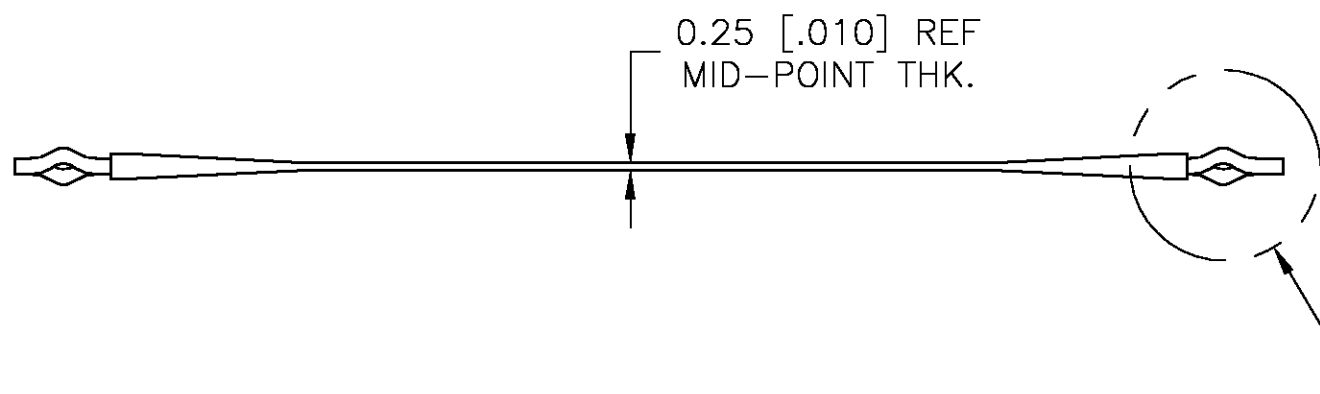
24 EQ SPACES
 AT 2.54±.25 [0.100±0.010]
 TOLERANCE NON-CUMULATIVE[]



Z BEND
 (BOTH ENDS)



DETAIL A
 SCALE 10:1



DETAIL A
 TYP

1. ALL OTHER SPECIFICATIONS AND REQUIREMENTS PER DRAWING 1474339.

1-1437145-4	AFSN-24.25Z-25
TYCO P/N	PRODUCT DESCRIPTION

THIS DRAWING IS A CONTROLLED DOCUMENT.		DWN JR BUSSARD 26 JULY 2004	Tyco Electronics Corporation Harrisburg, Pa 17105-3608													
DIMENSIONS: mm [INCHES]		CHK CR FULP 26 JULY 2004														
TOLERANCES UNLESS OTHERWISE SPECIFIED:		APVD CR FULP 26 JULY 2004	NAME JUMPER, NOMEX FLEXSTRIP 25 CONDUCTOR													
<table border="1"> <tr><td>0 PLC</td><td>± 0.2</td></tr> <tr><td>1 PLC</td><td>± 0.1</td></tr> <tr><td>2 PLC</td><td>± 0.05</td></tr> <tr><td>3 PLC</td><td>± 0.010</td></tr> <tr><td>4 PLC</td><td>± -</td></tr> <tr><td>ANGLES</td><td>± 2'</td></tr> </table>		0 PLC	± 0.2	1 PLC	± 0.1	2 PLC	± 0.05	3 PLC	± 0.010	4 PLC	± -	ANGLES	± 2'	PRODUCT SPEC -	RESTRICTED TO -	
0 PLC	± 0.2															
1 PLC	± 0.1															
2 PLC	± 0.05															
3 PLC	± 0.010															
4 PLC	± -															
ANGLES	± 2'															
MATERIAL -		FINISH -	APPLICATION SPEC -	SIZE A3												
		WEIGHT -	CAGE CODE 00779	DRAWING NO C-1-1437145-4												
CUSTOMER DRAWING			SCALE 4:1	SHEET 1 OF 1												
			REV 0													