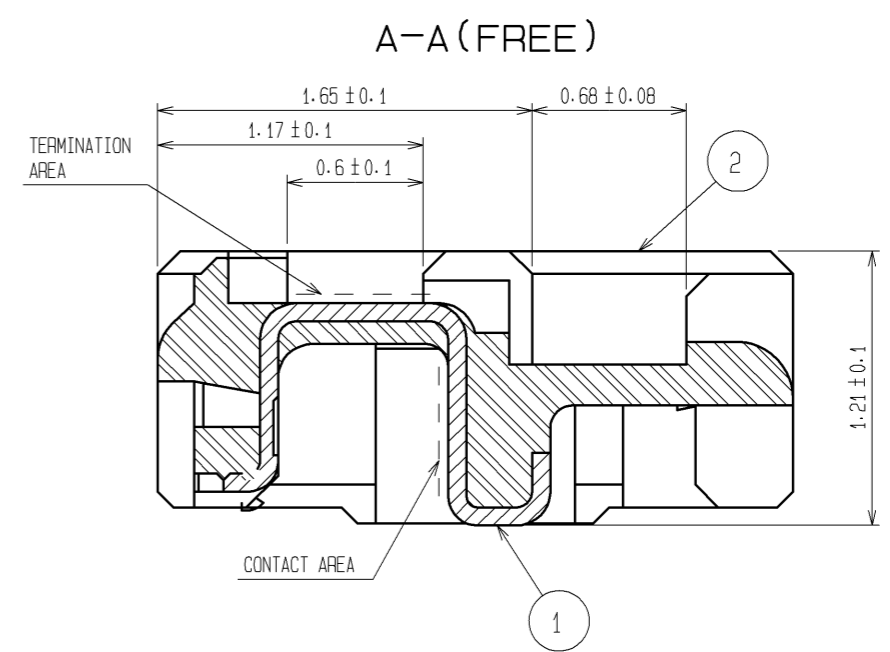
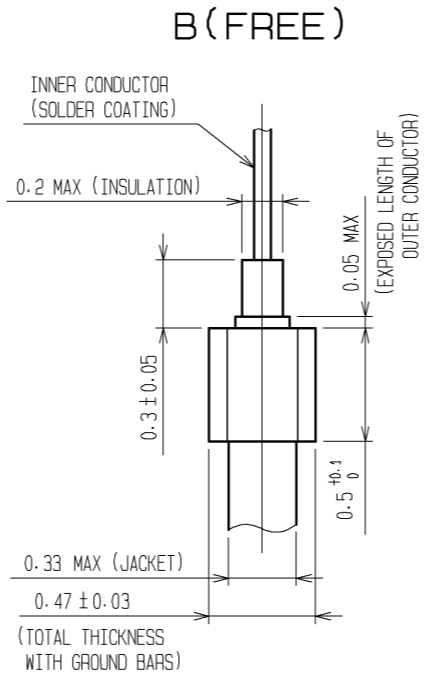
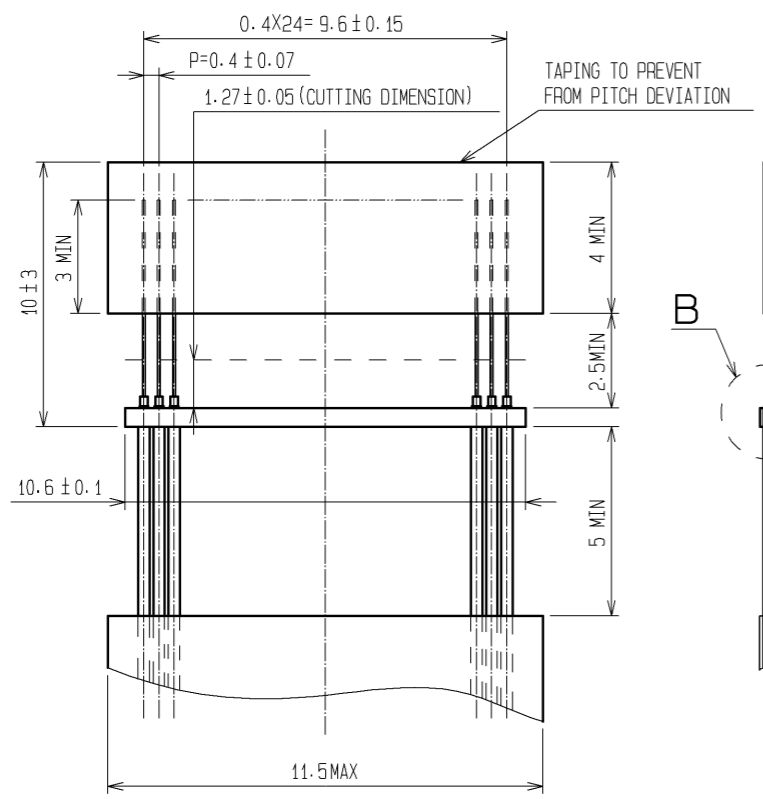
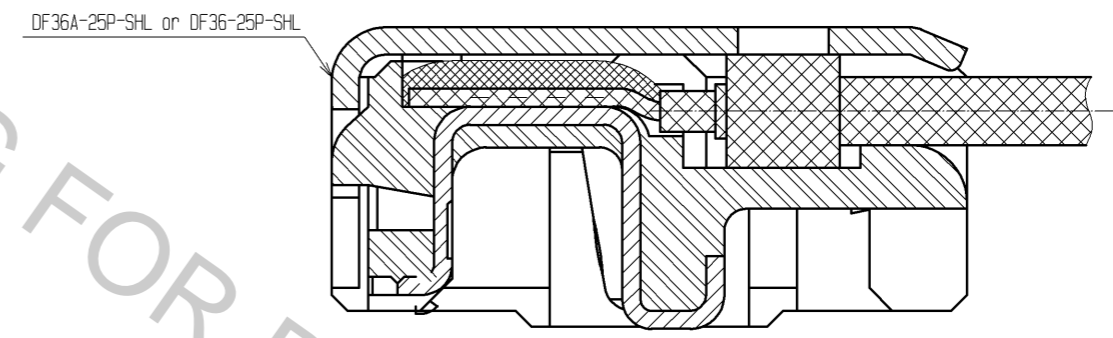


RECOMMENDED CABLE SUBASSEMBLY



CABLE TERMINATION FIGURE(FREE)



- NOTES 1. APPLICABLE CABLE: THIN COAXIAL CABLE (AWG#42~AWG#46)
 2. THIS CONNECTOR IS NOT HOT PLUGCABLE. MATE AND UNMATE WHILE THE POWER IS OFF.
 3. THE ASSEMBLY IS COMPLETED BY COMBINING TWO PARTS (CONNECTOR UNIT, AND METAL SHIELDING). REFER TO THE TABLE FOR EACH ITEM No., PART NAME, PART No. AND CODE No. APPLICABLE SHELL IS DIFFERENT DEPENDING ON THE PART No. OF MATED CONNECTOR. USE DF36A-25P-SHL FOR DF36A-25S-0.4V(**), USE DF36-25P-SHL FOR DF36-25S-0.4V(**).

ITEM No.	PART NAME	PART No.	CODE No.
1,2	CONNECTOR UNIT	DF36-25P-0.4SD(51)	CL662-4006-4-51
-	METAL SHIELDING	DF36A-25P-SHL	CL662-4007-7-00
-	METAL SHIELDING	DF36-25P-SHL	CL662-4012-7-00

4. BLACK MARKS MAY OCCASIONALLY OCCUR IN MOLD RESIN, YET THEY DO NOT AFFECT CONNECTOR QUALITY.

NO.	MATERIAL	FINISH	REMARKS	NO.	MATERIAL	FINISH	REMARKS
1	PHOSPHOR BRONZE	CONTACT AREA : Au PLATING 0.1µm min TERMINATION AREA : Au PLATING 0.1µm min UNDER PLATING : Ni PLATING 1µm min		2	LCP		UL94V-0
3				5	PS		BLACK
4				4	POLYESTER		CLEAR
5				3	PS		CLEAR

UNITS	SCALE	COUNT	DESCRIPTION OF REVISIONS	DESIGNED	CHECKED	DATE
mm	5 : 1	△	APPROVED : TS. SAKATA 08.11.05 CHECKED : HK. UMEHARA 08.11.05 DESIGNED : HY. SHIOZAWA 08.11.05 DRAWN : SI. ISHII 08.11.05			

DRAWING NO.	PART NO.	CODE NO.
EDC3-312853-02	DF36-25P-0.4SD(51)	CL662-4006-4-51

