

REV. Status

REVISION
11/06/00 MP

REVISION A
ADDED TYP
TO A.3.
11/30/00 MP

ADSL transformer designed for use with Centillium IC chip CT-L50SC04 (CO Side)

A. Electrical Specifications (@ 25°C)

1. Primary (Line side) Impedance; 100Ω
2. Secondary (IC side) Impedance; 30.9Ω
3. Frequency Response; ±1.2dB TYP @ 30KHz to 1.1MHz, 0dBm
4. Insertion Loss; 0.3dB ±0.2dB @ 100KHz, 0dBm
5. Longitudinal Balance; 40dB MIN @ 20KHz to 1.1MHz, 0dBm (Per ITU method pin 7 grounded)
6. Primary Open Circuit Inductance; 450μH ±5% @ 10KHz, 0.1Vrms Measured (1-4) with 2 and 3 shorted
7. Leakage Inductance; 5.5μH MAX @ 100KHz, 0.1Vrms Measured (1-4) with 2 & 3, 8 & 9 and 7 & 10 shorted
8. Total Harmonic Distortion; -95dB TYP @ 40KHz, 2.5Vrms
9. DC Resistance; (1-4)=1.0Ω MAX, with 2 & 3 shorted (7-10)=0.6Ω MAX, with 8 & 9 shorted
10. Turns Ratio; (7-10):(1-4)=1:1.80±2% 2 & 3, and 8 & 9 shorted
11. Dielectric Strength; 1875Vrms 1 second @ Pri to Sec



UL# E208555

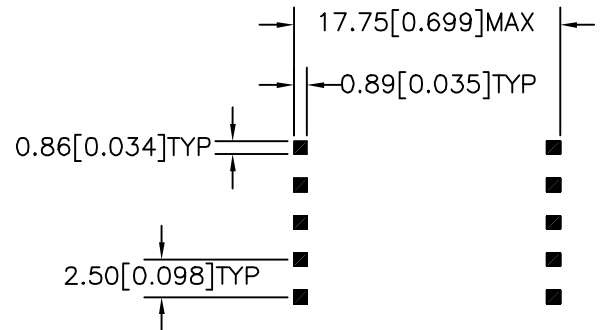
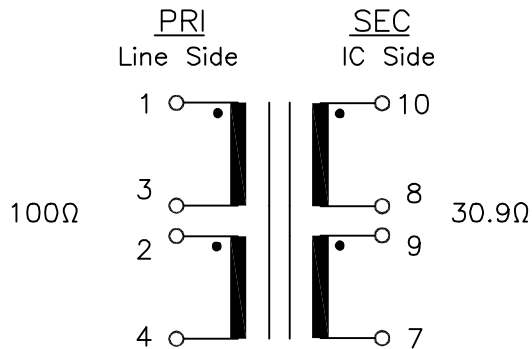
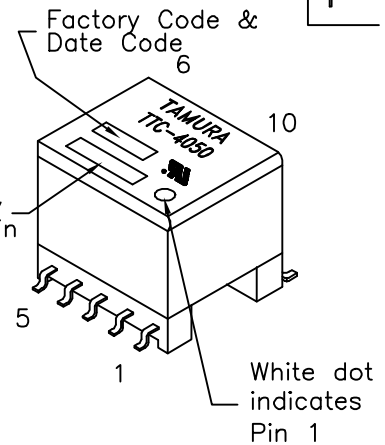
MODEL NUMBER

TTC-4050

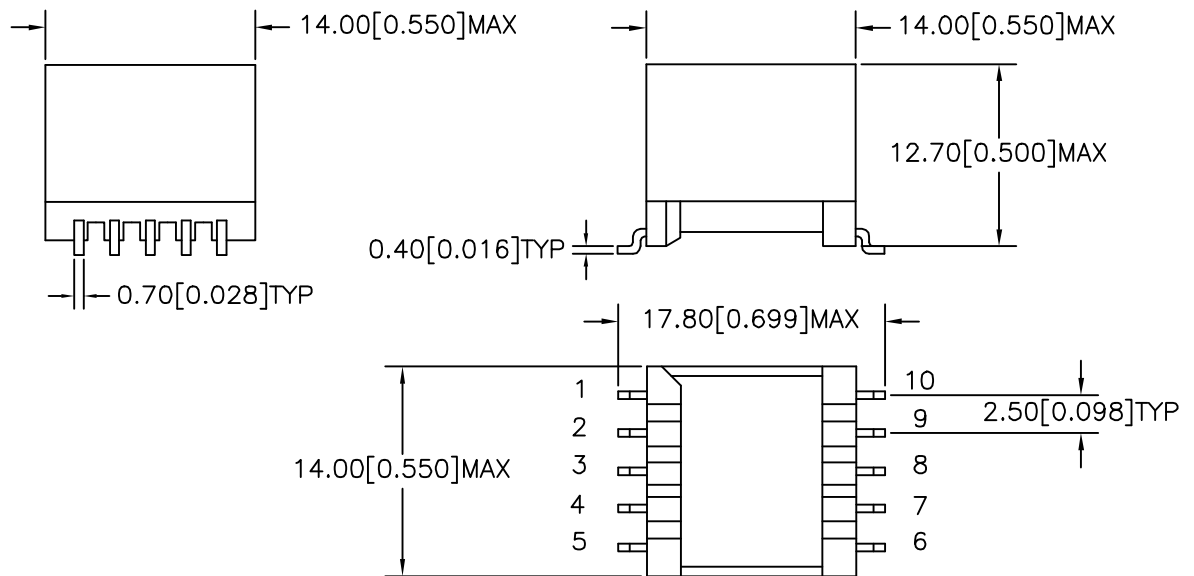
B. Marking; TTC-4050, TAMURA, date code and country of origin

C. Safety; UL1950 3rd Edition

D. Schematic;



E. Mechanical Specifications;



PREPARED BY:

D. Rund

ENGINEER:

M. Pitchai

QUALITY CONTROL:

D. Kelley

APPROVED:

J. Coleman

DWG CONTROL NO.
P-A1-12473
ACAD\TTC\A1124731.DWG

REV
A

ADSL
TRANSFORMER

TAMURA CORPORATION OF AMERICA
43352 BUSINESS PARK DRIVE, TEMECULA, CA. 92590-6624
(909) 699-1270 FAX 9096769482

TTC-4050

MODEL SPECIFICATION

DIM: mm(in) SCL: 2/1 SH: 1 OF 1

PROPRIETARY NOTICE: THIS DRAWING PRINT OR DOCUMENT AND SUBJECT MATTER DISCLOSED HEREIN ARE PROPRIETARY ITEMS TO WHICH TAMURA RETAINS THE EXCLUSIVE RIGHT OF DISSEMINATION, REPRODUCTION, MANUFACTURE AND SALE. THIS DRAWING, PRINT OR DOCUMENT IS SUBMITTED IN CONFIDENCE FOR CONSIDERATION BY THE RECIPIENT ALONE UNLESS PERMISSION FOR FURTHER DISCLOSURE IS EXPRESSLY GRANTED IN WRITING.