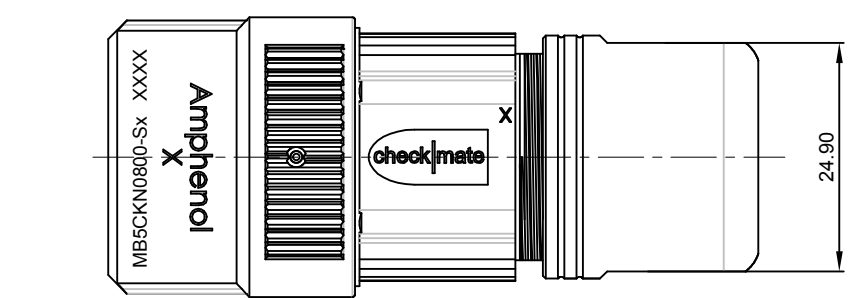
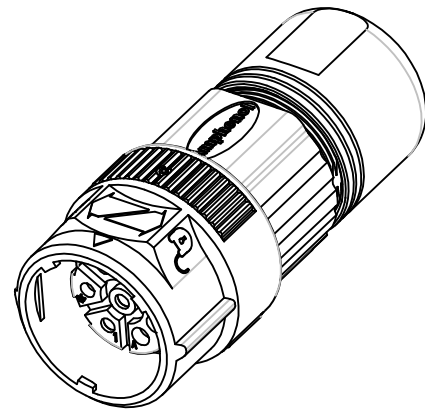
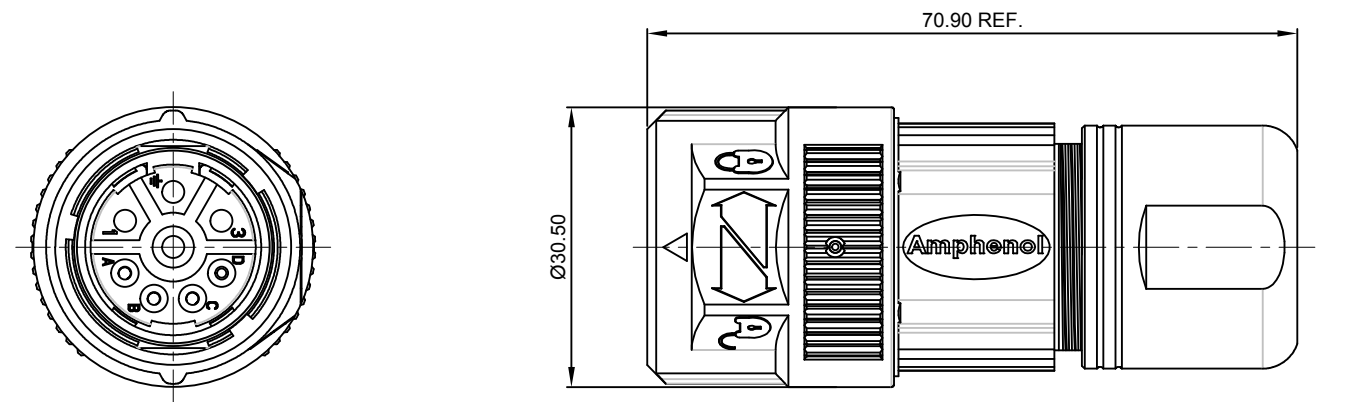


REVISIONS					
REV	ECO	DESCRIPTION	DATE	BY	APPR
A1	-	FIRST RELEASE	Nov.6,2017	White	Tommy

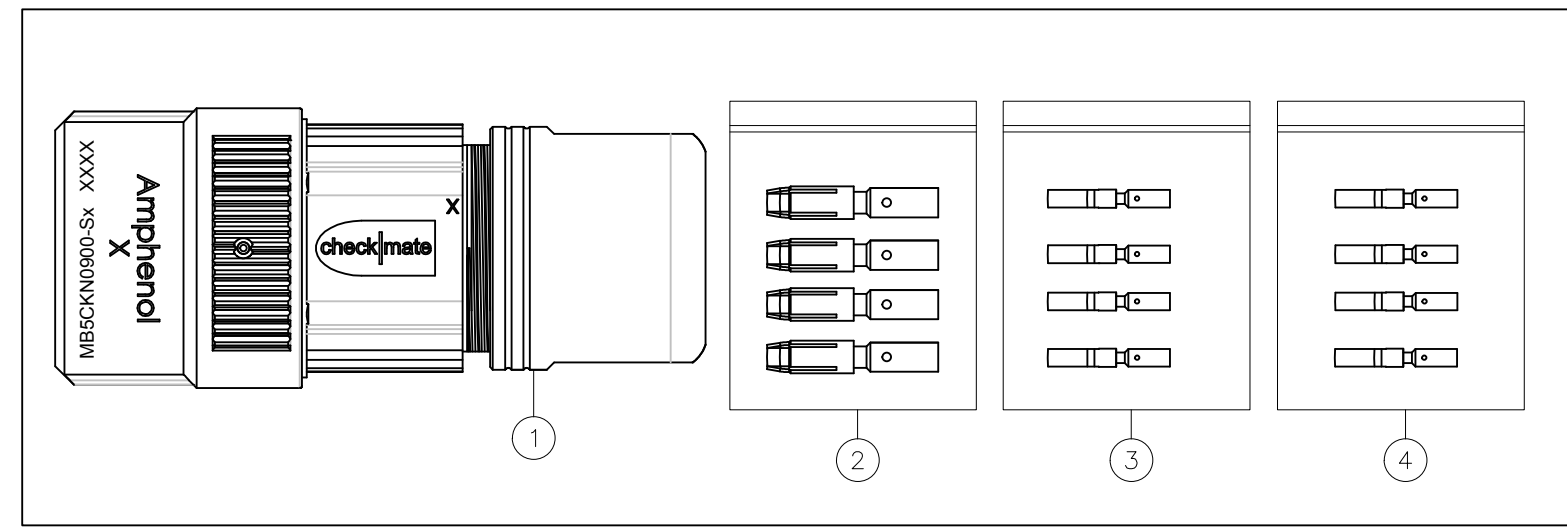


NOTES: UNLESS OTHERWISE SPECIFIED

- MATERIAL:
  - INSULATION INSERT: PA66, UL94 V0
  - SEAL: VITON, EPDM
  - HOUSING BODY: ZINC DIE CAST, NICKEL PLATED
  - COUPLING NUT: ZINC DIE CAST, NICKEL PLATED
  - CONTACT: COPPER ALLOY, GOLD PLATED
- SPECIFICATIONS:
  - 2.1 CURRENT RATING: SIGNAL: 10 AMPS  
POWER: 30AMPS
  - 2.2 VOLTAGE RATING: SIGNAL: 250V AC/DC  
POWER: 630V AC/DC
  - 2.3 CONTACT RESISTANCE: SIGNAL: <5 mOHMS  
POWER: <3 mOHMS
  - 2.4 OPERATING TEMPERATURE: -20°C TO +130°C
  - 2.5 DIELECTRIC WITHSTANDING VOLTAGE: LESS THAN 2 MILLIAMPS CURRENT LEAKAGE @ SIGNAL: 2500VOLTS AC.  
POWER: 6000 VOLTS AC.
  - 2.6 DEGREE OF PROTECTION: IP67 ( MATED CONDITION )
  - 2.7 DEGREE OF POLLUTION: 3 PER UL840
  - 2.8 OVERVOLTAGE CATEGORY: III PER UL840
  - 2.9 MATING CYCLE DURABILITY: >500 CYCLES
  - 2.10 RoHS COMPLIANT

3. ALL DIMENSIONS ARE FOR REFERENCE USE ONLY.

Item	Part number	Connector P/N	Cable OD Range
1	MB5CKN0800-S1-KIT	MB5CKN0800-S1	7.5~11.0 mm
2	MB5CKN0800-S2-KIT	MB5CKN0800-S2	11.0~14.5 mm
3	MB5CKN0800-S3-KIT	MB5CKN0800-S3	14.5~17.0 mm



4	SC000385	Socket contact, 1.0mm, Crimp 24~28AWG	4
4	SC000259	Socket contact, 1.0mm, Crimp 18~22AWG	3
4	SC000260	Socket contact, 2.0mm, Crimp 14~18AWG	2
1	MB5CKN0800-Sx	CONNECTOR	1
QUANTITY	PART NUMBER	DESCRIPTION	ITEM

**MATERIALS LIST**

SIGNATURES		DATE
DRAWN: White		Nov.6,2017
CHECKED: Tod		Nov.6,2017
ENGINEER:		
APPROVAL: Tommy		Nov.6,2017

**Amphenol**  
Sine Systems - www.amphenol-sine.com  
44724 Morley Drive  
Clinton Township, MI 48036

KIT;M23B,PLUG,STR,8POS(4+4),CHECKMATE

SIZE	TYPE	DWG NO:	REVISION
B	C-	MB5CKN0800-Sx-KIT	A1

SCALE: NONE SHEET 1 OF 1

TITLE: KIT;M23B,PLUG,STR,8POS(4+4),CHECKMATE  
DWG NO: MB5CKN0800-Sx-KIT  
REV: A1  
SH: 1  
OF: 1