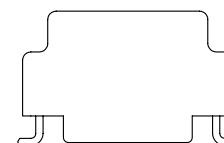
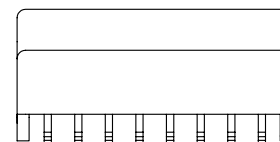



NOTES:

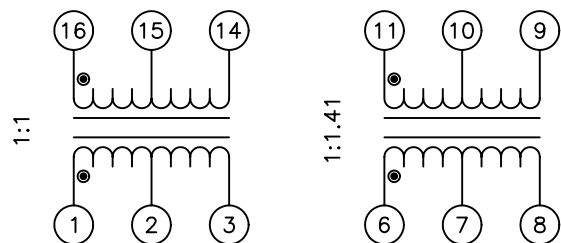
1. ROHS COMPLIANT
2. HEADER: PHENOLIC WITH FLAMMABILITY RATING UL 94V-0 OR BETTER.
3. STORAGE TEMPERATURE: -20°C TO +125°C
4. COMPLIANCE TO J-STD:
 - A. J-STD-002: SOLDERABILITY AT 245°C REFLOW PROFILE
 - B. J-STD-020: LEVEL 1, NO MOISTURE SENSITIVE
 - C. J-STD-075: R7, 245°C MAXIMUM THROUGH REFLOW SOLDER
5. TO ORDER TAPE & REEL PACKAGING ADD A "T" SUFFIX TO THE PART NUMBER(i.e ST7011FNL BECOMES ST7011FNLT).



FINAL OUTLINE

© Copyright, 2014. Pulse Electronics Corp. All rights reserved. Pulse confidential & proprietary. (06/11/14)

PRODUCT DESCRIPTION	TLA DRAWING	PS DRAWING	SHEET	PART NO.	DATASHEET REV.
XFMR,SIN,10D,1:1.41,SM,TU	ST7011FNL-10	PS-2755.001-A	1 OF 3	ST7011FNL	A



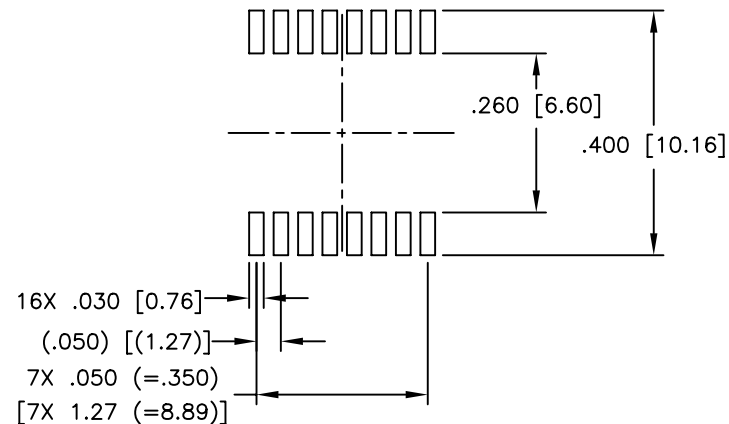
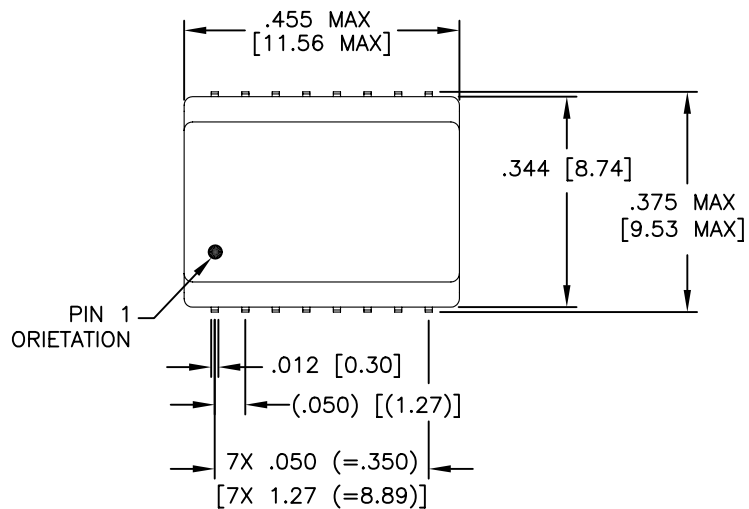
SCHMATIC

ELECTRICAL CHARACTERISTICS AT +25°C UNLESS OTHER SPECIFIED

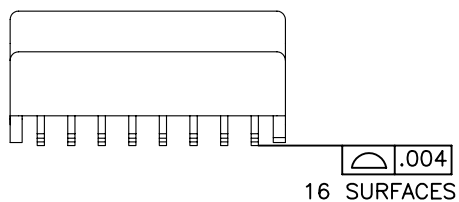
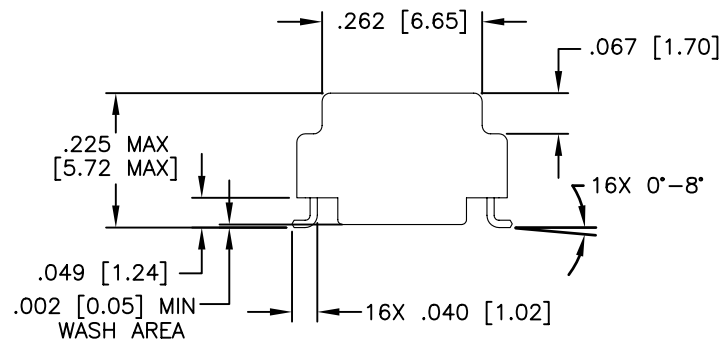
PARAMETER	SPECIFICATIONS
OPERATING TEMPERATURE	0°C ~ +70°C
POLARITY	PER SCHEMATIC
URNS RATIO	(1-3) : (16-14) = 1 : 1 ±5% (6-8) : (11-9) = 1 : 1.41 ±5%
INDUCTANCE (OCL)	175 uH MIN (AT 10 KHz 10 mVRMS)
CAPACITANCE WINDING TO WINDING	20 pF MAX
DC RESISTANCE (EACH WINDING)	0.9 OHMS MAX
LEAKAGE INDUCTANCE	0.30 uH MAX AT 1 MHz MIN.
INPUT - OUTPUT ISOLATION	1500 VRMS FOR 60 SECONDS

© Copyright, 2014. Pulse Electronics Corp. All rights reserved. Pulse confidential & proprietary. (06/11/14)

PRODUCT DESCRIPTION	TLA DRAWING	PS DRAWING	SHEET	PART NO.	DATASHEET REV.
XFMR,SIN,10D,1:1.41,SM,TU	ST7011FNL-10	PS-2755.001-A	2 OF 3	ST7011FNL	A



SUGGESTED LAND PATTERN



DIMENSIONS ARE IN INCHES [MILLIMETERS] WITH THE FOLLOWING TOLERANCES: [MILLIMETERS] ARE FOR REFERENCE ONLY.
 .XX= ±.01 [±0.25]
 .XXX= ±.005 [±0.13]

© Copyright, 2014. Pulse Electronics Corp. All rights reserved. Pulse confidential & proprietary. (06/11/14)

PRODUCT DESCRIPTION	TLA DRAWING	PS DRAWING	SHEET	PART NO.	DATASHEET REV.
XFMR,SIN,10D,1:1.41,SM,TU	ST7011FNL-10	PS-2755.001-A	3 OF 3	ST7011FNL	A