

VOLTAGE-CONTROLLED CRYSTAL OSCILLATOR (VCXO)


OUTPUT : LV-PECL



Product Number (please contact us)
X1G003691xxx00

VG-4512CA

- Frequency range : 80 MHz to 200 MHz
- Supply voltage : 3.3 V
- Absolute pull range : 50×10^{-6} , 100×10^{-6}
- External dimensions : $7.0 \times 5.0 \times 1.6$ mm
- Function : Output enable (OE)
Active High or Low
- Output : LV-PECL



Actual size



Specifications (characteristics)

Item	Symbol	Specifications	Conditions / Remarks
Output frequency range	f_o	80.000 MHz to 200.000 MHz	Please contact us about available frequencies.
Supply voltage	V_{cc}	$3.3 \text{ V} \pm 0.165 \text{ V}$	
Storage temperature	T_{stg}	$-55 \text{ }^\circ\text{C}$ to $+125 \text{ }^\circ\text{C}$	Storage as single product.
Operating temperature	T_{use}	G: -40 to $+85 \text{ }^\circ\text{C}$, J: -20 to $+70 \text{ }^\circ\text{C}$, K: 0 to $+70 \text{ }^\circ\text{C}$	
Frequency tolerance	f_{tol}	$\pm 50 \times 10^{-6}$ Max.	Includes frequency aging (20 years)
Current consumption	I_{cc}	60 mA Max.	50Ω
Absolute pull range *1	APR	H: $\pm 100 \times 10^{-6}$ Min., G: $\pm 50 \times 10^{-6}$ Min.	$V_c = 1.65 \text{ V} \pm 1.50 \text{ V}$
Input resistance	R_{in}	100 k Ω Min.	DC level
Frequency change polarity	—	Positive slope	$V_c = 0.15$ to 3.15 V
Symmetry	SYM	45 % to 55 %	$V_{cc} = 1.3 \text{ V}$, $V_c = 1/2 V_{cc}$
Output voltage	V_{OH}	$V_{cc} - 1.1 \text{ V}$ Min.	
	V_{OL}	$V_{cc} - 1.5 \text{ V}$ Max.	
Output load condition (ECL)	L_{ECL}	50Ω	Terminated to $V_{cc} - 2.0 \text{ V}$
Input voltage	V_{IH}	70 % V_{cc} Min.	
	V_{IL}	30 % V_{cc} Max.	
Rise time / Fall time	t_r / t_f	1.0 ns Max.	between 20% and 80% of ($V_{OH} - V_{OL}$)
Start-up time	t_{str}	10 ms Max.	Time at minimum supply voltage to be 0 s
Frequency aging	f_{aging}	This is included frequency tolerance	$+25 \text{ }^\circ\text{C}$, $V_{cc} = 3.3 \text{ V}$, 20 years

*1 Absolute pull range = Frequency control range - Frequency tolerance

* Please keep V_c pin open or ground while powering up V_{cc} .

Product Name VG-4512CA - 155.520000 - G G C T
(Standard form) ① ② ③ ④⑤⑥⑦

①Model ②Package type ③Frequency(MHz) ④Operating temperature ⑤Absolute pull range
⑥Supply voltage (C: 3.3V Typ.) ⑦OE function

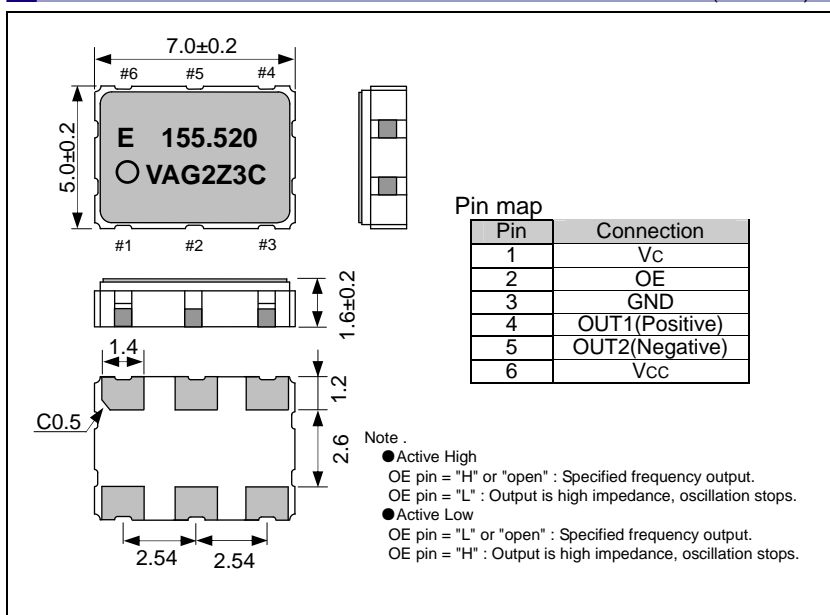
④Operating temperature	
G	-40 to $+85 \text{ }^\circ\text{C}$
J	-20 to $+70 \text{ }^\circ\text{C}$
K	0 to $+70 \text{ }^\circ\text{C}$

⑤Absolute pull range	
H	$\pm 100 \times 10^{-6}$ Min.
G	$\pm 50 \times 10^{-6}$ Min.

⑦OE function	
T	Active High
L	Active Low

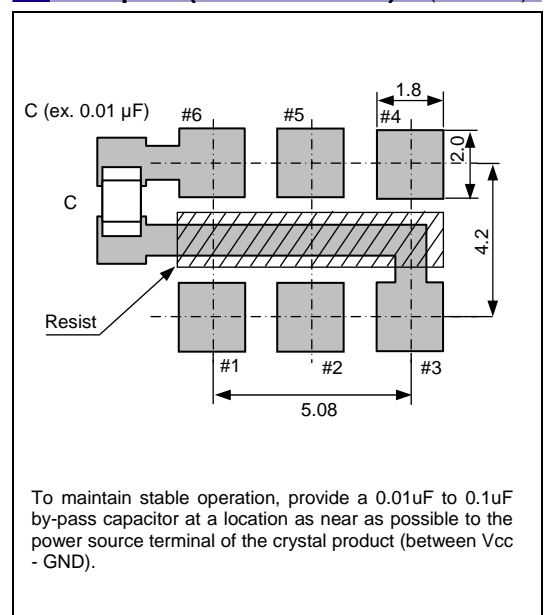
External dimensions

(Unit :mm)



Footprint (Recommended)

(Unit :mm)



PROMOTION OF ENVIRONMENTAL MANAGEMENT SYSTEM CONFORMING TO INTERNATIONAL STANDARDS

At Seiko Epson, all environmental initiatives operate under the Plan-Do-Check-Action (PDCA) cycle designed to achieve continuous improvements. The environmental management system (EMS) operates under the ISO 14001 environmental management standard.

All of our major manufacturing and non-manufacturing sites, in Japan and overseas, completed the acquisition of ISO 14001 certification.

ISO 14000 is an international standard for environmental management that was established by the International Standards Organization in 1996 against the background of growing concern regarding global warming, destruction of the ozone layer, and global deforestation.

WORKING FOR HIGH QUALITY

In order provide high quality and reliable products and services than meet customer needs,

Seiko Epson made early efforts towards obtaining ISO9000 series certification and has acquired ISO9001 for all business establishments in Japan and abroad. We have also acquired ISO/TS 16949 certification that is requested strongly by major automotive manufacturers as standard.

ISO/TS16949 is the international standard that added the sector-specific supplemental requirements for automotive industry based on ISO9001.

► Explanation of the mark that are using it for the catalog

	► Pb free.
	► Complies with EU RoHS directive. *About the products without the Pb-free mark. Contains Pb in products exempted by EU RoHS directive. (Contains Pb in sealing glass, high melting temperature type solder or other.)
	► Designed for automotive applications such as Car Multimedia, Body Electronics, Remote Keyless Entry etc.
	► Designed for automotive applications related to driving safety (Engine Control Unit, Air Bag, ESC etc.)

Notice

- This material is subject to change without notice.
- Any part of this material may not be reproduced or duplicated in any form or any means without the written permission of Seiko Epson.
- The information about applied circuitry, software, usage, etc. written in this material is intended for reference only. Seiko Epson does not assume any liability for the occurrence of infringing on any patent or copyright of a third party. This material does not authorize the licensing for any patent or intellectual copyrights.
- When exporting the products or technology described in this material, you should comply with the applicable export control laws and regulations and follow the procedures required by such laws and regulations.
- You are requested not to use the products (and any technical information furnished, if any) for the development and/or manufacture of weapon of mass destruction or for other military purposes. You are also requested that you would not make the products available to any third party who may use the products for such prohibited purposes.
- These products are intended for general use in electronic equipment. When using them in specific applications that require extremely high reliability, such as the applications stated below, you must obtain permission from Seiko Epson in advance.
/ Space equipment (artificial satellites, rockets, etc.) / Transportation vehicles and related (automobiles, aircraft, trains, vessels, etc.) / Medical instruments to sustain life / Submarine transmitters / Power stations and related / Fire work equipment and security equipment / traffic control equipment / and others requiring equivalent reliability.
- All brands or product names mentioned herein are trademarks and/or registered trademarks of their respective.