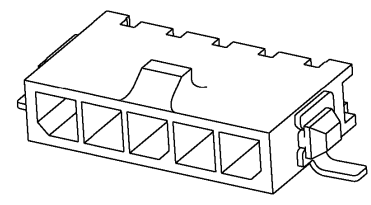
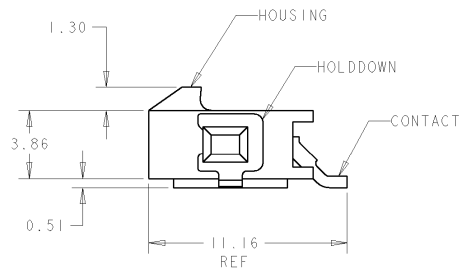
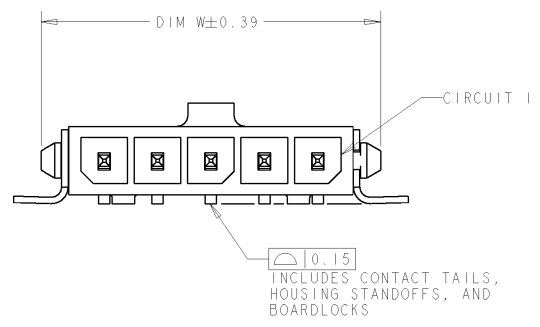
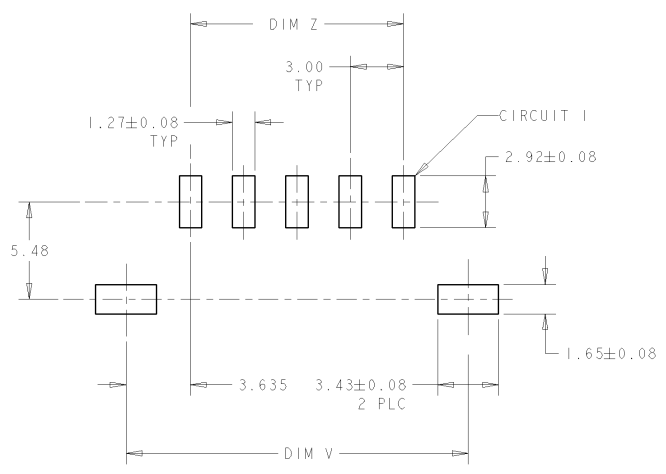
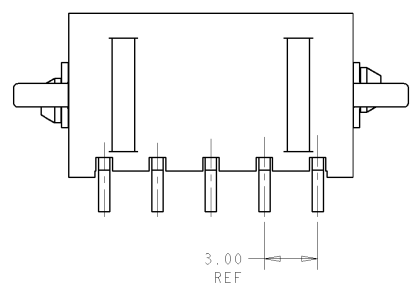


LOC	DIST	REVISIONS			
P	LYR	DESCRIPTION	DATE	BY	APPD
B		REVISED PER 0G3B-0638-03	03-SEP-03	SH	CJ



- 1 MATERIAL: CONTACTS - BRASS
HOUSING - UL 94V-0 RATED HIGH TEMP NYLON, COLOR BLACK.
HOLDDOWNS: - PHOSPHOR BRONZE.
- 2 PLATING: CONTACTS- 2.54µm MINIMUM TIN LEAD OVER 1.27µm MINIMUM NICKEL.
HOLDDOWNS- 2.54µm MINIMUM TIN-LEAD OVER 1.27µm MINIMUM NICKEL.
- 4 RECOMMENDED PC BOARD THICKNESS OF 1.57.
- 5 PLATING: CONTACTS-2.54µm MINIMUM TIN OVER 1.27µm MINIMUM NICKEL.
HOLDDOWNS- 2.54µm MINIMUM TIN OVER 1.27µm MINIMUM NICKEL.



PCB LAYOUT COMPONENT SIDE 4

5	3.00	10.41	10.00	2	2-1445057-2
2	33.00	40.41	40.00	12	1-1445057-2
2	30.00	37.41	37.00	11	1-1445057-1
2	27.00	34.41	34.00	10	1-1445057-0
2	24.00	31.41	31.00	9	1445057-9
2	21.00	28.41	28.00	8	1445057-8
2	18.00	25.41	25.00	7	1445057-7
2	15.00	22.41	22.00	6	1445057-6
2	12.00	19.41	19.00	5	1445057-5
2	9.00	16.41	16.00	4	1445057-4
2	6.00	13.41	13.00	3	1445057-3
2	3.00	10.41	10.00	2	1445057-2
FINISH	DIM Z	DIM V	DIM W	NO. OF POSN	PART NUMBER



THIS DRAWING IS A CONTROLLED DOCUMENT FOR AMP INCORPORATED. IT IS SUBJECT TO CHANGE AND THE CONTROLLING ENGINEERING ORGANIZATION SHOULD BE CONTACTED FOR THE LATEST REVISION.		DWN J. ROOT 03-OCT-2000 CHK K. WHITAKER 13-MAR-2001 APFD K. WHITAKER 13-MAR-2001	AMP Tyco Electronics Harrisburg, PA 17105-3608
DIMENSIONS: mm 	TOLERANCES UNLESS OTHERWISE SPECIFIED: 0 PLC ± 1 PLC ± 2 PLC ±0.13 3 PLC ± 4 PLC ± ANGLES FINISH ±	PRODUCT SPEC APPLICATION SPEC WEIGHT CUSTOMER DRAWING	NAME PART ANGLE SURFACE MOUNT HEADER ASSY, TIN CONTACTS W/SURF MOUNT HOLDDOWNS, SINGLE ROW, MICRO MATE-N-LOK TM SIZE CASE CODE DRAWING NO A2 00779 ©-1445057 SCALE 5:1 SHEET 1 OF 1 REV B