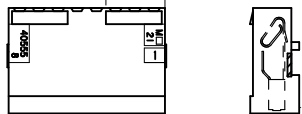
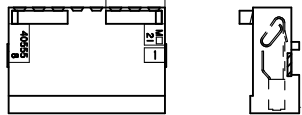


(7.62)
.300



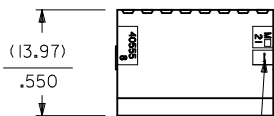
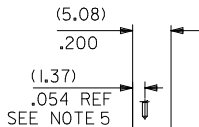
40555-AN
FEED TO WITH RAMP

(7.62)
.300

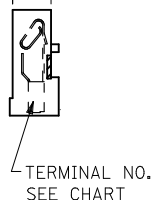


40555-BN
FEED TO WITH RAMP
AND POLARIZING RIBS

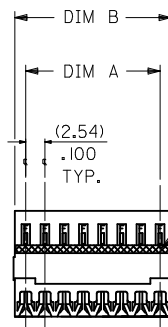
40555-N
FEED TO



CIRCUIT 1



TERMINAL NO.
SEE CHART



COLOR STRIPE
SEE NOTE 6

(.13)
.005
MAX. STRAP REMAINING
AFTER CUTOFF

NOTES:

- MATERIAL: HOUSING: UNFILLED NYLON UL94V-2, MOLDED NATURAL (WHITE)
TERMINAL: SEE LEGEND
- FINISH:
 - (154) OVERALL TIN: (0.00254)/.000100 MIN. OVER NICKEL: (0.00127)/.000050 MIN.
 - (208) SELECT GOLD: (0.00038)/.000015 MIN.,
SELECT TIN: (0.00254)/.000100 MIN.,
OVERALL NICKEL UNDERPLATE: (0.00127)/.000050 MIN.
 - (228) SELECT GOLD: (0.00076)/.000030 MIN.,
SELECT TIN: (0.00254)/.000100 MIN.,
OVERALL NICKEL UNDERPLATE: (0.00127)/.000050 MIN.
 - (909) OVERALL HOT TIN DIPPED. (0.00254)/.000100 MIN.
- PRODUCT SPECIFICATION: PS-7720-001
- PACKAGING: ALL PARTS ARE TO BE BULK PACKED PER PK-40555-001 UNLESS OTHERWISE SPECIFIED IN CHART.
- FOR USE WITH (0.64)/.025 SQUARE OR ROUND PINS. INSERTION DEPTH OF (6.10/7.87)/.240/.310
- COLOR STRIPE TO RUN LENGTH OF RIB AS SHOWN.
- WIRE TERMINATION SPECIFICATION: SMES-7720-0002
- THIS PART CONFORMS TO CLASS B REQUIREMENTS OF COSMETIC SPECIFICATION PS-45499-002.

A-40555- * N *

HOUSING OPTIONS

BLANK=40555-N
A=40555-AN
B=40555-BN

TERMINAL OPTIONS

F = 40554-F(154), BRASS
 H = 40627-H(154), BRASS
 HA = 40921-H(154), BRASS HUMPBACK
 (SEE SHEET 2)
 HB = 40554-H(154), BRASS
 FA = 40554-F(P909), BRASS
 HE = 40554-H(P909), BRASS
 HF = 41138-H(228), PHOS. BRONZE
 A = 7691-A(154), BRASS
 HG = 41138-H(208), PHOS. BRONZE
 HK = 41138-H(154), PHOS. BRONZE

NO. OF CKTS

WIRE SPECIFICATIONS (INSULATION DIA. (1.47)/.058 MAX.)

TERMINAL OPTION	COLOR STRIPE	ACCEPTS WIRE:
-A(***)	BROWN	28 AWG. STRANDED TOPCOATED 28 AWG. STRANDED TINNED 28 AWG. SOLID TINNED 26 AWG. STRANDED TINNED 26 AWG. SOLID TINNED
-F(***)	NONE	24 AWG. STRANDED TOPCOATED
-H(***)	GREEN	24 AWG. STRANDED TOPCOATED 24 AWG. STRANDED TINNED 24 AWG. SOLID TINNED 26 AWG. STRANDED TOPCOATED

8	BK2
7	BK2
6	BK2
3	BK2
4	BL
3	BL
2	BL
1	BL
SH.	REV.

OBsolete P/Ns
 EC NO: UCP2011-1314
 DRWN:KIPPER 2011/01/04
 CHKD:JBELL
 APPR:FSM/TH 2011/03/09

DESCRIPTION
QUALITY SYMBOLS
▽=0
▽=0
▽=0

GENERAL TOLERANCES (UNLESS SPECIFIED)

	mm	INCH
4 PLACES	± ---	± ---
3 PLACES	± ---	± ---
2 PLACES	± ---	± ---
1 PLACE	± ---	± ---

ANGULAR ±1/2°

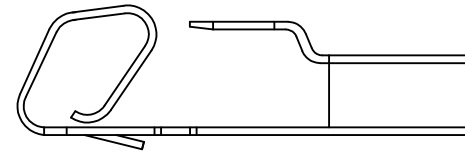
DRAFT WHERE APPLICABLE
MUST REMAIN
WITHIN DIMENSIONS

DIMENSION STYLE	
MM/IN	
DRAWN BY	DATE
RJG	1985/09/16
CHECKED BY	DATE
EDGLEY	1985/09/16
APPROVED BY	DATE
LENZ	1985/09/16
MATERIAL NO.	DOCUMENT NO.
SEE CHART	SDA-40555-*N*
SIZE	C

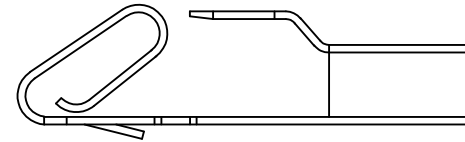
SCALE	DESIGN UNITS	THIRD ANGLE PROJECTION
---	INCH	☉
TITLE		
INSULATION DISPLACEMENT CONNECTOR ASSEMBLY (2.54)/.100 CENTERS		
MOLEX INCORPORATED		
SHEET NO.		1 OF 8
THIS DRAWING CONTAINS INFORMATION THAT IS PROPRIETARY TO MOLEX INCORPORATED AND SHOULD NOT BE USED WITHOUT WRITTEN PERMISSION		

NO OF CKTS	DIM A	DIM B
2	(2.54) .100	(5.44) .214
3	(5.08) .200	(7.98) .314
4	(7.62) .300	(10.52) .414
5	(10.16) .400	(13.06) .514
6	(12.70) .500	(15.60) .614
7	(15.24) .600	(18.14) .714
8	(17.78) .700	(20.68) .814
9	(20.30) .800	(23.22) .914
10	(22.86) .900	(25.76) 1.014
11	(25.40) 1.000	(28.30) 1.114
12	(27.94) 1.100	(30.84) 1.214
13	(30.48) 1.200	(33.38) 1.314
14	(33.02) 1.300	(35.92) 1.414
15	(35.56) 1.400	(38.46) 1.514
16	(38.10) 1.500	(41.00) 1.614
17	(40.64) 1.600	(43.54) 1.714
18	(43.18) 1.700	(46.08) 1.814
19	(45.72) 1.800	(48.62) 1.914
20	(48.26) 1.900	(51.16) 2.014
21	(50.80) 2.000	(53.70) 2.114
22	(53.34) 2.100	(56.24) 2.214
23	(55.88) 2.200	(58.78) 2.314
24	(58.42) 2.300	(61.32) 2.414
25	(60.96) 2.400	(63.86) 2.514
26	(63.50) 2.500	(66.40) 2.614
27	(66.04) 2.600	(68.94) 2.714
28	(68.58) 2.700	(71.48) 2.814

ENG. NO.	HOUSING NO	TERMINAL NO.	COLOR ID	EDP ON SHT./COL.
A-40555-NHB	40555-N	40554-H(154)	GREEN	3 / 1
A-40555-ANHB	40555-AN	40554-H(154)	GREEN	3 / 2
A-40555-BNHB	40555-BN	40554-H(154)	GREEN	3 / 3
				/
				/
				/
A-40555-NHE	40555-N	40554-H(P909)	GREEN	3 / 7
A-40555-ANHE	40555-AN	40554-H(P909)	GREEN	3 / 8
A-40555-BNHE	40555-BN	40554-H(P909)	GREEN	3 / 9
				/
				/
				/
				/
				/



40921 HUMPBACK TERMINAL



40554, 40627, 41138 AND 7691 TERMINALS

SEE SHEET 1 EC NO: UCP2011-1314 DRAWN/KIPPER 2011/01/04 CHKD:JBELL APPR:FSMITH 2011/03/09	QUALITY SYMBOLS	GENERAL TOLERANCES (UNLESS SPECIFIED)	DIMENSION STYLE	SCALE	DESIGN UNITS	THIRD ANGLE PROJECTION
	▽=0	mm INCH	MM/IN	---	INCH	
	▽=0	4 PLACES ± --- ± ---	DRAWN BY DATE			TITLE
	▽=0	3 PLACES ± --- ± ---	SAMIEC 1991/10/28			INSULATION DISPLACEMENT CONNECTOR ASSEMBLY .100 CENTERS
	2 PLACES ± --- ± ---	CHECKED BY DATE				
	1 PLACE ± --- ± ---	EDGLEY 1991/10/28				
		APPROVED BY DATE				
		LENZ 1991/10/28				
		ANGULAR ±1/2°				
		DRAFT WHERE APPLICABLE MUST REMAIN WITHIN DIMENSIONS				
			SEE CHART			
			MATERIAL NO.			
			SDA-40555-*N*			
			DOCUMENT NO.			
			SHEET NO.			
			2 OF 8			
			THIS DRAWING CONTAINS INFORMATION THAT IS PROPRIETARY TO MOLEX INCORPORATED AND SHOULD NOT BE USED WITHOUT WRITTEN PERMISSION			

13		12		11		10		9		8		7		6		5		4		3		2		1			
A-40555-NHB				A-40555-ANHB				A-40555-BNHB																			
PART NO.		ENG. NO.		PART NO.		ENG. NO.		PART NO.		ENG. NO.		PART NO.		ENG. NO.		PART NO.		ENG. NO.		PART NO.		ENG. NO.		PART NO.		ENG. NO.	
		A-40555-2HB		OBSOLETE	A-40555-A2HB	22-41-8024	A-40555-B2HB																				
		A-40555-3HB			A-40555-A3HB	OBSOLETE	A-40555-B3HB																				
		A-40555-4HB			A-40555-A4HB	OBSOLETE	A-40555-B4HB																				
		A-40555-5HB			A-40555-A5HB	OBSOLETE	A-40555-B5HB																				
		A-40555-6HB			A-40555-A6HB	OBSOLETE	A-40555-B6HB																				
		A-40555-7HB			A-40555-A7HB	22-41-8074	A-40555-B7HB																				
		A-40555-8HB			A-40555-A8HB	22-41-8084	A-40555-B8HB																				
		A-40555-9HB			A-40555-A9HB	22-41-8094	A-40555-B9HB																				
		A-40555-10HB			A-40555-A10HB	OBSOLETE	A-40555-B10HB																				
		A-40555-11HB			A-40555-A11HB	OBSOLETE	A-40555-B11HB																				
		A-40555-12HB			A-40555-A12HB	22-41-8124	A-40555-B12HB																				
		A-40555-13HB			A-40555-A13HB		A-40555-B13HB																				
		A-40555-14HB			A-40555-A14HB		A-40555-B14HB																				
	OBSOLETE	A-40555-15HB			A-40555-A15HB	OBSOLETE	A-40555-B15HB																				
		A-40555-16HB			A-40555-A16HB	22-41-8164	A-40555-B16HB																				
		A-40555-17HB			A-40555-A17HB		A-40555-B17HB																				
		A-40555-18HB			A-40555-A18HB	22-41-8184	A-40555-B18HB																				
		A-40555-19HB			A-40555-A19HB		A-40555-B19HB																				
		A-40555-20HB			A-40555-A20HB		A-40555-B20HB																				
		A-40555-21HB			A-40555-A21HB		A-40555-B21HB																				
		A-40555-22HB			A-40555-A22HB		A-40555-B22HB																				
		A-40555-23HB			A-40555-A23HB		A-40555-B23HB																				
		A-40555-24HB			A-40555-A24HB		A-40555-B24HB																				
		A-40555-25HB			A-40555-A25HB		A-40555-B25HB																				
		A-40555-26HB			A-40555-A26HB		A-40555-B26HB																				
		A-40555-27HB			A-40555-A27HB		A-40555-B27HB																				
		A-40555-28HB			A-40555-A28HB		A-40555-B28HB																				

A-40555-NHE		A-40555-ANHE		A-40555-BNHE			
PART NO.		ENG. NO.		PART NO.		ENG. NO.	
22-41-9022	A-40555-2HE	OBSOLETE	A-40555-A2HE	22-41-9028	A-40555-B2HE		
22-41-9032	A-40555-3HE	22-41-9035	A-40555-A3HE	OBSOLETE	A-40555-B3HE		
22-41-9042	A-40555-4HE	22-41-9045	A-40555-A4HE	OBSOLETE	A-40555-B4HE		
22-41-9052	A-40555-5HE	22-41-9055	A-40555-A5HE	OBSOLETE	A-40555-B5HE		
22-41-9062	A-40555-6HE	22-41-9065	A-40555-A6HE	OBSOLETE	A-40555-B6HE		
22-41-9072	A-40555-7HE	22-41-9075	A-40555-A7HE	22-41-9078	A-40555-B7HE		
22-41-9082	A-40555-8HE	22-41-9085	A-40555-A8HE	22-41-9088	A-40555-B8HE		
22-41-9092	A-40555-9HE	22-41-9095	A-40555-A9HE	22-41-9098	A-40555-B9HE		
22-41-9102	A-40555-10HE	22-41-9105	A-40555-A10HE	OBSOLETE	A-40555-B10HE		
22-41-9112	A-40555-11HE	22-41-9115	A-40555-A11HE	OBSOLETE	A-40555-B11HE		
22-41-9122	A-40555-12HE	22-41-9125	A-40555-A12HE	22-41-9128	A-40555-B12HE		
22-41-9132	A-40555-13HE	22-41-9135	A-40555-A13HE	22-41-9138	A-40555-B13HE		
22-41-9142	A-40555-14HE	22-41-9145	A-40555-A14HE	22-41-9148	A-40555-B14HE		
OBSOLETE	A-40555-15HE	22-41-9155	A-40555-A15HE	OBSOLETE	A-40555-B15HE		
22-41-9162	A-40555-16HE	22-41-9165	A-40555-A16HE	22-41-9168	A-40555-B16HE		
22-41-9172	A-40555-17HE	22-41-9175	A-40555-A17HE	22-41-9178	A-40555-B17HE		
22-41-9182	A-40555-18HE	22-41-9185	A-40555-A18HE	22-41-9188	A-40555-B18HE		
22-41-9192	A-40555-19HE	22-41-9195	A-40555-A19HE	22-41-9198	A-40555-B19HE		
22-41-9202	A-40555-20HE	22-41-9205	A-40555-A20HE	22-41-9208	A-40555-B20HE		
22-41-9212	A-40555-21HE	22-41-9215	A-40555-A21HE	22-41-9218	A-40555-B21HE		
22-41-9222	A-40555-22HE	22-41-9225	A-40555-A22HE	22-41-9228	A-40555-B22HE		
22-41-9232	A-40555-23HE	22-41-9235	A-40555-A23HE	22-41-9238	A-40555-B23HE		
22-41-9242	A-40555-24HE	22-41-9245	A-40555-A24HE	22-41-9248	A-40555-B24HE		
22-41-9252	A-40555-25HE	22-41-9255	A-40555-A25HE	22-41-9258	A-40555-B25HE		
22-41-9262	A-40555-26HE	22-41-9265	A-40555-A26HE	22-41-9268	A-40555-B26HE		
22-41-9272	A-40555-27HE	22-41-9275	A-40555-A27HE	22-41-9278	A-40555-B27HE		
22-41-9282	A-40555-28HE	22-41-9285	A-40555-A28HE	22-41-9288	A-40555-B28HE		

SEE SHEET 1 EC NO: UCP2010-0587 DRAWN:TBRENS 2009/10/23 CHKD:MKJPPER 2009/11/11 APPR:FSMLTH 2009/11/11	QUALITY SYMBOLS ▽=0 ▽=0 ▽=0	GENERAL TOLERANCES (UNLESS SPECIFIED)		DIMENSION STYLE MM/IN		SCALE ---	DESIGN UNITS INCH	THIRD ANGLE PROJECTION		
		4 PLACES ± --- ± --- 3 PLACES ± --- ± --- 2 PLACES ± --- ± --- 1 PLACE ± --- ± ---		DRAWN BY SAMIEC		DATE 1991/10/28	TITLE INSULATION DISPLACEMENT CONNECTOR ASSEMBLY .100 CENTERS			
		ANGULAR ±1/2°		CHECKED BY EDGLEY		DATE 1991/10/28	APPROVED BY LENZ			
		DRAFT WHERE APPLICABLE MUST REMAIN WITHIN DIMENSIONS		MATERIAL NO. SEE CHART		DOCUMENT NO. SDA-40555-*N*	MOLEX INCORPORATED		SHEET NO. 3 OF 8	