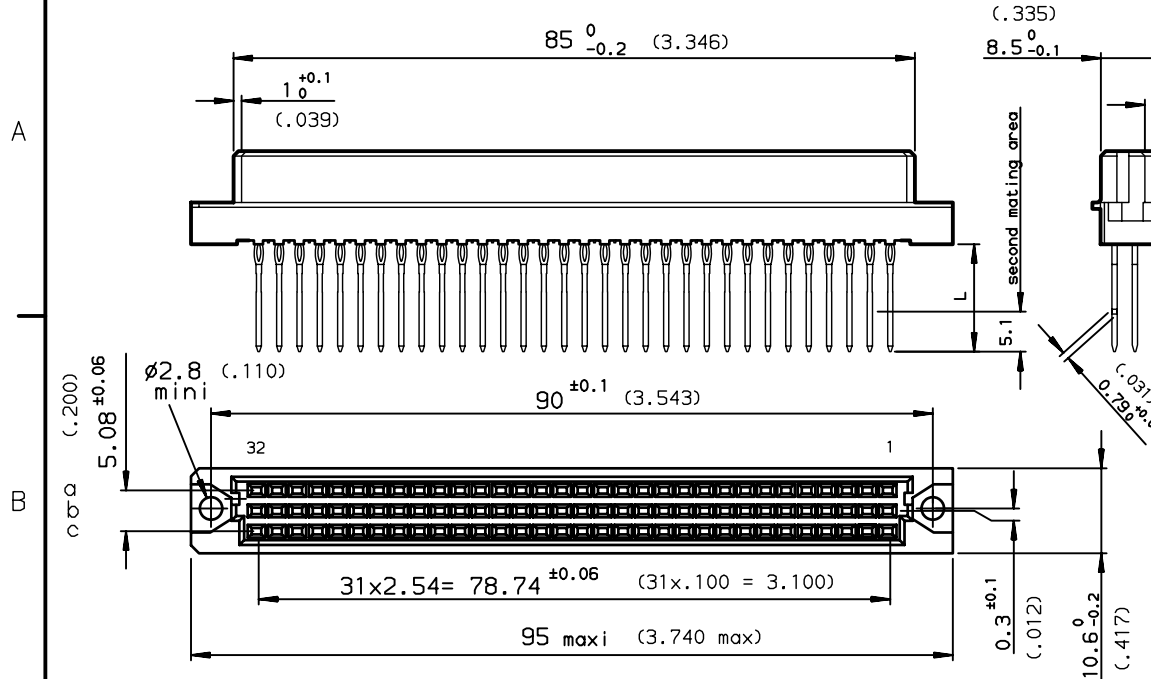
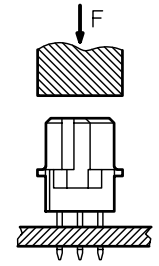


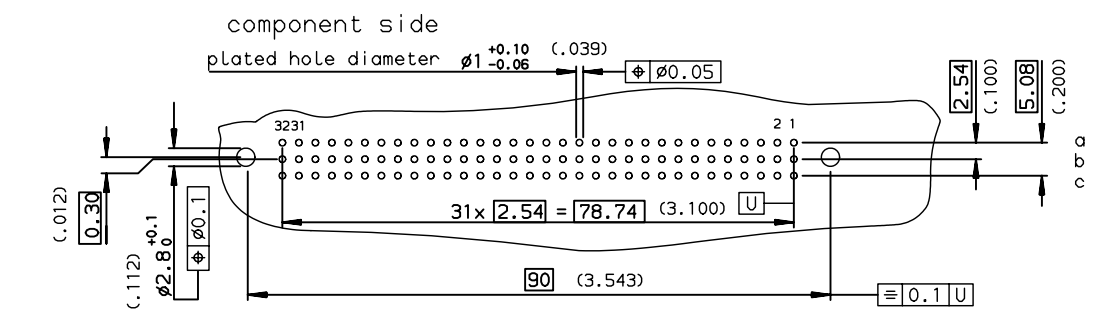
DIMENSIONS mm (inches)



METHOD OF INSERTION
ON THE PCB = FLAT ROCK



PCB DRILLING



PART NUMBER	8609			81		7		5	
PIN OUT									
rows a-b-c								3	96
rows a-c								4	64
NUMBER OF CONTACTS									
TERMINATION									
L = 13.10 ±0.20 (.515)									96
L = 17.10 ±0.20 (.673)									97
PERFORMANCE CLASS									
DIN 41612 class 3									4
DIN 41612 class 2									6
DIN 41612 class 1									0
TERMINATION TYPE									
TIN LEAD									000A
LEAD FREE									ALF

GENERAL CHARACTERISTICS AND ROHS INFORMATIONS:

SEE DRAWING C-8609-0000C

European Views

www.fciconnect.com		surface ISO 1302	<input checked="" type="checkbox"/>	tolerance std ISO 406 ISO 1101	projection mm	mm	
TOLERANCES UNLESS OTHERWISE SPECIFIED							
Dr	ROUILLARD	1993/06/16	ANGULAR	0.X	±0.1	size	Scale
Eng	TARON	1993/06/16	LINEAR	0.XX	±0.1	A3	1.5
Chr	LEGARE	1993/06/16	0.XX' ±2'	0.XXX	±0.1	ECN	LS06-0095
Appr	LEGARE	1993/06/16	Product family	DIN 8609		Spec ref	-
FCI		title STRAIGHT FEMALE - STYLE C			dwg no		Rev.
catalog no		PRESS FIT REAR PLUG UP			C-8609-0366		6
		CUSTOMER			sheet 1 of 1		

rev	ecn no	dr	date
-	-	MAS	1999/08/05
F	LS05-004	JTA	2005/02/28
G	LS06-0095	LGO	2006/06/17
-	-	-	-
-	-	-	-
-	-	-	-



Copyright FCI.