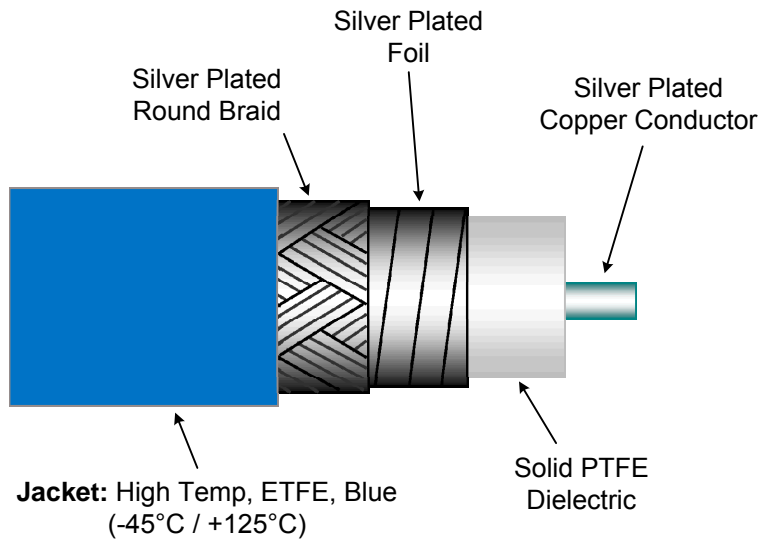


# Crystek SS402 Cable



**Printing:** "Crystek SS402 yyww-xx" (spacing 12")

Packaging: 100' and less in bulk coil  
 Greater than 100' on reel  
 yyww = date code, xx = sequential dash # for each splice (-01, -02, -03, etc.)

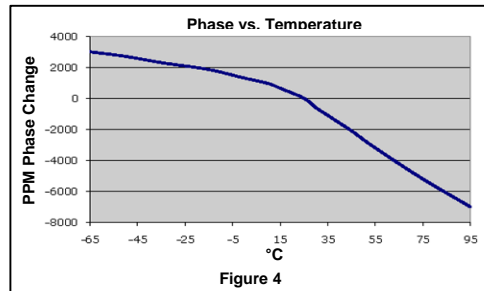
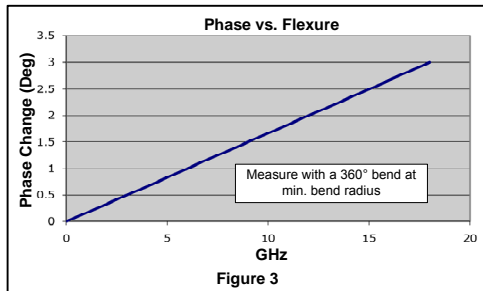
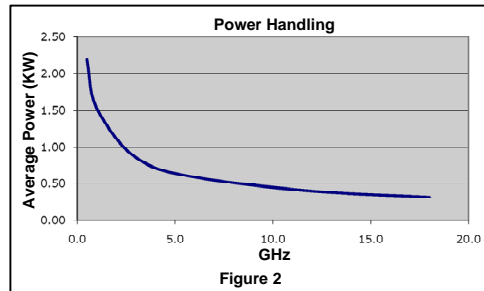
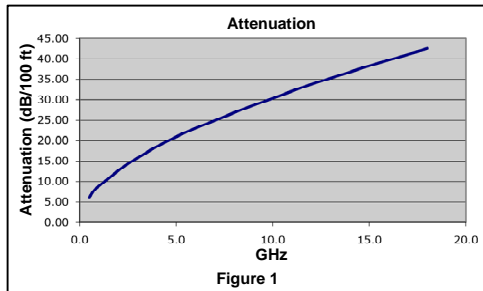
Electrical Properties (Cable Only)	
Impedance (Ω)	50
Velocity of Propagation (%)	70
Min Shielding Effectiveness (dB)	100
Phase vs. Flexure	Figure 3
Phase vs. Temperature	Figure 4
Min Breakdown Voltage (kV)	7
Capacitance (pF/ft)	29
Inductance (nH/ft)	72
Max Operating Freq (GHz)	18.0
Max Structural VSWR	1.25:1

Physical Properties (Cable Only)	
Maximum Temperature (°C)	-65/+125
Recommended Temperature (°C)	-45/+125
High Temp. Jacket Option (in)	0.161
Silver Plated Round Braid O.D. (in)	0.143
Silver Plated Foil O.D. (in)	0.125
Solid PTFE Dielectric O.D. (in)	0.118
Solid Center Conductor (in)	0.036
Inside Min. Bend Radius (in)	0.8
Flexure Life (3× Min. Bend Radius)	>1000
Weight (lbs/ft)	0.028

(This cable series is constructed in accordance with MIL-DTL-17)

Center Conductor: Silver Plated Copper per ASTM B298  
 Dielectric: Type F per ASTM D4894 or D4895, Semisolid PTFE (proprietary)  
 Primary Shield: Silver Plated Copper per ASTM B298  
 Second Shield: Silver Plated Copper per ASTM B298  
 High Temp Jacket: Type X per ASTM D3159, ETFE  
 (Flame Resistance and Smoke = UL94 V-0)  
 Outdoor Jacket: Type XII Polyurethane (optional)  
 (Zero Halogen, Flame Resistance and Smoke = UL94 V-0)

Attenuation (dB/100ft) @ 25°C		
Frequency (GHz)	dB/100 ft	K Watts
0.5	7.94	0.92
1.0	11.59	0.62
3.0	21.65	0.36
6.0	32.79	0.22
12.0	50.73	0.15
18.0	66.23	0.12
K1	10.35	
K2	1.24	



Part Number  
 CC-SS402