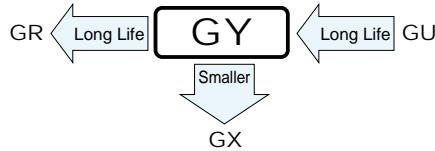


ALUMINUM ELECTROLYTIC CAPACITORS


GY series Snap-in Terminal Type, 105°C Long Life Assurance



- Long life assurance series withstanding 5000 , 7000 hours application of ripple current at 105°C.
- Suited for use in industrial power supplies applications where high reliability and dependable performance are the most important.
- Suited for ballast application.
- Adapted to the RoHS directive (2002/95/EC).



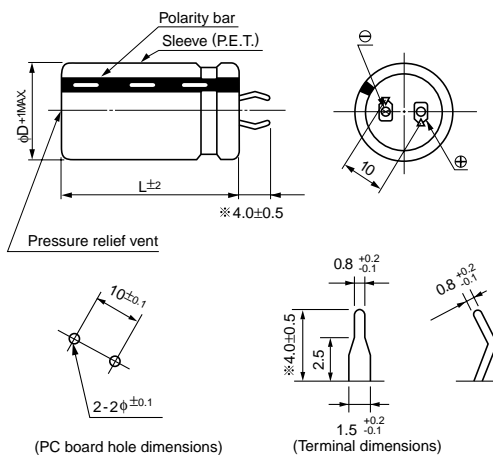
Products of 160V to 450V are scheduled to be discontinued.
Not recommended for new designs



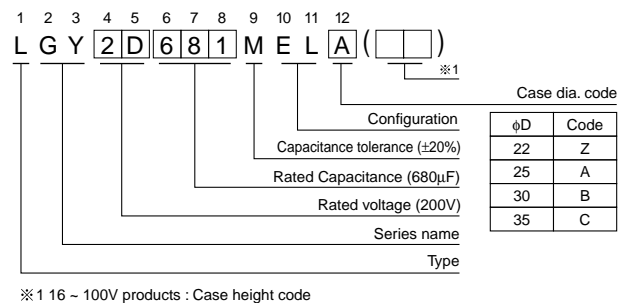
Specifications

Item	Performance Characteristics								
Category Temperature Range	- 40 to +105°C (16 to 250V) , - 25 to +105°C (315 to 450V)								
Rated Voltage Range	16 to 450V								
Rated Capacitance Range	39 to 47000μF								
Capacitance Tolerance	±20% at 120Hz, 20°C								
Leakage Current	$I \leq 3\sqrt{CV}$ (μA) (After 5 minutes' application of rated voltage) [C : Rated Capacitance (μF) V : Voltage (V)]								
Tangent of loss angle (tan δ)	Measurement frequency : 120Hz, Temperature : 20°C								
	Rated voltage(V)	16	25	35	50	63	80, 100	160 to 400	450
	tan δ (MAX.)	0.50	0.40	0.35	0.30	0.25	0.20	0.15	0.20
Stability at Low Temperature	Measurement frequency : 120Hz								
	Rated voltage(V)		16 to 100		160 to 250		315 to 450		
	Impedance ratio	Z-25°C/Z+20°C		4		3		8	
	ZT/Z20 (MAX.)	Z-40°C/Z+20°C		20		12		—	
Endurance	The specifications listed at right shall be met when the capacitors are restored to 20°C after D.C. bias plus rated ripple current is applied for 7000 hours (5000 hours for 16 to 100V) at 105°C, the peak voltage shall not exceed the rated voltage.								
	Capacitance change	Within ±25% of initial value							
	tan δ	250% or less of initial specified value							
Shelf Life	After storing the capacitors under no load at 105°C for 1000 hours, and after performing voltage treatment based on JIS C 5101-4 clause 4.1 at 20°C, they will meet the requirements listed at right.								
	Capacitance change	Within ±15% of initial value							
	tan δ	150% or less of initial specified value							
Leakage current	Less than or equal to the initial specified value								
Marking	Printed with white color letter on black sleeve.								

Drawing



Type numbering system (Example : 200V 680μF)



※ The other terminal is also available upon request.
Please refer page 259 for schematic of dimensions.

Frequency coefficient of rated ripple current

Frequency (Hz)	50	60	120	300	1k	10k	50k or more
Coeff.	16 to 100V	0.88	0.90	1.00	1.07	1.15	1.15
	160 to 250V	0.81	0.85	1.00	1.17	1.32	1.45
	315 to 450V	0.77	0.82	1.00	1.16	1.30	1.41

Minimum order quantity : 50pcs.

● Dimension table in next page.



■Dimensions

16V (1C)					
Cap. (μF)	Size φD × L(mm)	Rated ripple (mA)	tan δ	Leakage Current (mA)	Code
6800	22 × 25	1800	0.50	0.98	LGY1C682MELZ25
8200	22 × 30	2000	0.50	1.08	LGY1C822MELZ30
10000	22 × 30	2200	0.50	1.20	LGY1C103MELZ30
	25 × 25	2200	0.50	1.20	LGY1C103MELA25
12000	22 × 35	2400	0.50	1.31	LGY1C123MELZ35
	25 × 30	2400	0.50	1.31	LGY1C123MELA30
	30 × 25	2400	0.50	1.31	LGY1C123MELB25
15000	22 × 40	2700	0.50	1.46	LGY1C153MELZ40
	25 × 35	2700	0.50	1.46	LGY1C153MELA35
	30 × 30	2700	0.50	1.46	LGY1C153MELB30
18000	22 × 50	3000	0.50	1.60	LGY1C183MELZ50
	25 × 40	3000	0.50	1.60	LGY1C183MELA40
	30 × 30	3000	0.50	1.60	LGY1C183MELB30
22000	25 × 45	3300	0.50	1.77	LGY1C223MELA45
	30 × 35	3300	0.50	1.77	LGY1C223MELB35
	35 × 30	3300	0.50	1.77	LGY1C223MELC30
27000	25 × 50	3600	0.50	1.97	LGY1C273MELA50
	30 × 40	3600	0.50	1.97	LGY1C273MELB40
	35 × 30	3600	0.50	1.97	LGY1C273MELC30
33000	30 × 45	4000	0.50	2.17	LGY1C333MELB45
	35 × 35	4000	0.50	2.17	LGY1C333MELC35
39000	30 × 50	4300	0.50	2.36	LGY1C393MELB50
	35 × 40	4300	0.50	2.36	LGY1C393MELC40
47000	35 × 45	4700	0.50	2.60	LGY1C473MELC45

25V (1E)					
Cap. (μF)	Size φD × L(mm)	Rated ripple (mA)	tan δ	Leakage Current (mA)	Code
4700	22 × 25	1600	0.40	1.02	LGY1E472MELZ25
5600	22 × 30	1800	0.40	1.12	LGY1E562MELZ30
6800	22 × 30	1900	0.40	1.23	LGY1E682MELZ30
	25 × 25	1900	0.40	1.23	LGY1E682MELA25
8200	22 × 35	2100	0.40	1.35	LGY1E822MELZ35
	25 × 30	2100	0.40	1.35	LGY1E822MELA30
	30 × 25	2100	0.40	1.35	LGY1E822MELB25
10000	22 × 40	2300	0.40	1.50	LGY1E103MELZ40
	25 × 35	2300	0.40	1.50	LGY1E103MELA35
	30 × 30	2300	0.40	1.50	LGY1E103MELB30
12000	22 × 45	2600	0.40	1.64	LGY1E123MELZ45
	25 × 40	2600	0.40	1.64	LGY1E123MELA40
	30 × 30	2600	0.40	1.64	LGY1E123MELB30
15000	25 × 45	2900	0.40	1.83	LGY1E153MELA45
	30 × 35	2900	0.40	1.83	LGY1E153MELB35
	35 × 30	2900	0.40	1.83	LGY1E153MELC30
18000	25 × 50	3100	0.40	2.01	LGY1E183MELA50
	30 × 40	3100	0.40	2.01	LGY1E183MELB40
	35 × 35	3100	0.40	2.01	LGY1E183MELC35
22000	30 × 45	3500	0.40	2.22	LGY1E223MELB45
	35 × 35	3500	0.40	2.22	LGY1E223MELC35
27000	35 × 45	3800	0.40	2.46	LGY1E273MELC45
33000	35 × 50	4200	0.40	2.72	LGY1E333MELC50

35V (1V)					
Cap. (μF)	Size φD × L(mm)	Rated ripple (mA)	tan δ	Leakage Current (mA)	Code
3300	22 × 25	1500	0.35	1.01	LGY1V332MELZ25
3900	22 × 30	1600	0.35	1.10	LGY1V392MELZ30
4700	22 × 35	1800	0.35	1.21	LGY1V472MELZ35
	25 × 25	1800	0.35	1.21	LGY1V472MELA25
5600	22 × 35	2000	0.35	1.32	LGY1V562MELZ35
	25 × 30	2000	0.35	1.32	LGY1V562MELA30
	30 × 25	2000	0.35	1.32	LGY1V562MELB25
6800	22 × 40	2200	0.35	1.46	LGY1V682MELZ40
	25 × 35	2200	0.35	1.46	LGY1V682MELA35
	30 × 25	2200	0.35	1.46	LGY1V682MELB25
8200	22 × 50	2400	0.35	1.60	LGY1V822MELZ50
	25 × 40	2400	0.35	1.60	LGY1V822MELA40
	30 × 30	2400	0.35	1.60	LGY1V822MELB30
10000	25 × 45	2600	0.35	1.77	LGY1V103MELA45
	30 × 35	2600	0.35	1.77	LGY1V103MELB35
12000	25 × 50	2900	0.35	1.94	LGY1V123MELA50
	30 × 40	2900	0.35	1.94	LGY1V123MELB40
	35 × 30	2900	0.35	1.94	LGY1V123MELC30
15000	30 × 45	3200	0.35	2.17	LGY1V153MELB45
	35 × 35	3200	0.35	2.17	LGY1V153MELC35
18000	35 × 40	3500	0.35	2.38	LGY1V183MELC40
22000	35 × 50	3900	0.35	2.63	LGY1V223MELC50

50V (1H)					
Cap. (μF)	Size φD × L(mm)	Rated ripple (mA)	tan δ	Leakage Current (mA)	Code
1800	22 × 25	1300	0.30	0.90	LGY1H182MELZ25
2200	22 × 25	1400	0.30	0.99	LGY1H222MELZ25
2700	22 × 30	1600	0.30	1.10	LGY1H272MELZ30
	25 × 25	1600	0.30	1.10	LGY1H272MELA25
3300	22 × 35	1800	0.30	1.21	LGY1H332MELZ35
	25 × 30	1800	0.30	1.21	LGY1H332MELA30
3900	22 × 40	1900	0.30	1.32	LGY1H392MELZ40
	25 × 30	1900	0.30	1.32	LGY1H392MELA30
	30 × 25	1900	0.30	1.32	LGY1H392MELB25
4700	22 × 45	2100	0.30	1.45	LGY1H472MELZ45
	25 × 35	2100	0.30	1.45	LGY1H472MELA35
	30 × 30	2100	0.30	1.45	LGY1H472MELB30
5600	22 × 50	2300	0.30	1.58	LGY1H562MELZ50
	25 × 40	2300	0.30	1.58	LGY1H562MELA40
	30 × 30	2300	0.30	1.58	LGY1H562MELB30
6800	25 × 45	2500	0.30	1.74	LGY1H682MELA45
	30 × 35	2500	0.30	1.74	LGY1H682MELB35
	35 × 30	2500	0.30	1.74	LGY1H682MELC30
8200	30 × 40	2800	0.30	1.92	LGY1H822MELB40
	35 × 35	2800	0.30	1.92	LGY1H822MELC35
10000	30 × 50	3100	0.30	2.12	LGY1H103MELB50
	35 × 40	3100	0.30	2.12	LGY1H103MELC40
12000	35 × 45	3400	0.30	2.32	LGY1H123MELC45
15000	35 × 50	3800	0.30	2.59	LGY1H153MELC50

Rated Ripple (mA_{rms}) at 105°C 120Hz



■Dimensions

63V (1J)					
Cap. (μF)	Size φD × L(mm)	Rated ripple (mA)	tan δ	Leakage Current (mA)	Code
1200	22 × 25	1300	0.25	0.82	LGY1J122MELZ25
1500	22 × 30	1500	0.25	0.92	LGY1J152MELZ30
	25 × 25	1500	0.25	0.92	LGY1J152MELA25
1800	22 × 30	1600	0.25	1.01	LGY1J182MELZ30
	25 × 25	1600	0.25	1.01	LGY1J182MELA25
2200	22 × 35	1800	0.25	1.11	LGY1J222MELZ35
	25 × 30	1800	0.25	1.11	LGY1J222MELA30
2700	22 × 40	2000	0.25	1.23	LGY1J272MELZ40
	25 × 35	2000	0.25	1.23	LGY1J272MELA35
	30 × 25	2000	0.25	1.23	LGY1J272MELB25
3300	22 × 45	2200	0.25	1.36	LGY1J332MELZ45
	25 × 35	2200	0.25	1.36	LGY1J332MELA35
	30 × 30	2200	0.25	1.36	LGY1J332MELB30
3900	25 × 40	2400	0.25	1.48	LGY1J392MELA40
	30 × 35	2400	0.25	1.48	LGY1J392MELB35
4700	25 × 50	2600	0.25	1.63	LGY1J472MELA50
	30 × 40	2600	0.25	1.63	LGY1J472MELB40
	35 × 30	2600	0.25	1.63	LGY1J472MELC30
5600	30 × 45	2800	0.25	1.78	LGY1J562MELB45
	35 × 35	2800	0.25	1.78	LGY1J562MELC35
6800	30 × 50	3100	0.25	1.96	LGY1J682MELB50
	35 × 40	3100	0.25	1.96	LGY1J682MELC40
8200	35 × 45	3400	0.25	2.15	LGY1J822MELC45
10000	35 × 50	3800	0.25	2.38	LGY1J103MELC50

80V (1K)					
Cap. (μF)	Size φD × L(mm)	Rated ripple (mA)	tan δ	Leakage Current (mA)	Code
820	22 × 25	1200	0.20	0.76	LGY1K821MELZ25
1000	22 × 25	1300	0.20	0.84	LGY1K102MELZ25
1200	22 × 30	1500	0.20	0.92	LGY1K122MELZ30
	25 × 25	1500	0.20	0.92	LGY1K122MELA25
1500	22 × 35	1600	0.20	1.03	LGY1K152MELZ35
	25 × 25	1600	0.20	1.03	LGY1K152MELA25
1800	22 × 35	1800	0.20	1.13	LGY1K182MELZ35
	25 × 30	1800	0.20	1.13	LGY1K182MELA30
	30 × 25	1800	0.20	1.13	LGY1K182MELB25
2200	22 × 45	2000	0.20	1.25	LGY1K222MELZ45
	25 × 35	2000	0.20	1.25	LGY1K222MELA35
	30 × 25	2000	0.20	1.25	LGY1K222MELB25
2700	25 × 40	2200	0.20	1.39	LGY1K272MELA40
	30 × 30	2200	0.20	1.39	LGY1K272MELB30
3300	25 × 45	2400	0.20	1.54	LGY1K332MELA45
	30 × 35	2400	0.20	1.54	LGY1K332MELB35
	35 × 30	2400	0.20	1.54	LGY1K332MELC30
3900	30 × 40	2600	0.20	1.67	LGY1K392MELB40
	35 × 30	2600	0.20	1.67	LGY1K392MELC30
4700	30 × 45	2900	0.20	1.83	LGY1K472MELB45
	35 × 35	2900	0.20	1.83	LGY1K472MELC35
5600	35 × 40	3100	0.20	2.00	LGY1K562MELC40
6800	35 × 45	3500	0.20	2.21	LGY1K682MELC45

100V (2A)					
Cap. (μF)	Size φD × L(mm)	Rated ripple (mA)	tan δ	Leakage Current (mA)	Code
560	22 × 25	1100	0.20	0.70	LGY2A561MELZ25
680	22 × 30	1200	0.20	0.78	LGY2A681MELZ30
820	22 × 30	1300	0.20	0.85	LGY2A821MELZ30
	25 × 25	1300	0.20	0.85	LGY2A821MELA25
1000	22 × 35	1500	0.20	0.94	LGY2A102MELZ35
	25 × 30	1500	0.20	0.94	LGY2A102MELA30
1200	22 × 40	1600	0.20	1.03	LGY2A122MELZ40
	25 × 35	1600	0.20	1.03	LGY2A122MELA35
	30 × 25	1600	0.20	1.03	LGY2A122MELB25
1500	22 × 45	1800	0.20	1.16	LGY2A152MELZ45
	25 × 40	1800	0.20	1.16	LGY2A152MELA40
	30 × 30	1800	0.20	1.16	LGY2A152MELB30
1800	25 × 45	2000	0.20	1.27	LGY2A182MELA45
	30 × 35	2000	0.20	1.27	LGY2A182MELB35
2200	25 × 50	2200	0.20	1.40	LGY2A222MELA50
	30 × 40	2200	0.20	1.40	LGY2A222MELB40
	35 × 30	2200	0.20	1.40	LGY2A222MELC30
2700	30 × 45	2400	0.20	1.55	LGY2A272MELB45
	35 × 35	2400	0.20	1.55	LGY2A272MELC35
3300	30 × 50	2700	0.20	1.72	LGY2A332MELB50
	35 × 40	2700	0.20	1.72	LGY2A332MELC40
3900	35 × 45	2900	0.20	1.87	LGY2A392MELC45
4700	35 × 50	3200	0.20	2.05	LGY2A472MELC50

Rated Ripple (mA_{Arms}) at 105°C 120Hz

■Dimensions

160V (2C)					
Cap. (μF)	Size φD × L(mm)	Rated ripple (mA)	tan δ	Leakage Current (mA)	Code
270	22 × 25	1100	0.15	0.62	LGY2C271MELZ
330	22 × 30	1200	0.15	0.68	LGY2C331MELZ
390	22 × 30	1300	0.15	0.74	LGY2C391MELZ
	25 × 25	1300	0.15	0.74	LGY2C391MELA
470	22 × 35	1400	0.15	0.82	LGY2C471MELZ
	25 × 30	1400	0.15	0.82	LGY2C471MELA
560	22 × 40	1500	0.15	0.89	LGY2C561MELZ
	25 × 30	1500	0.15	0.89	LGY2C561MELA
	30 × 25	1500	0.15	0.89	LGY2C561MELB
680	22 × 45	1700	0.15	0.98	LGY2C681MELZ
	25 × 35	1700	0.15	0.98	LGY2C681MELA
	30 × 30	1700	0.15	0.98	LGY2C681MELB
820	25 × 40	2000	0.15	1.08	LGY2C821MELA
	30 × 30	2000	0.15	1.08	LGY2C821MELB
1000	25 × 45	2200	0.15	1.20	LGY2C102MELA
	30 × 35	2200	0.15	1.20	LGY2C102MELB
1200	25 × 50	2300	0.15	1.31	LGY2C122MELA
	30 × 40	2300	0.15	1.31	LGY2C122MELB
	35 × 35	2300	0.15	1.31	LGY2C122MELC
1500	30 × 45	2500	0.15	1.46	LGY2C152MELB
	35 × 35	2500	0.15	1.46	LGY2C152MELC
1800	30 × 50	2700	0.15	1.60	LGY2C182MELB
	35 × 40	2700	0.15	1.60	LGY2C182MELC
2200	35 × 50	2900	0.15	1.77	LGY2C222MELC

180V (2Z)					
Cap. (μF)	Size φD × L(mm)	Rated ripple (mA)	tan δ	Leakage Current (mA)	Code
220	22 × 25	1000	0.15	0.59	LGY2Z221MELZ
270	22 × 25	1100	0.15	0.66	LGY2Z271MELZ
330	22 × 30	1200	0.15	0.73	LGY2Z331MELZ
	25 × 25	1200	0.15	0.73	LGY2Z331MELA
390	22 × 30	1300	0.15	0.79	LGY2Z391MELZ
	25 × 25	1300	0.15	0.79	LGY2Z391MELA
470	22 × 35	1400	0.15	0.87	LGY2Z471MELZ
	25 × 30	1400	0.15	0.87	LGY2Z471MELA
	30 × 25	1400	0.15	0.87	LGY2Z471MELB
560	22 × 40	1500	0.15	0.95	LGY2Z561MELZ
	25 × 35	1500	0.15	0.95	LGY2Z561MELA
	30 × 25	1500	0.15	0.95	LGY2Z561MELB
680	22 × 50	1700	0.15	1.04	LGY2Z681MELZ
	25 × 40	1700	0.15	1.04	LGY2Z681MELA
	30 × 30	1700	0.15	1.04	LGY2Z681MELB
820	25 × 45	2000	0.15	1.15	LGY2Z821MELA
	30 × 35	2000	0.15	1.15	LGY2Z821MELB
	35 × 30	2000	0.15	1.15	LGY2Z821MELC
1000	30 × 40	2200	0.15	1.27	LGY2Z102MELB
	35 × 30	2200	0.15	1.27	LGY2Z102MELC
1200	30 × 45	2300	0.15	1.39	LGY2Z122MELB
	35 × 35	2300	0.15	1.39	LGY2Z122MELC
1500	30 × 50	2500	0.15	1.55	LGY2Z152MELB
	35 × 40	2500	0.15	1.55	LGY2Z152MELC
1800	35 × 45	2700	0.15	1.70	LGY2Z182MELC
2200	35 × 50	2900	0.15	1.88	LGY2Z222MELC

200V (2D)					
Cap. (μF)	Size φD × L(mm)	Rated ripple (mA)	tan δ	Leakage Current (mA)	Code
220	22 × 25	1000	0.15	0.62	LGY2D221MELZ
270	22 × 30	1100	0.15	0.69	LGY2D271MELZ
	25 × 25	1100	0.15	0.69	LGY2D271MELA
330	22 × 30	1200	0.15	0.77	LGY2D331MELZ
	25 × 25	1200	0.15	0.77	LGY2D331MELA
390	22 × 35	1300	0.15	0.83	LGY2D391MELZ
	25 × 30	1300	0.15	0.83	LGY2D391MELA
	30 × 25	1300	0.15	0.83	LGY2D391MELB
470	22 × 40	1400	0.15	0.91	LGY2D471MELZ
	25 × 35	1400	0.15	0.91	LGY2D471MELA
	30 × 30	1400	0.15	0.91	LGY2D471MELB
560	22 × 45	1500	0.15	1.00	LGY2D561MELZ
	25 × 35	1500	0.15	1.00	LGY2D561MELA
	30 × 30	1500	0.15	1.00	LGY2D561MELB
680	25 × 40	1700	0.15	1.10	LGY2D681MELA
	30 × 35	1700	0.15	1.10	LGY2D681MELB
820	25 × 50	2000	0.15	1.21	LGY2D821MELA
	30 × 40	2000	0.15	1.21	LGY2D821MELB
	35 × 30	2000	0.15	1.21	LGY2D821MELC
1000	30 × 45	2200	0.15	1.34	LGY2D102MELB
	35 × 35	2200	0.15	1.34	LGY2D102MELC
1200	30 × 50	2300	0.15	1.46	LGY2D122MELB
	35 × 40	2300	0.15	1.46	LGY2D122MELC
1500	35 × 50	2500	0.15	1.64	LGY2D152MELC

250V (2E)					
Cap. (μF)	Size φD × L(mm)	Rated ripple (mA)	tan δ	Leakage Current (mA)	Code
180	22 × 30	900	0.15	0.63	LGY2E181MELZ
	25 × 25	900	0.15	0.63	LGY2E181MELA
220	22 × 30	1000	0.15	0.70	LGY2E221MELZ
	25 × 25	1000	0.15	0.70	LGY2E221MELA
270	22 × 35	1100	0.15	0.77	LGY2E271MELZ
	25 × 30	1100	0.15	0.77	LGY2E271MELA
	30 × 25	1100	0.15	0.77	LGY2E271MELB
330	22 × 40	1200	0.15	0.86	LGY2E331MELZ
	25 × 35	1200	0.15	0.86	LGY2E331MELA
	30 × 25	1200	0.15	0.86	LGY2E331MELB
390	22 × 45	1300	0.15	0.93	LGY2E391MELZ
	25 × 35	1300	0.15	0.93	LGY2E391MELA
	30 × 30	1300	0.15	0.93	LGY2E391MELB
470	25 × 45	1400	0.15	1.02	LGY2E471MELA
	30 × 35	1400	0.15	1.02	LGY2E471MELB
	35 × 30	1400	0.15	1.02	LGY2E471MELC
560	25 × 50	1500	0.15	1.12	LGY2E561MELA
	30 × 35	1500	0.15	1.12	LGY2E561MELB
	35 × 30	1500	0.15	1.12	LGY2E561MELC
680	30 × 45	1700	0.15	1.23	LGY2E681MELB
	35 × 35	1700	0.15	1.23	LGY2E681MELC
820	30 × 50	2000	0.15	1.35	LGY2E821MELB
	35 × 40	2000	0.15	1.35	LGY2E821MELC
1000	35 × 45	2200	0.15	1.50	LGY2E102MELC
1200	35 × 50	2300	0.15	1.64	LGY2E122MELC

Rated Ripple (mA_{rms}) at 105°C 120Hz



■Dimensions

315V (2F)					
Cap. (μF)	Size φD × L(mm)	Rated ripple (mA)	tan δ	Leakage Current (mA)	Code
82	22 × 25	640	0.15	0.48	LGY2F820MELZ
100	22 × 30	690	0.15	0.53	LGY2F101MELZ
120	22 × 30	750	0.15	0.58	LGY2F121MELZ
	25 × 25	750	0.15	0.58	LGY2F121MELA
150	22 × 35	820	0.15	0.65	LGY2F151MELZ
	25 × 30	820	0.15	0.65	LGY2F151MELA
	30 × 25	820	0.15	0.65	LGY2F151MELB
180	22 × 40	900	0.15	0.71	LGY2F181MELZ
	25 × 35	900	0.15	0.71	LGY2F181MELA
	30 × 25	900	0.15	0.71	LGY2F181MELB
220	22 × 45	1000	0.15	0.78	LGY2F221MELZ
	25 × 40	1000	0.15	0.78	LGY2F221MELA
	30 × 30	1000	0.15	0.78	LGY2F221MELB
270	25 × 45	1100	0.15	0.87	LGY2F271MELA
	30 × 35	1100	0.15	0.87	LGY2F271MELB
	35 × 30	1100	0.15	0.87	LGY2F271MELC
330	25 × 50	1200	0.15	0.96	LGY2F331MELA
	30 × 40	1200	0.15	0.96	LGY2F331MELB
	35 × 30	1200	0.15	0.96	LGY2F331MELC
390	30 × 45	1300	0.15	1.05	LGY2F391MELB
	35 × 35	1300	0.15	1.05	LGY2F391MELC
470	30 × 50	1400	0.15	1.15	LGY2F471MELB
	35 × 40	1400	0.15	1.15	LGY2F471MELC
560	35 × 45	1500	0.15	1.26	LGY2F561MELC
680	35 × 50	1700	0.15	1.38	LGY2F681MELC

350V (2V)					
Cap. (μF)	Size φD × L(mm)	Rated ripple (mA)	tan δ	Leakage Current (mA)	Code
82	22 × 25	640	0.15	0.50	LGY2V820MELZ
100	22 × 30	690	0.15	0.56	LGY2V101MELZ
	25 × 25	690	0.15	0.56	LGY2V101MELA
120	22 × 35	750	0.15	0.61	LGY2V121MELZ
	25 × 30	750	0.15	0.61	LGY2V121MELA
150	22 × 40	820	0.15	0.68	LGY2V151MELZ
	25 × 30	820	0.15	0.68	LGY2V151MELA
	30 × 25	820	0.15	0.68	LGY2V151MELB
180	22 × 45	900	0.15	0.75	LGY2V181MELZ
	25 × 35	900	0.15	0.75	LGY2V181MELA
	30 × 30	900	0.15	0.75	LGY2V181MELB
220	22 × 50	1000	0.15	0.83	LGY2V221MELZ
	25 × 40	1000	0.15	0.83	LGY2V221MELA
	30 × 30	1000	0.15	0.83	LGY2V221MELB
270	25 × 50	1100	0.15	0.92	LGY2V271MELA
	30 × 35	1100	0.15	0.92	LGY2V271MELB
	35 × 30	1100	0.15	0.92	LGY2V271MELC
330	30 × 45	1200	0.15	1.01	LGY2V331MELB
	35 × 35	1200	0.15	1.01	LGY2V331MELC
390	30 × 50	1300	0.15	1.10	LGY2V391MELB
	35 × 40	1300	0.15	1.10	LGY2V391MELC
470	35 × 40	1400	0.15	1.21	LGY2V471MELC
560	35 × 50	1500	0.15	1.32	LGY2V561MELC

400V (2G)					
Cap. (μF)	Size φD × L(mm)	Rated ripple (mA)	tan δ	Leakage Current (mA)	Code
56	22 × 25	510	0.15	0.44	LGY2G560MELZ
68	22 × 30	560	0.15	0.49	LGY2G680MELZ
	25 × 25	560	0.15	0.49	LGY2G680MELA
82	22 × 35	640	0.15	0.54	LGY2G820MELZ
	25 × 25	640	0.15	0.54	LGY2G820MELA
100	22 × 35	690	0.15	0.60	LGY2G101MELZ
	25 × 30	690	0.15	0.60	LGY2G101MELA
120	22 × 40	750	0.15	0.65	LGY2G121MELZ
	25 × 35	750	0.15	0.65	LGY2G121MELA
	30 × 25	750	0.15	0.65	LGY2G121MELB
150	22 × 50	820	0.15	0.73	LGY2G151MELZ
	25 × 40	820	0.15	0.73	LGY2G151MELA
	30 × 30	820	0.15	0.73	LGY2G151MELB
180	25 × 45	900	0.15	0.80	LGY2G181MELA
	30 × 35	900	0.15	0.80	LGY2G181MELB
	35 × 25	900	0.15	0.80	LGY2G181MELC
220	25 × 50	1000	0.15	0.88	LGY2G221MELA
	30 × 40	1000	0.15	0.88	LGY2G221MELB
	35 × 30	1000	0.15	0.88	LGY2G221MELC
270	30 × 45	1100	0.15	0.98	LGY2G271MELB
	35 × 35	1100	0.15	0.98	LGY2G271MELC
330	30 × 50	1200	0.15	1.08	LGY2G331MELB
	35 × 40	1200	0.15	1.08	LGY2G331MELC
390	35 × 45	1300	0.15	1.18	LGY2G391MELC
470	35 × 50	1400	0.15	1.30	LGY2G471MELC

450V (2W)					
Cap. (μF)	Size φD × L(mm)	Rated ripple (mA)	tan δ	Leakage Current (mA)	Code
39	22 × 25	370	0.20	0.39	LGY2W390MELZ
47	22 × 30	400	0.20	0.43	LGY2W470MELZ
56	22 × 35	470	0.20	0.47	LGY2W560MELZ
	25 × 25	470	0.20	0.47	LGY2W560MELA
68	22 × 40	530	0.20	0.52	LGY2W680MELZ
	25 × 30	530	0.20	0.52	LGY2W680MELA
82	22 × 45	560	0.20	0.57	LGY2W820MELZ
	25 × 35	560	0.20	0.57	LGY2W820MELA
	30 × 25	560	0.20	0.57	LGY2W820MELB
100	22 × 50	640	0.20	0.63	LGY2W101MELZ
	25 × 40	640	0.20	0.63	LGY2W101MELA
	30 × 30	640	0.20	0.63	LGY2W101MELB
120	25 × 45	720	0.20	0.69	LGY2W121MELA
	30 × 30	720	0.20	0.69	LGY2W121MELB
150	25 × 50	790	0.20	0.77	LGY2W151MELA
	30 × 40	790	0.20	0.77	LGY2W151MELB
	35 × 30	790	0.20	0.77	LGY2W151MELC
180	30 × 45	870	0.20	0.85	LGY2W181MELB
	35 × 35	870	0.20	0.85	LGY2W181MELC
220	30 × 50	1000	0.20	0.94	LGY2W221MELB
	35 × 40	1000	0.20	0.94	LGY2W221MELC
270	35 × 45	1190	0.20	1.04	LGY2W271MELC
330	35 × 50	1380	0.20	1.15	LGY2W331MELC

Rated Ripple (mArms) at 105°C 120Hz