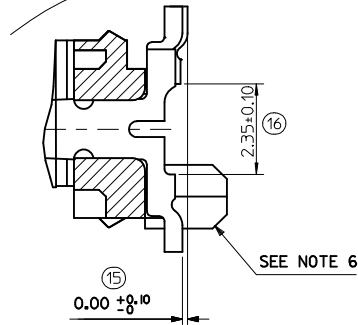


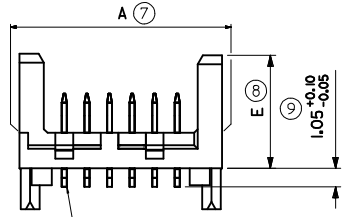
SECTION Y-Y



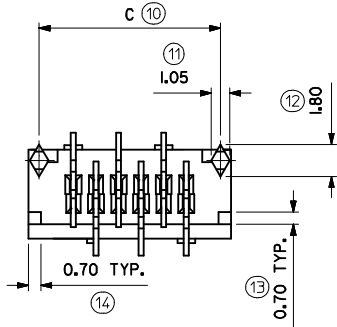
SEE NOTE 6

SEE NOTE 4

(SCALE 10:1)



CIRCUIT No.1



NOTES:

- 1) MATERIAL: HOUSING: NYLON (PA) GLASS FILLED, UL94 V-0, NATURAL (BEIGE)
TERMINAL - CARTRIDGE BRASS 0.28 REF THICK
- 2) PLATING:
TIN: TIN (Sn) 3-5 MICROMETRE OVER 1.27 MICROMETRE MIN NICKEL(Ni).
PALLADIUM NICKEL (PdNi): 0.6 MICROMETRE SELECTIVE PdNi WITH 0.05 MICROMETRE GOLD FLASH
IN CONTACT AREA AND 3-5 MICROMETRE SELECTIVE TIN IN SOLDER TAIL AREA
OVER 1.27 MICROMETRE NICKEL(Ni) UNDERCOAT.
- 3) MATES WITH MOLEX 90327 PART SERIES.
- 4) ALL SMT TAILS TO LIE WITHIN A COPLANARITY BAND OF
0.0 - 0.10 REF. FROM EACH OTHER.
- 5) FOR TAPE AND REEL PACKAGING SEE SDA-90814-9001
FOR TUBE PACKAGING SEE PK-90814-001
- 6) PCB PEGS ARE OPTIONAL.
- 7) PCB LAYOUT SHOWN ON SHEET 2.
- 8) PRODUCT SPECIFICATION: PS-99020-0011
- 9) FOR RECOMMENDED REFLOW PROFILES, REFER TO PS-99020-0011 APPENDIX B

INSPECTION NUMBERS USED ON SHEET 1: 1-50
LAST INSPECTION NUMBER: 16

90814 - **
CIRCUIT SIZE

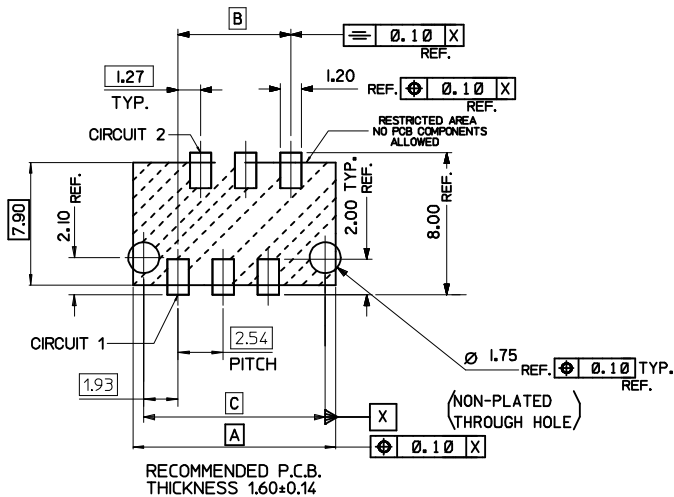
	PCB PEGS	TUBE PACKED	TAPE & REEL PACKED	POLARIZING PEG HEIGHT DIMN. E	
0	YES	YES	NO	6.40	STANDARD
2	YES	NO	YES	6.40	PROFILE
3	NO	YES	NO	6.40	REFLOW
5	NO	NO	YES	6.40	NOTE 9
6	NO	YES	NO	4.10	LOW
7	NO	NO	YES	4.10	PROFILE
8	YES	YES	NO	4.10	REFLOW
9	YES	NO	YES	4.10	NOTE 9

0= 3-5 MICROMETRE TIN VERSION

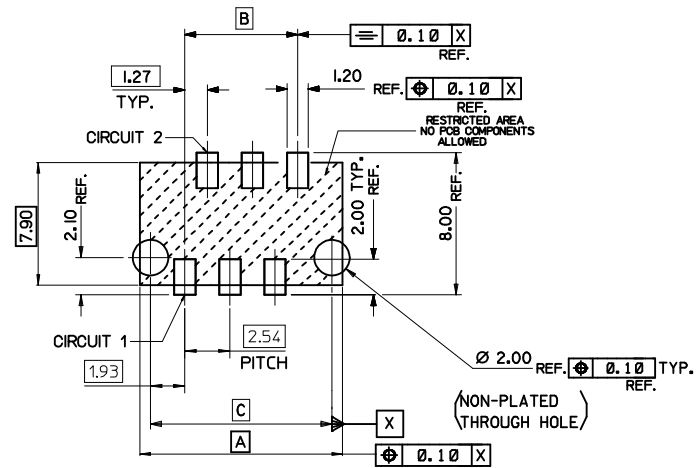
3= 0.6 MICROMETRE PALLADIUM NICKEL VERSION

90814-**-26	26	36.80	31.75	35.60	14	YES
90814-**-24	24	34.26	29.21	33.06	15	YES
90814-**-22	22	31.72	26.67	30.52	16	YES
90814-**-20	20	29.18	24.13	27.98	18	YES
90814-**-18	18	26.64	21.59	25.44	20	YES
90814-**-16	16	24.10	19.05	22.90	22	YES
90814-**-14	14	21.56	16.51	20.36	25	YES
90814-**-12	12	19.02	13.97	17.82	28	YES
90814-**-10	10	16.48	11.43	15.28	32	YES
90814-**-08	8	13.94	8.89	12.74	38	YES
90814-**-06	6	11.40	6.35	10.20	46	YES
90814-**-04	4	8.86	3.81	7.66	60	YES
PART NO.	NUMBER OF CKTS	DIMN. A	DIMN. B	DIMN. C	QUANTITY OF PARTS PER TUBE (-0**/-*3**/-*6** & -*8** VERSIONS)	TOOLED

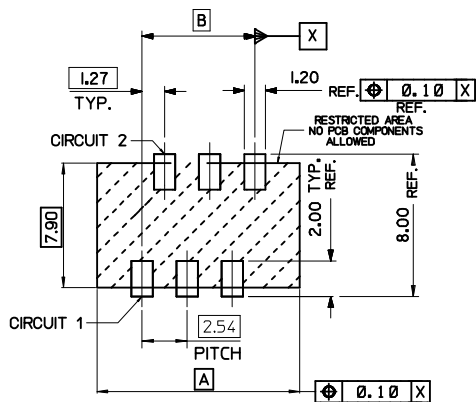
ADDED REFLOW NOTES EC NO: IFC2015-1233 DRAWN: BYRNES 2015/01/08 CHKD: APPR: SGR/FFIN 2015/01/14 Z	QUALITY SYMBOLS ▽=0 ▽=0	GENERAL TOLERANCES (UNLESS SPECIFIED)		DIMENSION STYLE MM ONLY		SCALE 5:1	DESIGN UNITS METRIC	THIRD ANGLE PROJECTION		
		4 PLACES ± --- ± --- 3 PLACES ± --- ± --- 2 PLACES ± 0.10 ± --- 1 PLACE ± --- ± ---	mm INCH DRAWN BY DMCNAMAR DATE 2001/08/16 CHECKED BY PCURTIN DATE 2001/08/16 APPROVED BY EFOLAN DATE 2010/11/04	TITLE PICOFLEX SMT HEADER						
		ANGULAR ±1/2°	MATERIAL NO. SEE CHART		DOCUMENT NO. SDA-90814					
		DRAFT WHERE APPLICABLE MUST REMAIN WITHIN DIMENSIONS	SIZE A 2		THIS DRAWING CONTAINS INFORMATION THAT IS PROPRIETARY TO MOLEX INCORPORATED AND SHOULD NOT BE USED WITHOUT WRITTEN PERMISSION					



RECOMMENDED P.C.B. THICKNESS 1.60±0.14
PCB LAYOUT FOR TRANSITION FIT WITH PCB PEGS
 HEADER VERSIONS 90814-0**/-2**/-8**/-9**,
 VIEWED FROM COMPONENT SIDE



RECOMMENDED P.C.B. THICKNESS 1.60±0.14
PCB LAYOUT FOR CLEARANCE FIT WITH PCB PEGS
 HEADER VERSIONS 90814-0**/-2**/-8**/-9**,
 VIEWED FROM COMPONENT SIDE



PCB LAYOUT FOR HEADERS WITHOUT PCB PEGS
 HEADER VERSIONS 90814-3**/-5**/-6**/-7**,
 VIEWED FROM COMPONENT SIDE

90814-0026	26	36.80	31.75	35.60
90814-0024	24	34.26	29.21	33.06
90814-0022	22	31.72	26.67	30.52
90814-0020	20	29.18	24.13	27.98
90814-0018	18	26.64	21.59	25.44
90814-0016	16	24.10	19.05	22.90
90814-0014	14	21.56	16.51	20.36
90814-0012	12	19.02	13.97	17.82
90814-0010	10	16.48	11.43	15.28
90814-0008	8	13.94	8.89	12.74
90814-0006	6	11.40	6.35	10.20
90814-0004	4	8.86	3.81	7.66
PART NO.	NUMBER OF CKTS	DIMN. A	DIMN. B	DIMN. C

CORRECTED P.C.B. DIMS EC NO: IFC2013-0901 DRAWN:BBYRNES 2012/12/13 CHKD:DMAHER 2013/01/22 APPR:STGRIFLIN 2013/01/23	QUALITY SYMBOLS ▽=0 ▽=0	GENERAL TOLERANCES (UNLESS SPECIFIED)	DIMENSION STYLE MM ONLY	SCALE 5:1	DESIGN UNITS METRIC	THIRD ANGLE PROJECTION
	DESCRIPTION	4 PLACES ± --- ± --- 3 PLACES ± --- ± --- 2 PLACES ± 0.10 ± --- 1 PLACE ± 0.2 ± --- ANGULAR ± 1/2°	DRAWN BY DMCNAMAR CHECKED BY BMAGUIRE APPROVED BY EFOLAN	DATE 2001/08/23 DATE 2001/08/23 DATE 2010/11/04	TITLE PICOFLEX SMT HEADER	MATERIAL NO. SEE CHART
	DRAFT WHERE APPLICABLE MUST REMAIN WITHIN DIMENSIONS		THIS DRAWING CONTAINS INFORMATION THAT IS PROPRIETARY TO MOLEX INCORPORATED AND SHOULD NOT BE USED WITHOUT WRITTEN PERMISSION		MOLEX INCORPORATED DOCUMENT NO. SDA-90814	
			SIZE A2	SHEET NO. 2 OF 2		