

## Base strip - IC 2,5 HC/ 3-G-5,08 - 1943315

Please be informed that the data shown in this PDF Document is generated from our Online Catalog. Please find the complete data in the user's documentation. Our General Terms of Use for Downloads are valid (<http://phoenixcontact.com/download>)

Header, Nominal current: 16 A, Rated voltage (III/2): 320 V, Number of positions: 3, Pitch: 5.08 mm, Color: green, Contact surface: Tin, Mounting: Wave soldering, COMBICON connectors may only be activated under no load conditions. If for operating reasons small loads must be switched, experimental values are available upon request.



The figure shows a 10-position version of the product

### Product Features

- Inverted 16 A (HC) headers with socket contact for shock-proof applications or PCB/PCB connections
- Double steel spring as extra safety against contact corrosion
- Vibration-resistant connection by means of threaded flange (-GF)



### Key Commercial Data

Packing unit	1 pc
Minimum order quantity	50 pc
Weight per Piece (excluding packing)	4.4 g
Custom tariff number	85366990
Country of origin	Germany

### Technical data

#### Dimensions

Length	19 mm
Pitch	5.08 mm
Dimension a	10.16 mm
Constructional height	11 mm
Length of the solder pin	3.5 mm

#### General

Range of articles	IC 2,5 HC/..-G
-------------------	----------------

## Base strip - IC 2,5 HC/ 3-G-5,08 - 1943315

### Technical data

#### General

Insulating material group	I
Rated surge voltage (III/3)	4 kV
Rated surge voltage (III/2)	4 kV
Rated surge voltage (II/2)	4 kV
Rated voltage (III/3)	320 V
Rated voltage (III/2)	320 V
Rated voltage (II/2)	630 V
Connection in acc. with standard	EN-VDE
Nominal current $I_N$	16 A
Maximum load current	16 A
Insulating material	PA
Flammability rating according to UL 94	V0
Color	green
Number of positions	3

#### Standards and Regulations

Connection in acc. with standard	EN-VDE
	CUL
Flammability rating according to UL 94	V0

### Classifications

#### eCl@ss

eCl@ss 4.0	272607xx
eCl@ss 4.1	27260701
eCl@ss 5.0	27260701
eCl@ss 5.1	27260701
eCl@ss 6.0	27260704
eCl@ss 7.0	27440402
eCl@ss 8.0	27440402
eCl@ss 9.0	27440402

#### ETIM

ETIM 3.0	EC001121
ETIM 4.0	EC002637
ETIM 5.0	EC002637

# Base strip - IC 2,5 HC/ 3-G-5,08 - 1943315

## Classifications

### UNSPSC

UNSPSC 6.01	30211810
UNSPSC 7.0901	39121409
UNSPSC 11	39121409
UNSPSC 12.01	39121409
UNSPSC 13.2	39121409

## Approvals

### Approvals


#### Approvals


UL Recognized / VDE Gutachten mit Fertigungsüberwachung / cUL Recognized / IECCEB Scheme / EAC / EAC / cULus Recognized

#### Ex Approvals

#### Approvals submitted

## Approval details

UL Recognized 		
	B	D
Nominal current I <sub>N</sub>	16 A	10 A
Nominal voltage U <sub>N</sub>	250 V	300 V

VDE Gutachten mit Fertigungsüberwachung 	
Nominal current I <sub>N</sub>	16 A
Nominal voltage U <sub>N</sub>	250 V

# Base strip - IC 2,5 HC/ 3-G-5,08 - 1943315

## Approvals

cUL Recognized

	B	D
Nominal current $I_N$	16 A	10 A
Nominal voltage $U_N$	250 V	300 V

IECEE CB Scheme

Nominal current $I_N$	16 A
Nominal voltage $U_N$	250 V

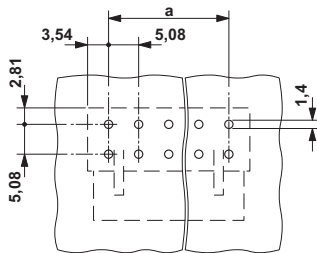
EAC

EAC

cULus Recognized

## Drawings

Drilling diagram



Dimensional drawing

