

PCB terminal block - MKDSN 2,5/ 3-5,08 HT BK - 1985959

Please be informed that the data shown in this PDF Document is generated from our Online Catalog. Please find the complete data in the user's documentation. Our General Terms of Use for Downloads are valid (<http://phoenixcontact.com/download>)




PCB terminal block, nominal current: 16 A, nom. voltage: 320 V, pitch: 5.08 mm, number of positions: 3, connection method: Screw connection with tension sleeve, mounting: THR soldering, conductor/PCB connection direction: 0 °, color: black. This article can be soldered in the reflow furnace together with SMD components.

Why buy this product

- ✓ Well-known connection principle allows worldwide use
- ✓ Low temperature rise, thanks to maximum contact force
- ✓ Allows connection of two conductors
- ✓ Extremely small design for the respective conductor cross section
- ✓ Designed for integration into the SMT soldering process
- ✓ Integrated protective guide prevents incorrect insertion of the conductor underneath the tension sleeve
- ✓ The latching on the side enables various numbers of positions to be combined



Key Commercial Data

| | |
|--------------|---|
| Packing unit | 50 STK |
| GTIN |  4 017918 929350 |
| GTIN | 4017918929350 |

Technical data

Dimensions

| | |
|-----------------------|--------------|
| Length [l] | 9.5 mm |
| Pitch | 5.08 mm |
| Dimension a | 10.16 mm |
| Width [w] | 15.24 mm |
| Constructional height | 15 mm |
| Height [h] | 15 mm |
| Solder pin [P] | 3.5 mm |
| Pin dimensions | 0,8 x 0,9 mm |
| Pin spacing | 5.08 mm |

PCB terminal block - MKDSN 2,5/ 3-5,08 HT BK - 1985959

Technical data

Dimensions

| | |
|---------------|--------|
| Hole diameter | 1.3 mm |
|---------------|--------|

General

| | |
|--|---|
| Range of articles | MKDSN 2,5/...-HT |
| Insulating material group | IIIa |
| Rated surge voltage (III/3) | 4 kV |
| Rated surge voltage (III/2) | 4 kV |
| Rated surge voltage (II/2) | 4 kV |
| Rated voltage (III/3) | 200 V |
| Rated voltage (III/2) | 320 V |
| Rated voltage (II/2) | 630 V |
| Connection in acc. with standard | EN-VDE |
| Nominal current I_N | 16 A |
| Nominal cross section | 2.5 mm ² |
| Maximum load current | 16 A (with a 2.5 mm ² conductor cross section) |
| Insulating material | PA |
| Flammability rating according to UL 94 | V0 |
| Internal cylindrical gage | A3 |
| Stripping length | 6.5 mm |
| Number of positions | 3 |
| Screw thread | M3 |
| Tightening torque, min | 0.5 Nm |
| Tightening torque max | 0.6 Nm |

Connection data

| | |
|---|----------------------|
| Conductor cross section solid min. | 0.2 mm ² |
| Conductor cross section solid max. | 2.5 mm ² |
| Conductor cross section flexible min. | 0.2 mm ² |
| Conductor cross section flexible max. | 2.5 mm ² |
| Conductor cross section flexible, with ferrule without plastic sleeve min. | 0.25 mm ² |
| Conductor cross section flexible, with ferrule without plastic sleeve max. | 2.5 mm ² |
| Conductor cross section flexible, with ferrule with plastic sleeve min. | 0.25 mm ² |
| Conductor cross section flexible, with ferrule with plastic sleeve max. | 2.5 mm ² |
| Conductor cross section AWG min. | 24 |
| Conductor cross section AWG max. | 14 |
| 2 conductors with same cross section, solid min. | 0.2 mm ² |
| 2 conductors with same cross section, solid max. | 0.75 mm ² |
| 2 conductors with same cross section, stranded min. | 0.2 mm ² |
| 2 conductors with same cross section, stranded max. | 0.75 mm ² |
| 2 conductors with same cross section, stranded, ferrules without plastic sleeve, min. | 0.25 mm ² |

PCB terminal block - MKDSN 2,5/ 3-5,08 HT BK - 1985959

Technical data

Connection data

| | |
|---|----------------------|
| 2 conductors with same cross section, stranded, ferrules without plastic sleeve, max. | 0.75 mm ² |
| 2 conductors with same cross section, stranded, TWIN ferrules with plastic sleeve, min. | 0.5 mm ² |
| 2 conductors with same cross section, stranded, TWIN ferrules with plastic sleeve, max. | 1.5 mm ² |

Standards and Regulations

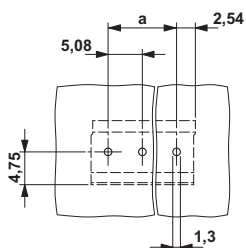
| | |
|--|--------|
| Connection in acc. with standard | EN-VDE |
| | CUL |
| Flammability rating according to UL 94 | V0 |

Environmental Product Compliance

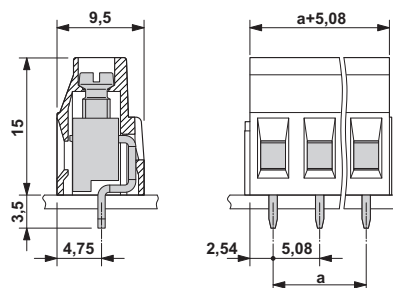
| | |
|------------|---|
| REACH SVHC | Lead 7439-92-1 |
| China RoHS | Environmentally Friendly Use Period = 50 |
| | For details about hazardous substances go to tab "Downloads", Category "Manufacturer's declaration" |

Drawings

Drilling diagram



Dimensional drawing



Approvals

Approvals

Approvals

SEV / EAC / cULus Recognized / IECCE CB Scheme / VDE report with production monitoring

Ex Approvals

Approval details

PCB terminal block - MKDSN 2,5/ 3-5,08 HT BK - 1985959

Approvals

| | | | |
|----------------------------|--|---|------------|
| SEV | | https://www.electrosuisse.ch/en/meta/shop/product-certificates.html | IK-3542-M1 |
| Nominal voltage UN | | 250 V | |
| Nominal current IN | | 24 A | |
| mm ² /AWG/kcmil | | 2.5 | |

| | | |
|-----|--|---------|
| EAC | | B.01742 |
|-----|--|---------|

| | | | |
|----------------------------|-------|---|-----------------|
| cULus Recognized | | http://database.ul.com/cgi-bin/XYV/template/LISEXT/1FRAME/index.htm | E60425-19770427 |
| | D | B | |
| Nominal voltage UN | 300 V | 300 V | |
| Nominal current IN | 10 A | 20 A | |
| mm ² /AWG/kcmil | 30-12 | 30-12 | |

| | | | |
|----------------------------|--|---|-----------|
| IECEE CB Scheme | | http://www.iecee.org/ | DE1-58859 |
| Nominal voltage UN | | 250 V | |
| Nominal current IN | | 24 A | |
| mm ² /AWG/kcmil | | 0.2-2.5 | |

| | | | |
|---------------------------------------|--|---|----------|
| VDE report with production monitoring | | http://www2.vde.com/de/Institut/Online-Service/VDE-gepruefteProdukte/Seiten/Online-Suche.aspx | 40018557 |
| Nominal voltage UN | | 250 V | |
| Nominal current IN | | 24 A | |
| mm ² /AWG/kcmil | | 0.2-2.5 | |

Phoenix Contact 2018 © - all rights reserved
<http://www.phoenixcontact.com>

PHOENIX CONTACT GmbH & Co. KG
Flachmarktstr. 8
32825 Blomberg
Germany
Tel. +49 5235 300
Fax +49 5235 3 41200
<http://www.phoenixcontact.com>