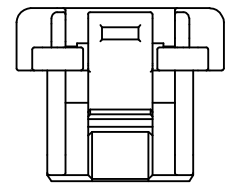
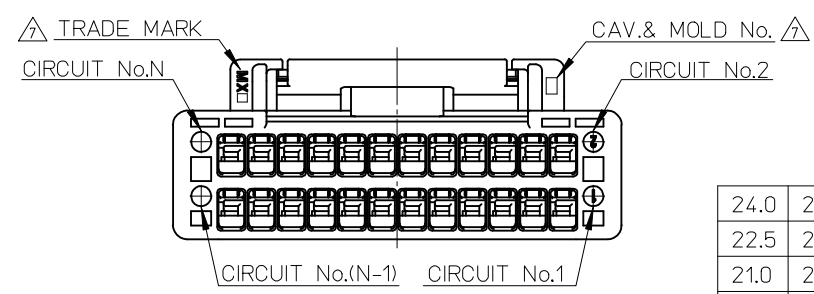
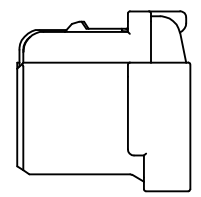


10CKTのロック形状  
FIGURE OF 10 CIRCUIT



8CKTのロック形状  
FIGURE OF 8 CIRCUIT



24.0	29.8	$\triangle$	503149340*	34
22.5	28.3		503149320*	32
21.0	26.8		503149300*	30
19.5	25.3		503149280*	28
18.0	23.8		503149260*	26
16.5	22.3		503149240*	24
15.0	20.8		503149220*	22
13.5	19.3		503149200*	20
12.0	17.8		503149180*	18
10.5	16.3		503149160*	16
9.0	14.8		503149140*	14
7.5	13.3		503149120*	12
6.0	11.8		503149100*	10
4.5	10.3		503149080*	8
B	A		MATERIAL AND ORDER No. $\triangle$	CIRCUIT No.

REVISED EC NO: J2015-0528 DRWN: TAKAIKE 2014/10/23 CHKD: KASAKAWA 2015/02/16 APPR: NUKITA 2015/02/16	GENERAL TOLERANCES (UNLESS SPECIFIED)		DIMENSION STYLE MM ONLY		SCALE 4:1	DESIGN UNITS METRIC	THIRD ANGLE PROJECTION	
	0.25 UNDER	±0.03	DRAWN BY T. HANYU	DATE 2008/1/8	TITLE 1.5 W/B CONN. DUAL PLUG HOUSING			
	0.25 OVER 0.5 UNDER	±0.05	CHECKED BY K. ASAKAWA	DATE 2008/1/8				
	0.5 OVER 1.0 UNDER	±0.1	APPROVED BY YO. ITO	DATE 2008/1/8	DOCUMENT NO. SD-503149-001			
1.0 OVER 30 UNDER	±0.25	MATERIAL NO.		SHEET NO. 1 OF 2				
30 OVER	±0.3	SEE TABLE		THIS DRAWING CONTAINS INFORMATION THAT IS PROPRIETARY TO MOLEX INCORPORATED AND SHOULD NOT BE USED WITHOUT WRITTEN PERMISSION				
ANGULAR ±1 °		DRAFT WHERE APPLICABLE MUST REMAIN WITHIN DIMENSIONS						

NOTES

- 1. 材料 PBT UL94V-0  
MATERIAL
- ④ 2. 嵌合相手: 503148, 503154, 505406シリーズ  
MATE WITH : 503148, 503154, 505406 SERIES
- 3. 適合ターミナル: 502579, 503429シリーズ  
APPLICABLE TERMINAL : 502579, 503429 SERIES
- △ 4. 極数/2=偶数極の場合に適用  
APPLY FOR (CIRCUIT/2=EVEN)
- △ 5. 製品番号  
MATERIAL No.

503149 -  $\times \times 0 \times$   
極数      色  
 CIRCUIT SIZE      COLOR

COLOR	黒 BLACK	赤 RED	青 BLUE	緑 GREEN	ベージュ BEIGE (NATURAL)
COLOR No.	1	2	4	6	0

- 6. 本製品のプラスチック部に黒点・白点等が確認される場合や色合いが異なる場合がありますが、製品性能に問題はありません。  
THERE IS NO INFLUENCE IN THE PRODUCT PERFORMANCE THOUGH THE BLACK AND WHITE SPOT ETC. MIGHT BE CONFIRMED TO THE PLASTIC PART OF THIS PRODUCT AND THE SADE MIGHT BE DIFFERENT.
- △ 7. トレードマーク: Mプラス 2文字の製造工場を示すアルファベットにて表示。  
'但し、"J"はJAPANを"L"はMALAYSIAを示す。(例 MXJ 又はMXL)'  
金型番号: アルファベット1文字にて表示。(例 1A, 12A, 1B, 12B)  
FORMED BY M AND FROM 1 TO 2 MORE LETTER OF ALPHABET WHICH MEAN THE MANUFACTORY.  
'BUT "J" MEANS JAPAN. "L" MEANS MALAYSIA (TO TRADE MARK)' (e.g. MXJ OR MXL).  
AND BY 1 - 2 DIGIT NUMBER (TO CAVITY NO.)  
"AND BY 1 LETTER OF ALPHABET (TO MOLD NO.)"(e.g. 1A, 12A, 1B, 12B)."
- 8. アプリケーション仕様書(コネクタ取扱説明書): AS-503149-001  
APPLICATION SPECIFICATIONS (CONNECTOR MANUAL) : AS-503149-001
- 9. 製品仕様書: PS-503148-001 / PS-503154-001  
PRODUCT SPECIFICATION : PS-503148-001 / PS-503154-001
- 10. ELV及びRoHS適合品  
ELV AND RoHS COMPLIANT
- △ 11. 34極品の色対応はベージュと黒色のみとなります。  
A COLOR OF 34CKT. IS ONLY BEIGE AND BLACK.

REVISED EC NO: J2015-0528 DRWN: TAKAIKE 2014/10/23 CHKD: KASAKAWA 2015/02/16 APPR: NUKITA 2015/02/16	GENERAL TOLERANCES (UNLESS SPECIFIED)		DIMENSION STYLE MM ONLY		SCALE 1:1	DESIGN UNITS METRIC	THIRD ANGLE PROJECTION
	0.25 UNDER	±0.03	DRAWN BY	DATE	TITLE		
	0.25 OVER 0.5 UNDER	±0.05	T. HANYU	2008/1/8	1.5 W/B CONN. DUAL PLUG HOUSING		
	0.5 OVER 1.0 UNDER	±0.1	CHECKED BY	DATE			
	1.0 OVER 10 UNDER	±0.2	K. ASAKAWA	2008/1/8			
10 OVER 30 UNDER	±0.25	APPROVED BY	DATE				
30 OVER	±0.3	YO. ITO	2008/1/8				
ANGULAR ±1 °		MATERIAL NO.		DOCUMENT NO.		SHEET NO.	
DRAFT WHERE APPLICABLE MUST REMAIN WITHIN DIMENSIONS		SEE SHEET 1		SD-503149-001		2 OF 2	
		SIZE A3	THIS DRAWING CONTAINS INFORMATION THAT IS PROPRIETARY TO MOLEX INCORPORATED AND SHOULD NOT BE USED WITHOUT WRITTEN PERMISSION				