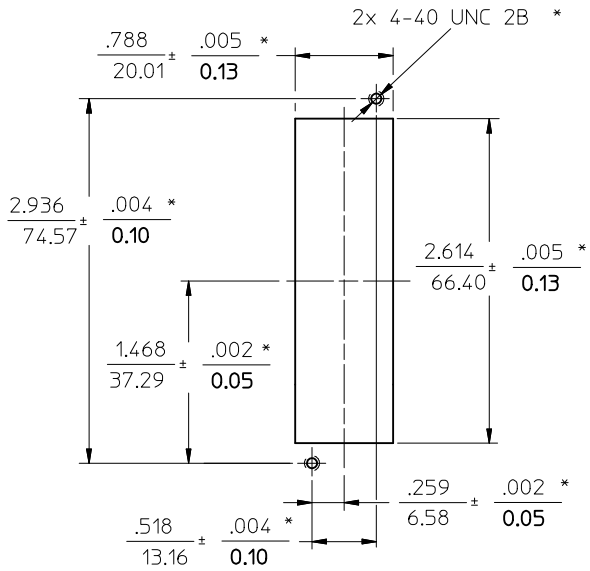
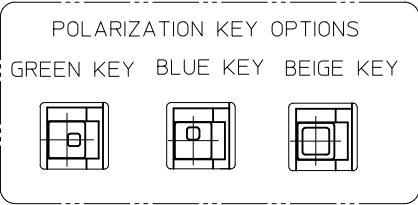


BLC ADAPTER P/N	SPLIT SLEEVE MATERIAL	COLOR
106146-0100	Ph. Bronze	BLACK
106146-1100	Zr	GREEN
106146-1500		



VIEW A

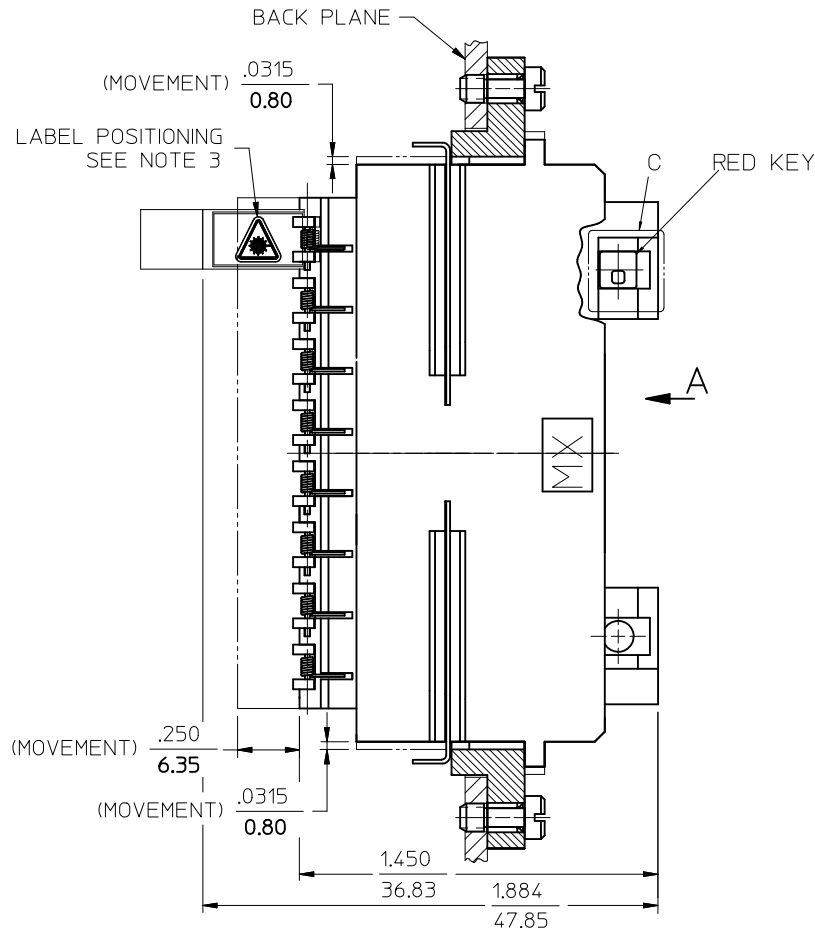
RECOMMENDED MOUNTING HOLES
SCALE: 1:1



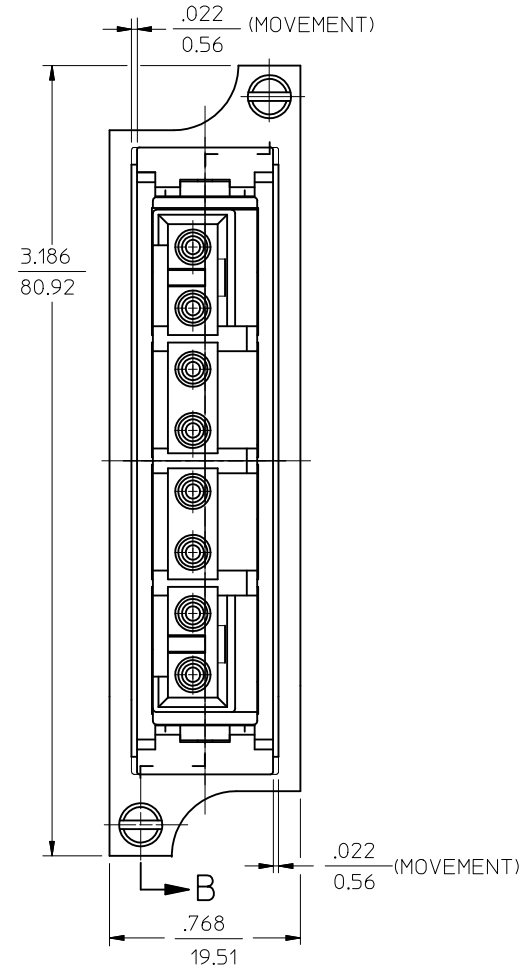
DETAIL C

NOTES:

- ALL DIM. ARE FOR REFERENCE ONLY, EXCEPT WHEN MARKED WITH (*).
- POLARIZATION KEYS AND LABELS ARE PACKED UNASSEMBLED WITH ADAPTER ASSEMBLY IN POLY BAG.
- ADHESIVE LABELS TO BE POSITIONED ON LC DOORS BY USER. THE ORIENTATION OF THE LABELS SHOULD BE SUCH THAT THE LASER WARNING SYMBOL IS EASILY IDENTIFIED.



SECTION B-B



ENTER DESCRIPTION EC NO: MF2011-0528 DR: MANKPEVZNER 2011/06/02 CHKD: LGUMIN 2011/06/03 APPR: LGUMIN 2011/06/03	QUALITY SYMBOLS ▽=0 ▽7=0	GENERAL TOLERANCES (UNLESS SPECIFIED) <table border="1"> <tr> <th></th> <th>mm</th> <th>INCH</th> </tr> <tr> <td>4 PLACES</td> <td>± ---</td> <td>± ---</td> </tr> <tr> <td>3 PLACES</td> <td>± ---</td> <td>± ---</td> </tr> <tr> <td>2 PLACES</td> <td>± ---</td> <td>± ---</td> </tr> <tr> <td>1 PLACE</td> <td>± ---</td> <td>± ---</td> </tr> </table> ANGULAR ±1/2°		mm	INCH	4 PLACES	± ---	± ---	3 PLACES	± ---	± ---	2 PLACES	± ---	± ---	1 PLACE	± ---	± ---	DIMENSION STYLE IN/MM	SCALE 2:1	DESIGN UNITS INCH	THIRD ANGLE PROJECTION
		mm	INCH																		
	4 PLACES	± ---	± ---																		
	3 PLACES	± ---	± ---																		
2 PLACES	± ---	± ---																			
1 PLACE	± ---	± ---																			
DRAFT WHERE APPLICABLE MUST REMAIN WITHIN DIMENSIONS		DRAWN BY PGIBLIN	DATE 2005/10/21	TITLE BLC ADAPTER ASSEMBLY (8 POSITION)																	
MATERIAL NO. SEE TABLE		APPROVED BY DATE		MOLEX INCORPORATED																	
SIZE B		THIS DRAWING CONTAINS INFORMATION THAT IS PROPRIETARY TO MOLEX INCORPORATED AND SHOULD NOT BE USED WITHOUT WRITTEN PERMISSION		DOCUMENT NO. SD-106146-XX00	SHEET NO. 1 OF 1																