THIS DRAWING IS UNPUBLISHED.
VERTRAULICHE UNVEROEFFENTLICHTE ZEICHNUNG
© COPYRIGHT 1997 BY AMP INCORPORATED.
RELEASED FOR PUBLICATION ,1997
FREI FUER VEROEFFENTLICHUNG
ALL RIGHTS RESERVED.
ALLE REICHTE VORBEHALTEN.

MATED WITH:
PASSEND ZU:
Bg6

LOC	DIST
A1	–

REVISIONS
ANDERUNGEN

P	LTR	DESCRIPTION BESCHREIBUNG	DATE	DWN	APVD
	A2	die Druleck mit Nr.3 hinzugefügt Eg06—00	09.11.00	SR	SM

PROJECT NR.:

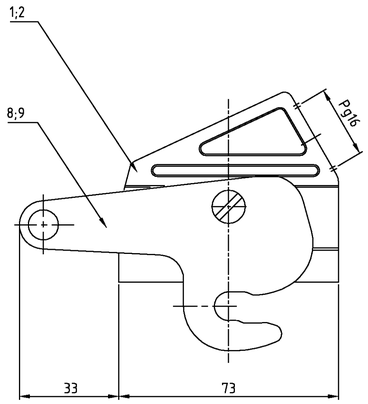

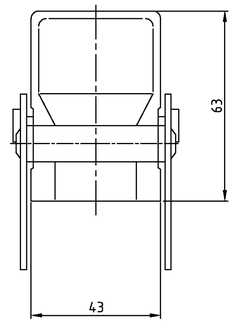

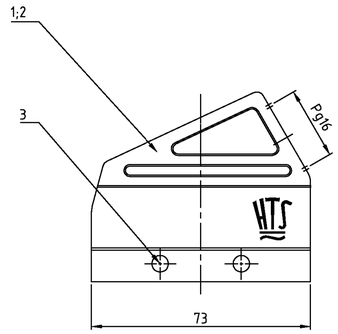

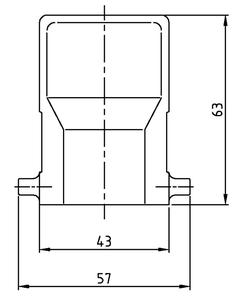

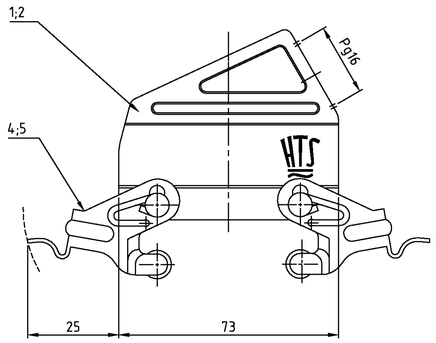

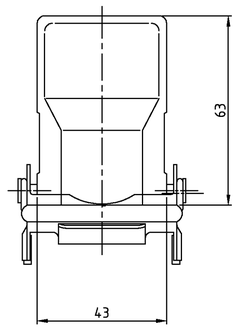

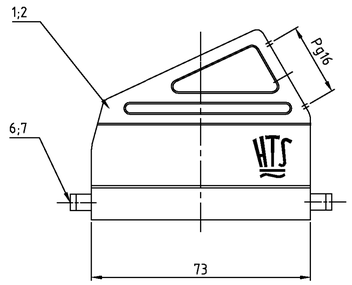

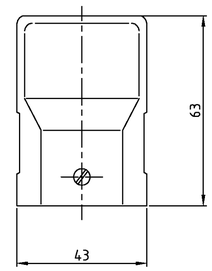

Notes

1. Material: Housing: aluminium diecasting alloy
2. Surface: – Powder varnisch grey
   – aluminium oxid +
   Varnisch black
3. Varnish on the inside not necessarily

Bemerkungen

1. Material: Gehäuse: Alu-Druckguß-Legierung
2. Oberfläche: – Pulverbeschichtung grau
   – Aluminium-oxid-Schicht +
   Lackierung schwarz
3. Lackierung im Gehäuseinnere ist nicht notwendig

Ⓐ

2-3	1-3	2-7	1-7	2-1	1-1	2-6	1-6	DESCRIPTION	MATERIAL	SURFACE	COLOR	ITEM No.
1								ZB-Zentralbügel	V2A	–	–	9
	1							ZB-Zentralbügel	Stahl	verzinkt	blau	8
		2						LB-Bügelbolzen	V2A	–	–	7
			2					LB-Bügelbolzen	Stahl	verzinkt	blau	6
				2				VS-Bügel	V2A	–	–	5
					2			VS-Bügel	Stahl	verzinkt	blau	4
						4		VS-Bügelbolzen	V2A	–	–	3
1		1		1		1		Steckergehäuse HB-KF.10 Pg.1.16	aluminium/ALU	aluminium oxid	black/schwarz	2
	1		1		1		1	Steckergehäuse HB-KF.10 Pg.1.16	aluminium/ALU	–	grey/grau	1

HB-KF/K-Z.10.St-ZB.1.16.G
HB-KF-Z.10.St-ZB.1.16.G
HB-KF/K.10.St-GR.1.16.G
HB-KF-10.St-GR.1.16.G
HB-KF/K.10.St-VS.1.16.G
HB-KF-10.St-VS.1.16.G
HB-KF/K.10.St.1.16.G
HB-KF-10.St.1.16.G

THIS DRAWING IS A CONTROLLED DOCUMENT FOR AMP INCORPORATED.
IT IS SUBJECT TO CHANGE AND THE CONTROLLING ENGINEERING
DRAWING MAINTAINED BY AMP INCORPORATED. ANY COPY OF THIS DRAWING
OTHER THAN THE CONTROLLED DRAWING IS UNCONTROLLED. PLEASE
CONTACT AMP INCORPORATED TO OBTAIN A CONTROLLED COPY.
DIESE ZEICHNUNG UNTERLIEGT NICHT DURCH AMP BETREUTEN ENTWICKLUNGS-
ABBEIRUNGEN, SIE DIEN TECHNISCHEN FORTSCHRITT DIENEN, UND VORBEHALTEN.
DER JEWEILS LETZTERWEILTEN ABBEIRUNGSSTAND ERFAHREN SIE AUF ANFRAGE.

DIMENSIONS:
DIMENSIONEN:
mm

TOLERANCES UNLESS OTHERWISE SPECIFIED:
ALLGEMEINTOLERANZEN
F: ISO 8015
T: ISO 2768 – mH –E
F: DIN 16901 – 16.0
0 PLC
1 PLC
2 PLC
3 PLC
ANGLES / WINKEL ±
FINISH / OBERFLAECHE/FARBE –

MATERIAL –

DWN	Schneider	02.05.99
CHK	Schweiger	02.05.99
APVD	–	–
PRODUCT SPEC PRODUKTSPEZ.	–	
APPLICATION SPEC VERARBEITUNGSSPEZ.	–	
WEIGHT GEWICHT	–	

AMP
HTS Elektrotechnik
53819 Neunkirchen, Germany

NAME
HOOD
Steckergehäuse Keilform HB10.1.16.G

SIZE	CAGE CODE	DRAWING NO ZEICHNUNGS-NR.	RESTRICTED TO NUR FUER
A1	00779	©-1102211	–

CUSTOMER DRAWING /KUNDENZEICHNUNG
MASSSTAB 1:1 | BLATT 1 | OF VON 1 | REV A2