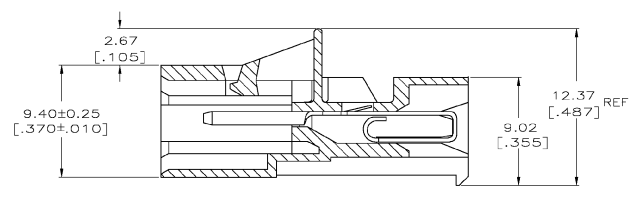
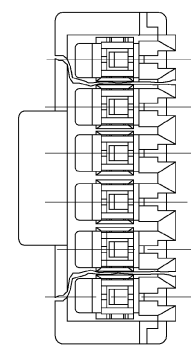
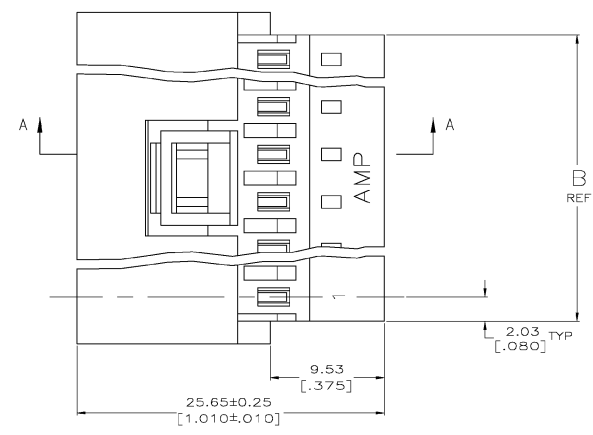
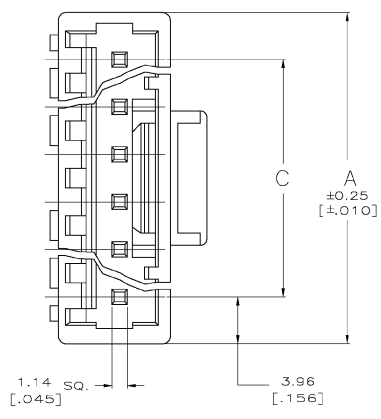


THIS DRAWING IS UNFORGED. RELEASED FOR FULFILLMENT
 © COPYRIGHT BY THE ELECTRONIC CORPORATION ALL RIGHTS RESERVED

REVISIONS				
REV	DESCRIPTION	DATE	BY	APP'D
D	REV PER ECN 0038-0398-03		12/06/03	SC DB

- MATERIAL: CONNECTOR - NYLON UL94-V2 (ORANGE)
 CONTACTS - 0.30[.012] THICK COPPER ALLOY
 (BRIGHT TIN-LEAD 0.00203[.000080] MIN. THICK
 FOR CONTACTS 641435-2 THRU 2-641435-4).
 (BRIGHT TIN PLATE 0.00305[.000120] MIN. THICK
 FOR CONTACTS 3-641435-2 THRU 5-641435-4).
- CONTACTS ACCEPT #18 AWG SOLID, FUSED STRANDED OR
 STRANDED (7 STRANDS) WIRE WITH 2.41 [.095] MAX
 INSULATION DIA.
- BOW, IN ANY DIRECTION, NOT TO EXCEED 0.15 [.006] PER IN.
- HOUSING FEATURES: CLOSED END.
- DIMENSIONS IN BRACKETS ARE IN INCHES.



SECTION A-A

YES	91.14	[3.588]	95.20	[3.748]	99.06	[3.900]	24	5-641435-4
YES	55.47	[2.184]	59.54	[2.344]	63.40	[2.496]	15	4-641435-5
YES	43.59	[1.716]	47.65	[1.876]	51.51	[2.028]	12	4-641435-2
YES	31.70	[1.248]	35.76	[1.408]	39.62	[1.560]	9	3-641435-9
YES	19.81	[.780]	23.88	[.940]	27.74	[1.092]	6	3-641435-6
YES	11.89	[.468]	15.95	[.628]	19.81	[.780]	4	3-641435-4
YES	7.92	[.312]	11.99	[.472]	15.85	[.624]	3	3-641435-3
YES	3.96	[.156]	8.03	[.316]	11.89	[.468]	2	3-641435-2
NO	91.14	[3.588]	95.20	[3.748]	99.06	[3.900]	24	2-641435-4
NO	55.47	[2.184]	59.54	[2.344]	63.40	[2.496]	15	1-641435-5
NO	43.59	[1.716]	47.65	[1.876]	51.51	[2.028]	12	1-641435-2
NO	31.70	[1.248]	35.76	[1.408]	39.62	[1.560]	9	641435-9
NO	19.81	[.780]	23.88	[.940]	27.74	[1.092]	6	641435-6
NO	11.89	[.468]	15.95	[.628]	19.81	[.780]	4	641435-4
NO	7.92	[.312]	11.99	[.472]	15.85	[.624]	3	641435-3
NO	3.96	[.156]	8.03	[.316]	11.89	[.468]	2	641435-2

THIS DRAWING IS A CONTROLLED DOCUMENT
 10-02-03
 LEADFREE C B A NO. OF PART NO.
 CIRCuits

DIMENSIONS: INCHES 0 P.L.C. 1 P.L.C. 2 P.L.C. 3 P.L.C. 4 P.L.C. ANGLES	0 P.L.C. 1 P.L.C. 2 P.L.C. 3 P.L.C. 4 P.L.C. ANGLES	0 P.L.C. 1 P.L.C. 2 P.L.C. 3 P.L.C. 4 P.L.C. ANGLES	0 P.L.C. 1 P.L.C. 2 P.L.C. 3 P.L.C. 4 P.L.C. ANGLES	0 P.L.C. 1 P.L.C. 2 P.L.C. 3 P.L.C. 4 P.L.C. ANGLES
APPLICATOR SPEC				
MATERIAL: SEE NOTE 1				SIZE: A1
PARTS: SEE NOTE 1				SCALE: 5:1
CUSTOMER DRAWING			DRAWING NO: 00779	REV: 1



K:\C:\BUSINESS\GROUP\3323 177-35_100K\DRAWING\