
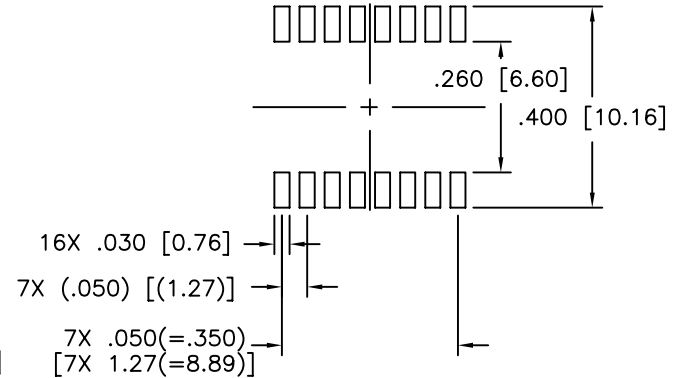
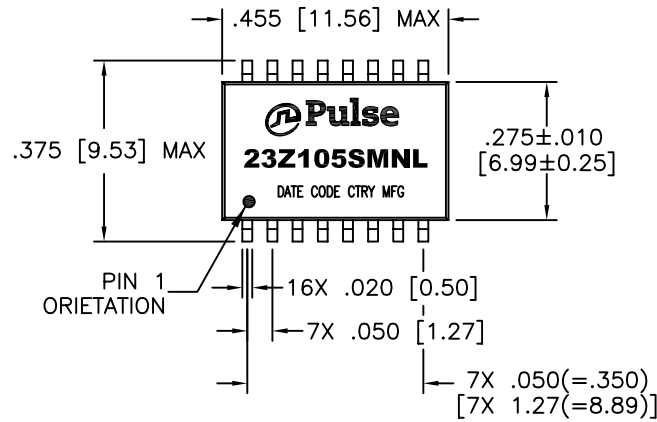


NOTES: UNLESS OTHERWISE SPECIFIED

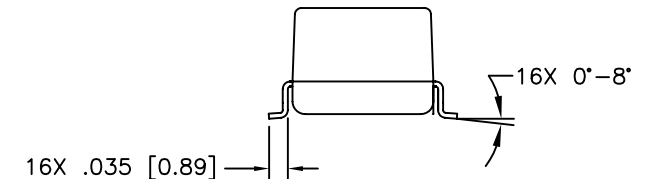
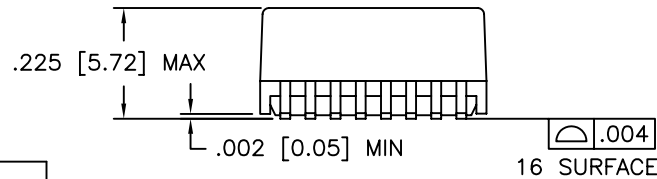
1.

NOTICE:	THIS IS A RoHS COMPLIANT COMPONENT/PRODUCT. ALL ENGINEERING CHANGES MUST HAVE PRIOR APPROVAL BY THE DESIGN CENTER.
RoHS	

- PLASTIC: THERMOSET PLASTIC MATERIAL WITH FLAMMABILITY RATING UL 94V-0 OR BETTER.
- SOLDERABILITY: CONFORMS TO ANSI/J-STD-002, 245°C REFLOW PEAK TEMPERATURE PER IPC/EIA J-STD-003A
- OPERATING TEMPERATURE: 0°C TO +70°C
- STORAGE TEMPERATURE: -20°C TO +125°C
- JEDEC MOISTURE: LEVEL 1.
- DIMENSIONS ARE IN INCHES [MILLIMETERS] WITH THE FOLLOWING TOLERANCES: [MILLIMETERS] ARE FOR REFERENCE ONLY.
.XX = ±.02 [±0.5]
.XXX = ±.010 [±0.25]
- NOT FOR SALE IN U.S.

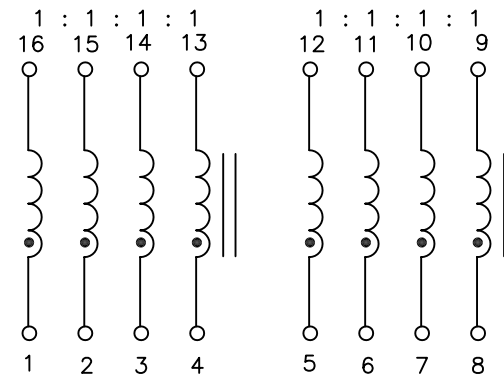


SUGGESTED LAND PATTERN



ELECTRICAL CHARACTERISTICS AT +25°C

PARAMETER	SPECIFICATIONS		
OPERATING TEMP	0°C - 70 °C		
POLARITY	PER SCHEMATIC		
URNS RATIO	(1-16):(2-15):(3-14):(4-13)=1 : 1 : 1 : 1 ±5% (5-12):(6-11):(7-10):(8-9)=1 : 1 : 1 : 1 ±5%		
ISOLATION RESISTANCE (IR AT 500 VDC)	10G OHM MIN.		
DC RESISTANCE	0.4 OHMS MAX		
LP	68 uH MIN (MEASURED AT 100 KHZ, 20 mVRMS)		
LL	0.25 uH MAX (MEASURED AT 100 KHZ, 20 mVRMS)		
BETWEEN CHANNEL ISOLATION	500 VAC MIN @ 60 SECONDS		
IMPEDANCE (1-16)&(8-9)	10-20 MHZ	30 MHZ	70-100 MHZ
	700 OHM MIN	600 OHM MIN	200 OHM MIN



SCHEMATIC

© Copyright, 2013. Pulse Electronics, Inc. All rights reserved. Drawing specifications subject to change without notice. (10/15/13)

PULSE CONFIDENTIAL & PROPRIETARY	PRODUCT DESCRIPTION	PS DRAWING	SHEET:	DWG. NO./ PART NO.	REV.
	CHK,SIN,10D,1:1,SM,TU	PS-2400.001-B	1	23Z105SMNL	M12