

Plug - SPDB 2,5/ 1-L GNYE - 3043213

Please be informed that the data shown in this PDF Document is generated from our Online Catalog. Please find the complete data in the user's documentation. Our General Terms of Use for Downloads are valid (<http://download.phoenixcontact.com>)



Plug, Connection method: Spring-cage connection, Number of positions: 1, Cross section: 0.08 mm² - 4 mm², AWG: 28 - 12, Width: 5.2 mm, Height: 39 mm, Color: green-yellow

Illustration shows versions of the SPDB 2,5/1-... connector in various colors

Product description

Connector element left, left housing without engagement pin, right opened without cover

Product Features

- Plug with bridging option, for use with basic terminal blocks
- Tested for railway applications
- The plug with spring-cage connection is assembled directly on site by snapping together single-position plug elements
- The ST-COMBI plugs for self-assembly provide solutions that users can implement themselves



Key commercial data

Packing unit	1 1
Weight per Piece (excluding packing)	5.03 GRM
Custom tariff number	85366990
Country of origin	Poland

Technical data

General

Number of levels	1
Number of connections	2
Color	green-yellow
Insulating material	PA
Inflammability class according to UL 94	V0
Area of application	Railway industry
	Mechanical engineering

Plug - SPDB 2,5/ 1-L GNYE - 3043213

Technical data

General

	Plant engineering
Maximum load current	24 A (with 2.5 mm ² conductor cross section)
Rated surge voltage	6 kV
Pollution degree	3
Surge voltage category	III
Insulating material group	I
Connection in acc. with standard	IEC 61984
Nominal current I _N	24 A
Nominal voltage U _N	500 V
Open side panel	nein
Number of positions	1

Dimensions

Width	5.2 mm
Length	32.7 mm
Height	39 mm

Connection data

Conductor cross section solid min.	0.08 mm ²
Conductor cross section solid max.	4 mm ²
Conductor cross section AWG/kcmil min.	28
Conductor cross section AWG/kcmil max	12
Conductor cross section stranded min.	0.08 mm ²
Conductor cross section stranded max.	2.5 mm ²
Min. AWG conductor cross section, stranded	28
Max. AWG conductor cross section, stranded	14
Conductor cross section stranded, with ferrule without plastic sleeve min.	0.14 mm ²
Conductor cross section stranded, with ferrule without plastic sleeve max.	2.5 mm ²
Conductor cross section stranded, with ferrule with plastic sleeve min.	0.14 mm ²
Conductor cross section stranded, with ferrule with plastic sleeve max.	2.5 mm ²
2 conductors with same cross section, stranded, TWIN ferrules with plastic sleeve, max.	0.5 mm ²
Connection method	Spring-cage connection
Stripping length	10 mm
Internal cylindrical gage	A3

Plug - SPDB 2,5/ 1-L GNYE - 3043213

Classifications

eCl@ss

eCl@ss 4.0	272607xx
eCl@ss 4.1	27260701
eCl@ss 5.0	27260701
eCl@ss 5.1	27260701
eCl@ss 6.0	27141151
eCl@ss 7.0	27141151
eCl@ss 8.0	27141151

ETIM

ETIM 2.0	EC000897
ETIM 3.0	EC000897
ETIM 4.0	EC002021
ETIM 5.0	EC002021

UNSPSC

UNSPSC 6.01	30211802
UNSPSC 7.0901	39121402
UNSPSC 11	39121402
UNSPSC 12.01	39121402
UNSPSC 13.2	39121402

Approvals

Approvals

Approvals

CSA / UL Recognized / VDE Gutachten mit Fertigungsüberwachung / cUL Recognized / GOST / LR / GL / BV / DNV / RS / IECCEB CB Scheme / GOST / CSA / cULus Recognized

Ex Approvals

Approvals submitted

Approval details

Plug - SPDB 2,5/ 1-L GNYE - 3043213

Approvals

CSA

	B	C
mm ² /AWG/kcmil	24-12	24-12
Nominal current IN	20 A	20 A
Nominal voltage UN	300 V	300 V

UL Recognized

	B	C	D
mm ² /AWG/kcmil	28-12	28-12	28-12
Nominal current IN	20 A	20 A	5 A
Nominal voltage UN	300 V	300 V	600 V

VDE Gutachten mit Fertigungsüberwachung

mm ² /AWG/kcmil	0.2-4
Nominal voltage UN	500 V

cUL Recognized

	B	C	D
mm ² /AWG/kcmil	28-12	28-12	28-12
Nominal current IN	20 A	20 A	5 A
Nominal voltage UN	300 V	300 V	600 V

GOST

LR

GL


Plug - SPDB 2,5/ 1-L GNYE - 3043213

Approvals

BV

DNV

RS


IECEE CB Scheme 

mm ² /AWG/kcmil	0.2-4
Nominal voltage UN	500 V

GOST 

CSA 

	B	C	D
mm ² /AWG/kcmil	24-12	24-12	24-12
Nominal current IN	20 A	20 A	5 A
Nominal voltage UN	300 V	300 V	600 V

cULus Recognized 

Accessories

Accessories

Bridge

Plug - SPDB 2,5/ 1-L GNYE - 3043213

Accessories

Plug-in bridge - FBS 2-5 - 3030161



Plug-in bridge, Number of positions: 2, Color: red

Plug-in bridge - FBS 3-5 - 3030174



Plug-in bridge, Number of positions: 3, Color: red

Plug-in bridge - FBS 4-5 - 3030187



Plug-in bridge, Number of positions: 4, Color: red

Plug-in bridge - FBS 5-5 - 3030190



Plug-in bridge, Number of positions: 5, Color: red

Plug-in bridge - FBS 10-5 - 3030213



Plug-in bridge, Number of positions: 10, Color: red

Plug - SPDB 2,5/ 1-L GNYE - 3043213

Accessories

Plug-in bridge - FBS 20-5 - 3030226



Plug-in bridge, Number of positions: 20, Color: red

Flange

Flange cover - DFS-SPDB 2,5 - 3061457



Flange cover, Length: 35.8 mm, Width: 4.5 mm, Height: 24.7 mm, Color: gray

Insulating sleeve

Insulation stop sleeve - ISH 2,5/0,2 - 3002843



Insulation stop sleeve, Color: white

Insulation stop sleeve - ISH 2,5/0,5 - 3002856



Insulation stop sleeve, Color: gray

Insulation stop sleeve - ISH 2,5/1,0 - 3002869



Insulation stop sleeve, Color: black

Plug - SPDB 2,5/ 1-L GNYE - 3043213

Accessories

Labeled terminal marker

Zack Marker strip, flat - ZBF 5 CUS - 0825025



Zack Marker strip, flat, Can be ordered: Strip, white, Labeled according to customer specifications, Mounting type: Snap into flat marker groove, For terminal block width: 5 mm, Lettering field: 5.15 x 5.15 mm

Marker for terminal blocks - UC-TMF 5 CUS - 0824638



Marker for terminal blocks, Can be ordered: By sheet, white, Labeled according to customer specifications, Mounting type: Snap into flat marker groove, For terminal block width: 5.2 mm, Lettering field: 4.6 x 5.1 mm

Marker for terminal blocks - UCT-TMF 5 CUS - 0829658



Marker for terminal blocks, Can be ordered: By sheet, white, Labeled according to customer specifications, Mounting type: Snap into flat marker groove, For terminal block width: 5.2 mm, Lettering field: 4.4 x 4.7 mm

Marker pen

Marker pen - B-STIFT - 1051993



Marker pen, for manual labeling of unprinted Zack strips, smear-proof and waterproof, line thickness 0.5 mm

Plug - SPDB 2,5/ 1-L GNYE - 3043213

Accessories

Marker pen - X-PEN 0,35 - 0811228



Marker pen without ink cartridge, for manual labeling of markers, labeling extremely wipe-proof, line thickness 0.35 mm

Mounting material

Strain relief - PDZ/2 - 3040562



Strain relief, Length: 3 mm, Width: 9.6 mm, Height: 23 mm, Number of positions: 2, Color: black

Strain relief - PDZ/4 - 3040575



Strain relief, Length: 3 mm, Width: 19.9 mm, Height: 23 mm, Number of positions: 4, Color: black

Latching - PR - 3040559



Latching, Number of positions: 1, Color: orange

Latching - PR/2 - 3040630



Latching, Number of positions: 2, Color: orange

Plug - SPDB 2,5/ 1-L GNYE - 3043213

Accessories

Latching - PRZ - 3040614



Latching, Length: 3 mm, Width: 5.2 mm, Number of positions: 2, Color: orange

Shield connection

Shield connection clamp - PSH 3- 6 - 3040591



Shield connection clamp, Color: black

Shield connection clamp - PSH 5-10 - 3040601



Shield connection clamp, Color: black

Terminal marking

Zack Marker strip, flat - ZBF 5:UNBEDRUCKT - 0808642



Zack Marker strip, flat, Strip, white, Unlabeled, Can be labeled with: Plotter, Mounting type: Snap into flat marker groove, For terminal block width: 5 mm, Lettering field: 5.1 x 5.2 mm

Marker for terminal blocks - UC-TMF 5 - 0818153



Marker for terminal blocks, Sheet, white, Unlabeled, Can be labeled with: BLUEMARK CLED, BLUEMARK LED, Plotter, Mounting type: Snap into flat marker groove, For terminal block width: 5.2 mm, Lettering field: 4.6 x 5.1 mm

Plug - SPDB 2,5/ 1-L GNYE - 3043213

Accessories

Marker for terminal blocks - UCT-TMF 5 - 0828744



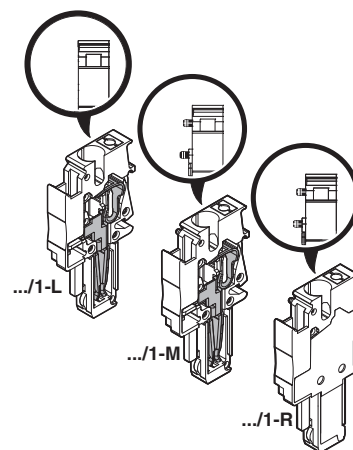
Marker for terminal blocks, Sheet, white, Unlabeled, Can be labeled with: THERMOMARK CARD PLUS, THERMOMARK CARD, BLUEMARK CLED, BLUEMARK LED, Mounting type: Snap into flat marker groove, For terminal block width: 5.2 mm, Lettering field: 4.4 x 4.7 mm

Drawings

Circuit diagram

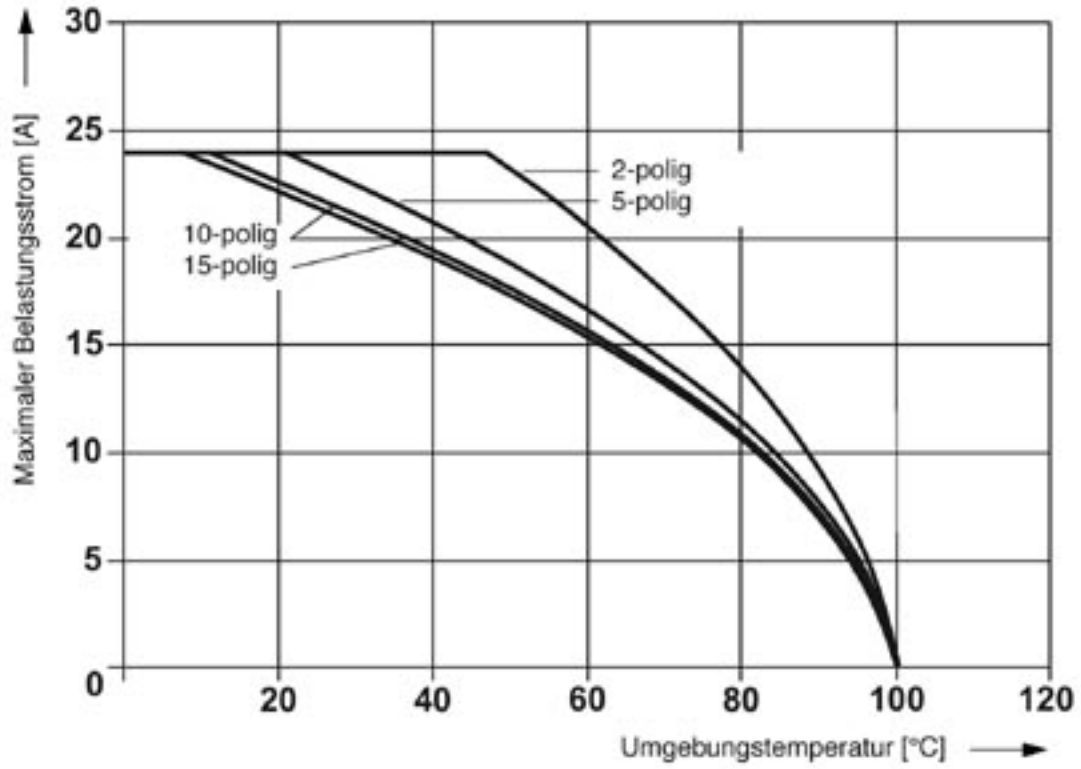


Schematic diagram



Plug - SPDB 2,5/ 1-L GNYE - 3043213

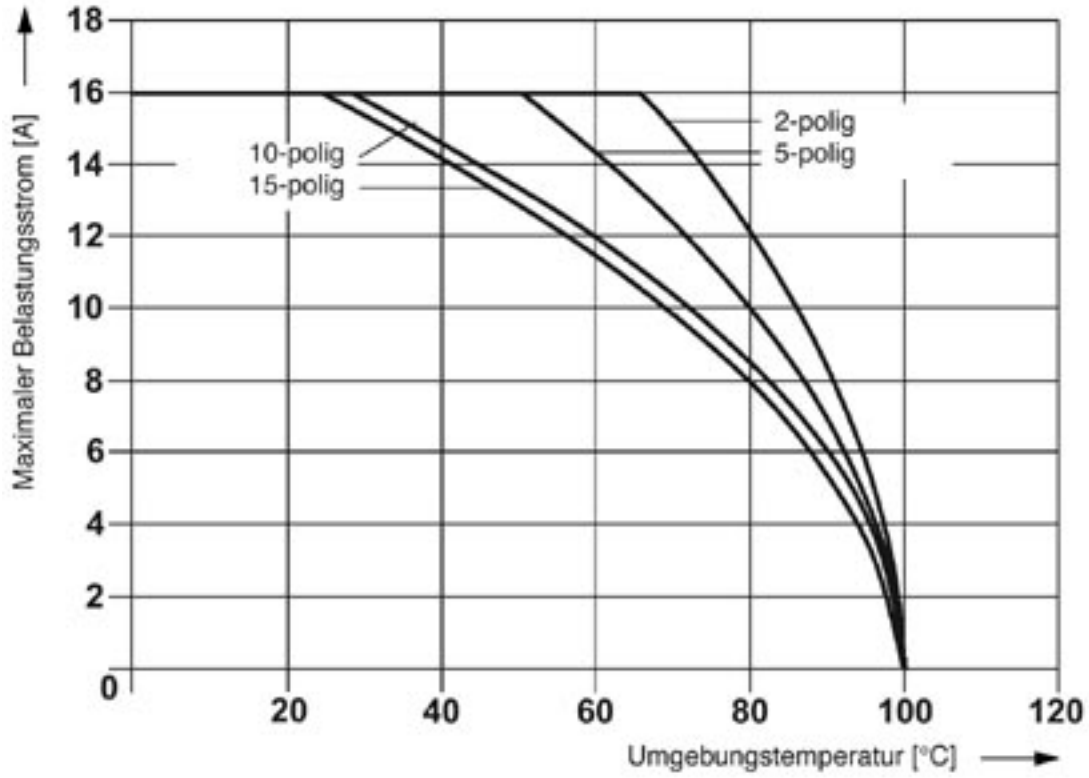
Diagram



Derating curve for ST 2,5/ 1P, ST 2,5/ 2P, ST 2,5-TWIN/ 1P and for all plug versions SP...

Plug - SPDB 2,5/ 1-L GNYE - 3043213

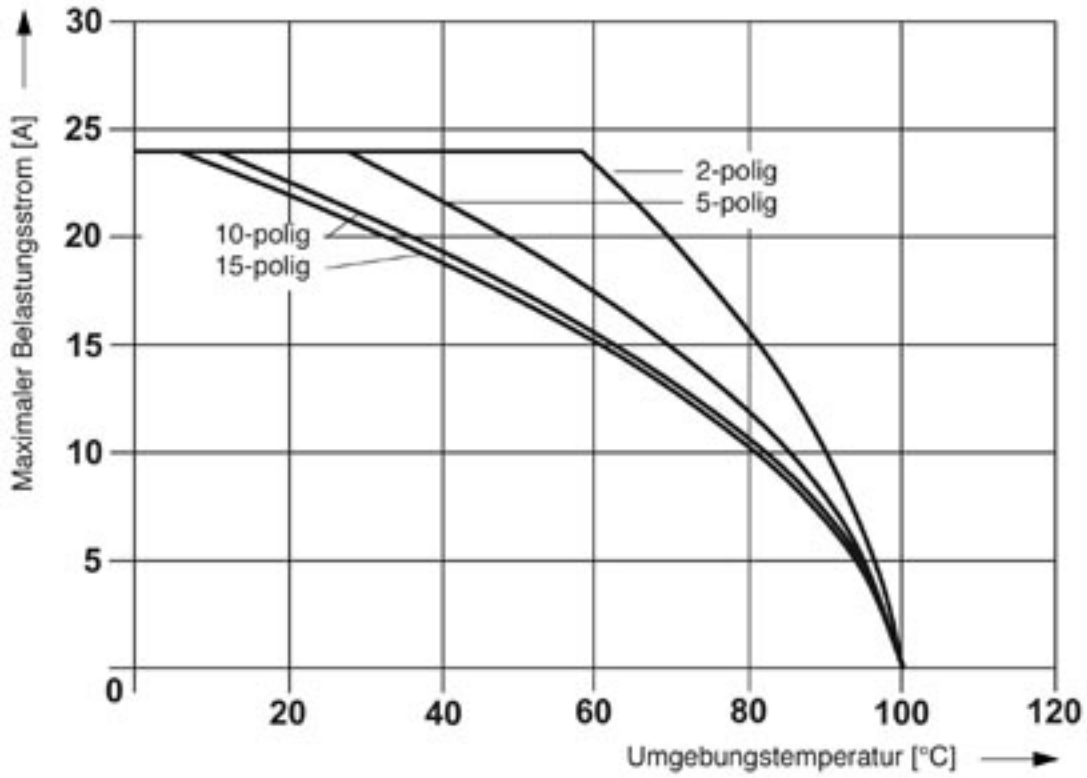
Diagram



Derating curve for ST 2,5-TWIN-MT/1P, ST 2,5-TWIN-TG/1P and for all plug versions SP...

Plug - SPDB 2,5/ 1-L GNYE - 3043213

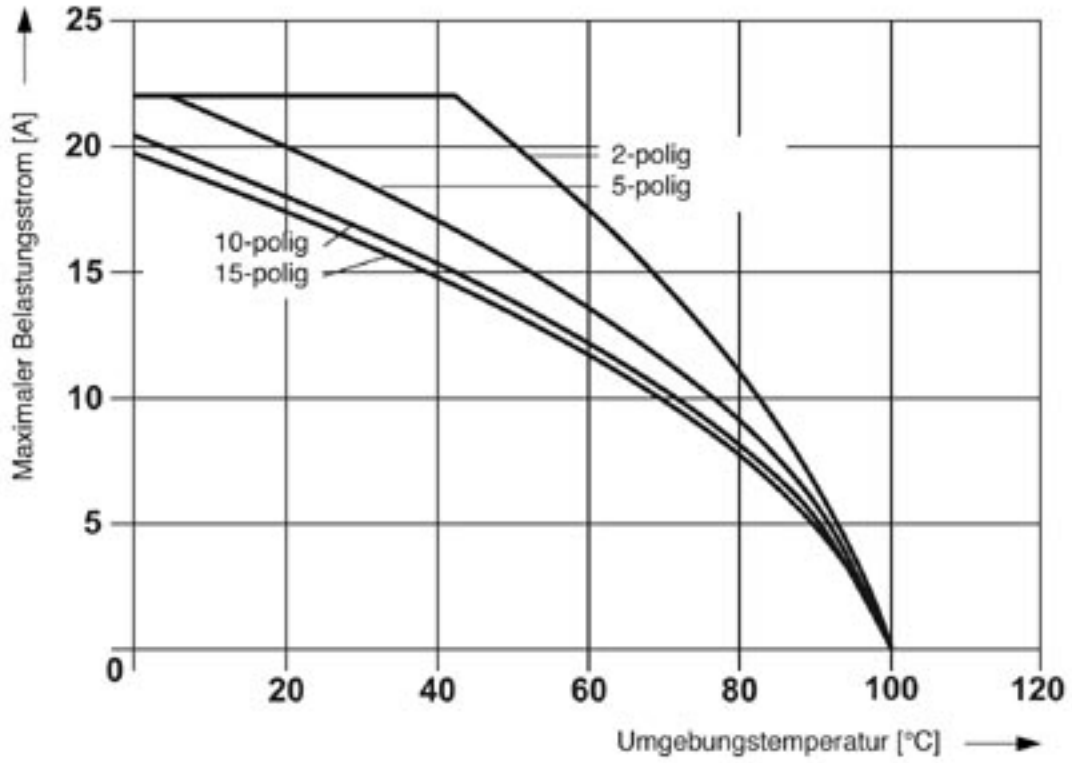
Diagram



Derating curve for ST 2,5-QUATTRO/2P, ST 2,5-QUATTRO/4P and for all plug versions SP...

Plug - SPDB 2,5/ 1-L GNYE - 3043213

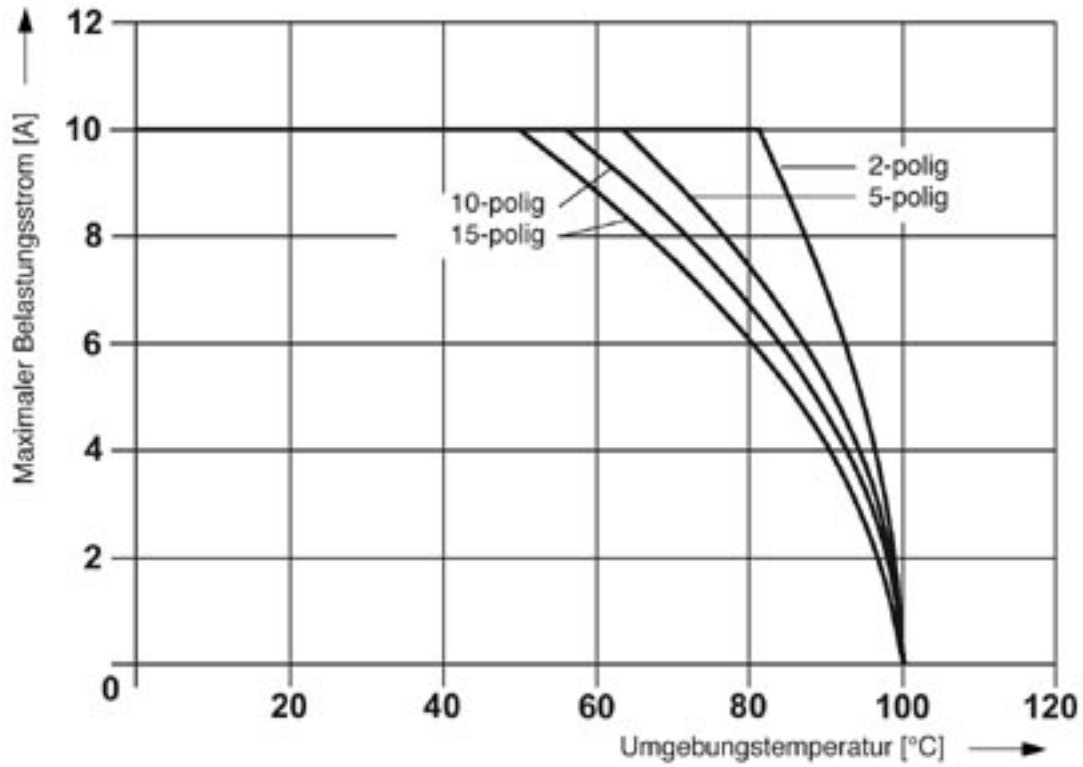
Diagram



Derating curve for STTB 2,5/ 2P, STTB 2,5/ 2P-PV and for all plug versions SP...

Plug - SPDB 2,5/ 1-L GNYE - 3043213

Diagram



Derating curve for ST 2,5-4L/1P, ST 2,5-4L/2P and for all plug versions SP...