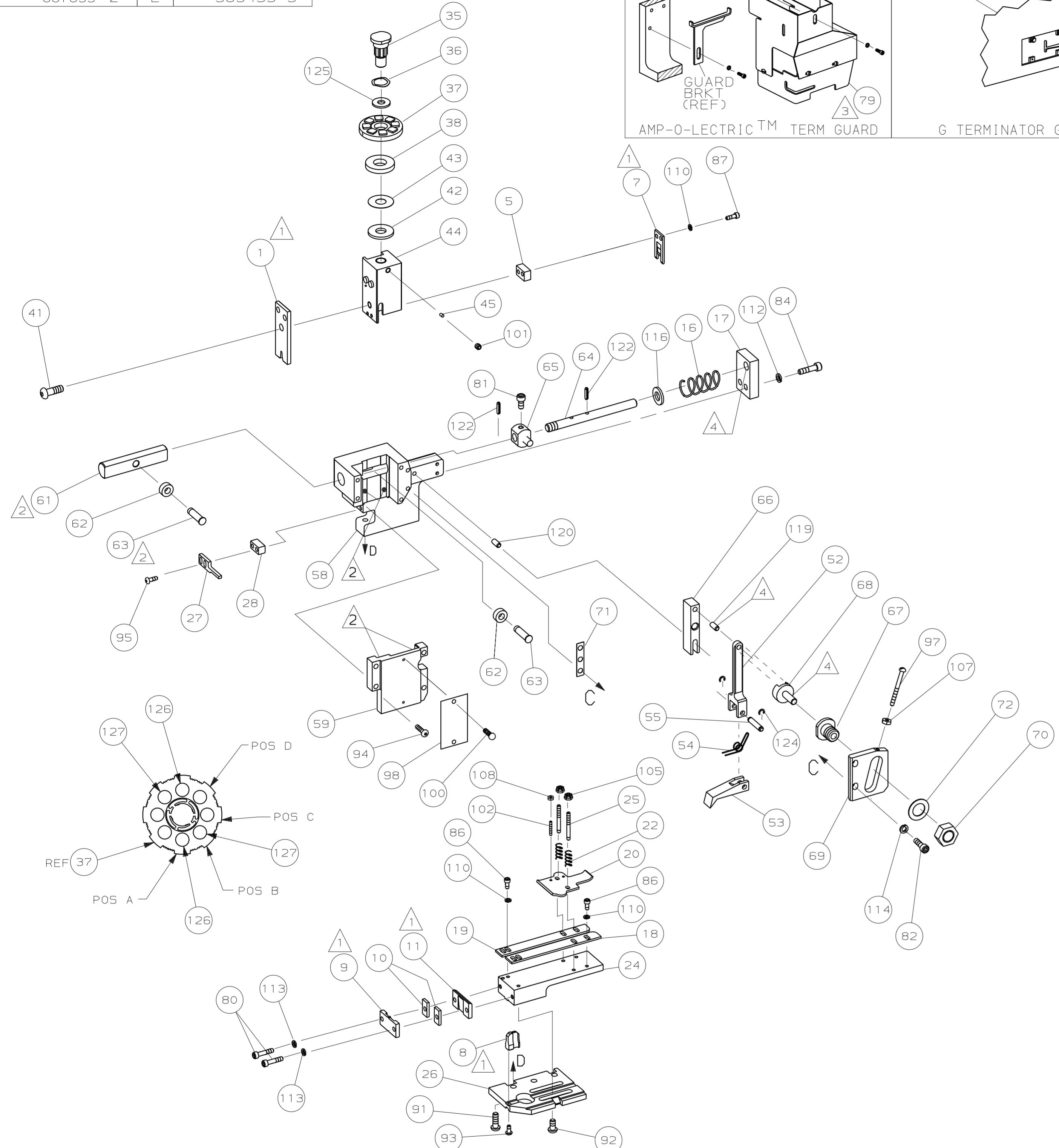
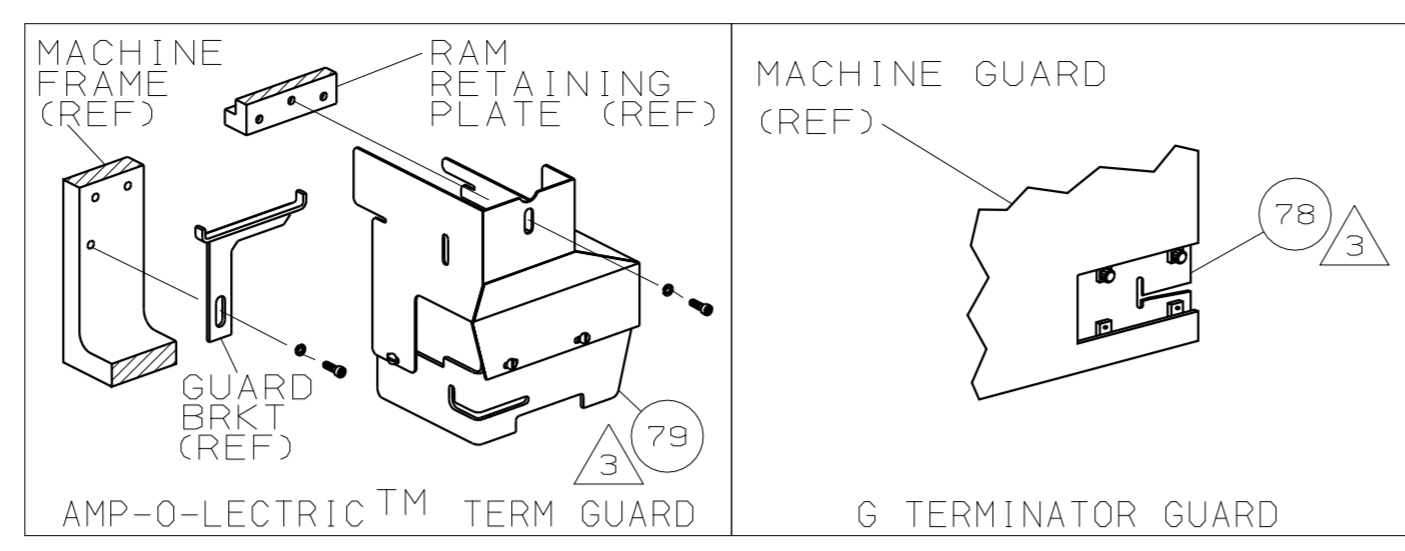


PART NUMBER	REV	FIRST USED
687833-1	E	854400-1
687833-2	E	565435-5

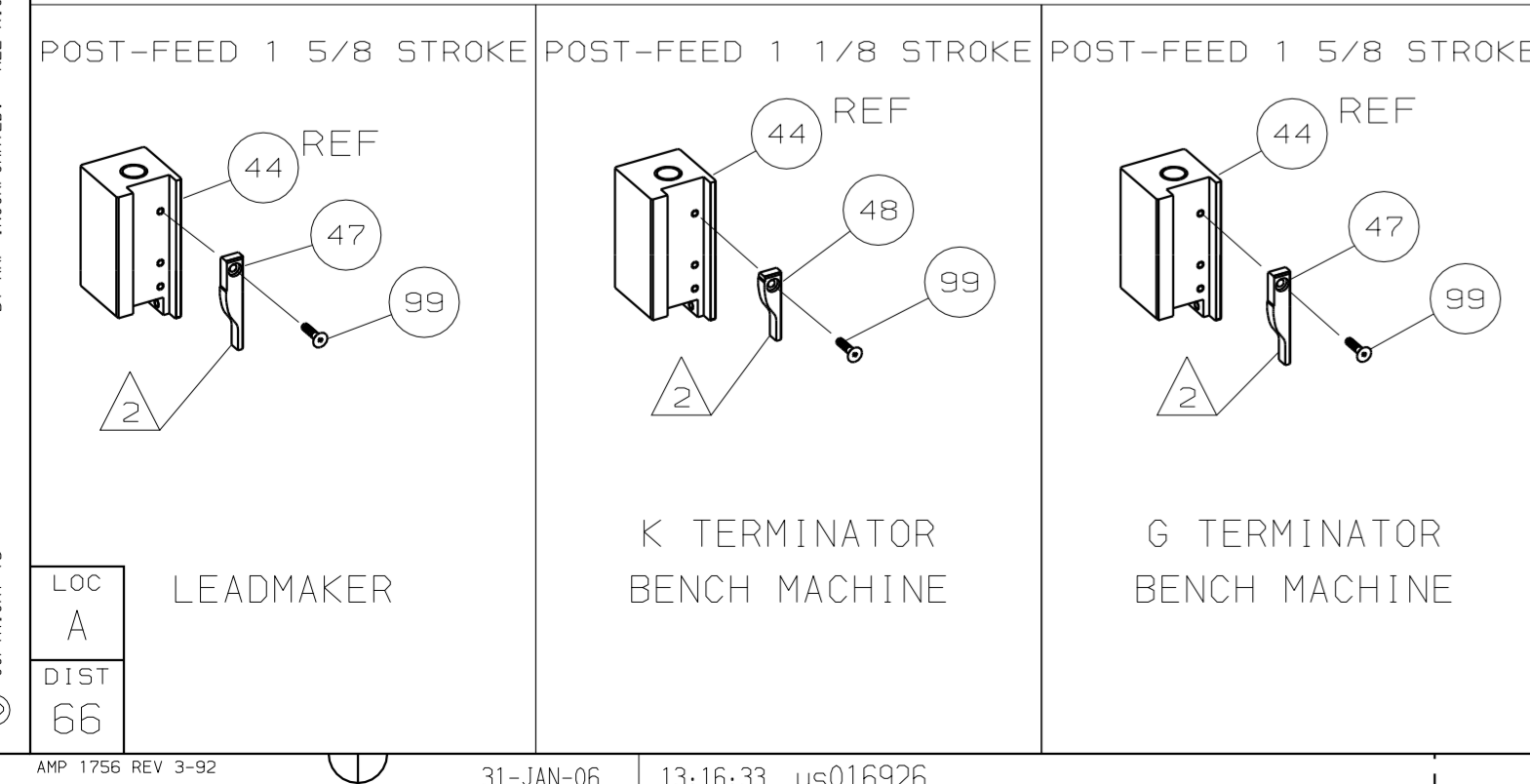


TERMINAL NAME:	SPADE	40891	41495	42113
TERM APPL SPEC	114-2084			

CRIMPING DATA			
PAD LTR	CRIMP HEIGHT	WIRE SIZE	
A	.120 ±.002	10	
B	.108 ±.002	12	
C	NOT	USED	
D	NOT	USED	
CRIMP	SIZE	TYPE	RANGE
WIRE	.180	F	12-10
INSUL	-	-	-
FEED	APPL INST	SET UP GAGE	LAYOUT
.800	408-8039	458638-1	26
WIRE STRIP LENGTH		.235-.265	

-1	LEADMAKER & BENCH MODEL G	MECH POST FEED	
-2	BENCH MODEL K	MECH POST FEED	
REF	REF	- A	22594-8 NUT, HEX 70
REF	REF	- B	240628-1 PLATE, ADJ 69
REF	REF	- B	240626-1 SHAFT, PIVOT 68
REF	REF	- B	240633-1 BUSHING 67
REF	REF	- A	455680-1 LEVER, INTERMEDIATE 66
REF	REF	- B	240629-1 BLOCK, PIVOT 65
REF	REF	- A	240632-2 SCR, ADJ 64
REF	REF	- B	240659-3 PIN, CAM ROLLER 63
REF	REF	- B	240658-1 CAM, ROLLER 62
REF	REF	- B	454398-1 ROD, FEED 61
			60
REF	REF	- C	454220-1 CAP, RAM 59
REF	REF	- D	453736-1 HOUSING 58
			57
			56
REF	REF	- B	240624-1 PIN, FEED FINGER 55
REF	REF	- B	691499-1 SPRING, FEED FINGER 54
REF	REF	- B	240635-1 FINGER, FEED 53
REF	REF	- B	240634-3 LEVER, TERMINAL 52
			51
			50
1	-	- B	690501-3 CAM, POST FEED 1 1/8 ST 48
-	1	- B	690501-4 CAM, POST-FEED 1 5/8 ST 47
			46
1	1	- A	690191-1 PLUG, NYLON 45
1	1	- C	455674-1 RAM 44
1	1	- A	690125-1 WASHER, LAMINATED 43
1	1	- A	1-690124-3 WASHER, RAM 42
1	1	- A	7-21002-9 BOLT, CRIMPER (5/16-24x1.00) 41
			40
			39
1	1	- A	690223-2 SPACER, INSULATION DISC 38
1	1	- D	354777-1 WIRE DISC, PLASTIC 37
1	1	- A	22480-5 WASHER, SPRING 36
1	1	- B	690212-1 POST, RAM 35
			34
			33
1	1	- D	458980-2 APPLICATOR, BASIC (SUB ASSY) 32
			31
			30
			29
1	1	- B	3-690451-2 SPACER, STRIPPER 28
1	1	- A	240639-1 STRIPPER 27
REF	REF	- C	455676-1 PLATE, BASE 26
2	2	- A	22354-8 DRAG, STUD 25
1	1	- B	455678-1 PLATE, STRIP GUIDE 24
			23
2	2	- A	4-22281-1 SPRING, DRAG 22
			21
1	1	- A	454177-1 DRAG, STOCK 20
1	1	- B	458030-4 GUIDE, STRIP (REAR) 19
1	1	- C	458031-4 GUIDE, STRIP (FRONT) 18
REF	REF	- A	454178-1 GUIDE, FEED ROD 17
REF	REF	- A	4-22284-9 SPRING, FEED RETURN 16
			15
			14
			13
			12
1	1	- B	240644-1 PLATE, REAR SHEAR 11
2	2	- C	1-240645-2 SPACER, SHEAR PLATE 10
1	1	- B	240642-1 PLATE, FRONT SHEAR 9
1	1	- D	240654-3 ANVIL 8
1	1	- B	2-240651-0 BLADE, SLUG 7
			6
1	1	- C	240641-3 SPACER, SLUG BLADE 5
			4
			3
			2
1	1	- C	456428-2 CRIMPER, WIRE 1
-2	-1	U/M	DWG SIZE PART NO DESCRIPTION ITEM NO

						129
						128
2	2	-	C	5-354778-6	PIN, WIRE DISC (.2775)B	127
2	2	-	C	3-354778-1	PIN, WIRE DISC (.2650)A	126
1	1	-	A	986950-1	WASHER, FLAT PRECISION	125
REF	REF	-	A	21045-3	RING, RET "C" (ø.187)FD PIN	124
						123
REF	REF	-	A	5-21028-1	PIN, STD SPRING (ø.12)FD ADJ ROD	122
						121
REF	REF	-	A	1-21030-7	PIN, DOWEL (ø.187x1.50)HSG	120
REF	REF	-	A	1-21030-1	PIN, DOWEL (ø.187x.50)LEVER	119
						118
						117
REF	REF	-	A	21899-4	WASHER, FLAT (ø5/16) SCR ADJ	116
						115
REF	REF	-	A	21024-5	WASHER, LOCK (NO.10)FD ADJ PL	114
2	2	-	A	21024-5	WASHER, LOCK (NO.10) SHEAR PL	113
REF	REF	-	A	21024-5	WASHER, LOCK (NO.10)FD ROD GDE	112
						111
6	6	-	A	21024-4	WASHER, LOCK (NO.8) SHEAR BL	110
						109
2	2	-	A	21018-4	NUT, HEX (4-40) DRAG	108
REF	REF	-	A	21018-5	NUT, HEX (6-32)FD ADJ PL	107
						106
2	2	-	A	21022-2	NUT, HEX SL (8-32)DRAG STUD	105
						104
						103
2	2	-	A	2-21006-6	SCR, SKT SET (4-40x.62)DRAG	102
1	1	-	A	21009-2	SCR, SKT SET (1/4-20x.25)RAM	101
2	2	-	A	21017-2	SCR, DRIVE (#2x.19) ID PLATE	100
1	1	-	A	1-21002-7	SCR, BHC (6-32x.38)CAM	99
1	1	-	B	461264-1	PLATE, IDENTIFICATION	98
REF	REF	-	A	6-23715-5	SCR, PAN HD (6-32x1.50)FEED ADJ	97
						96
2	2	-	A	2-21002-2	SCR, BHC (8-32x.50)STRIPPER	95
REF	REF	-	A	2-21002-9	SCR, BHC (10-32x.75)HSG CAP	94
1	1	-	A	22733-8	SCR, BHC (8-32x.38 LW)ANVIL	93
4	4	-	A	3-21002-3	SCR, BHC (1/4-20x.50)ST GD PL	92
REF	REF	-	A	2-22733-8	SCR, BHC (1/4-20x.62)BASE PL	91
						90
						89
						88
2	2	-	A	2-21000-7	SCR, SHC (8-32x.50)SLUG BLADE	87
4	4	-	A	2-21000-6	SCR, SHC (8-32x.38)STRIP GUIDE	86
						85
REF	REF	-	A	3-21000-7	SCR, SKT CAP (10-32x.75)FD GDE	84
						83
REF	REF	-	A	3-21000-6	SCR, SKT CAP (10-32x.62)FD ADJ P	82
REF	REF	-	A	3-21000-4	SCR, SKT CAP (10-32x.38)PIVOT BL	81
2	2	-	A	3-21000-8	SCR, SKT CAP (10-32x.88)SH PL	80
REF	-	-	A	455745-1	GUARD, WINDOW	79
-	REF	-	A	679532-1	INSERT, GUARD	78
						77
						76
						75
						74
						73
REF	REF	-	A	458109-1	WASHER, FLAT (SPECIAL)	72
REF	REF	-	A	690517-1	SPACER	71
-2	-1	U/M	DWG SIZE	PART NO	DESCRIPTION	ITEM NO



- 1 RECOMMENDED SPARE PARTS.
- 2 GREASE LIGHTLY.
- 3 GUARD MUST BE IN PLACE WHEN OPERATING APPLICATOR IN A BENCH MACHINE.
- 4 LUBRICATE DAILY USING NO. 20 MACHINE OIL.
- 5. ITEMS WITH QTY OF REF SPECIFIED (EXCEPT ITEMS 78 AND 79) ARE USED ON ITEM 32.
- 6 ITEM 78 USED WITH G TERMINATOR ONLY.

LOC A	LEADMAKER	LOC K	K TERMINATOR BENCH MACHINE	LOC G	G TERMINATOR BENCH MACHINE
DIST 66					

QTY RECD PER ASSY				PARTS LIST			
DIMENSIONS IN INCHES. DO NOT SCALE PRINT. TOLERANCES UNLESS OTHERWISE SPECIFIED:				MATERIAL			
1 PLC DEC ±				HT TR			
2 PLC DEC ±				FIN			
3 PLC DEC ±							
4 PLC DEC ±							
ANGLES ±							
SURF TEXTURE: ✓							
REMOVE BURRS, BREAK SHARP EDGES R.015 MAX							
SCALE				REVISION RECORD			
DWG NO 687833				DATE			

THIS DRAWING IS A CONTROLLED DOCUMENT.

THIS DRAWING IS UNPUBLISHED. RELEASED FOR PUBLICATION BY AMP INCORPORATED. ALL RIGHTS RESERVED. AMP 1756 REV 3-92 31-JAN-06 13:16:33 us016926

30 31 32 33 34 35 36 37 38 39 40 41 42 43 44 45 46 47 48 49 50 51 52 53 54 55 56 57 58 59 60 61 62 63 64 65 66 67 68 69 70 71 72 73 74 75 76 77 78 79 80 81 82 83 84 85 86 87 88 89 90 91 92 93 94 95 96 97 98 99 100 101 102 103 104 105 106 107 108 109 110 111 112 113 114 115 116 117 118 119 120 121 122 123 124 125 126 127 128 129