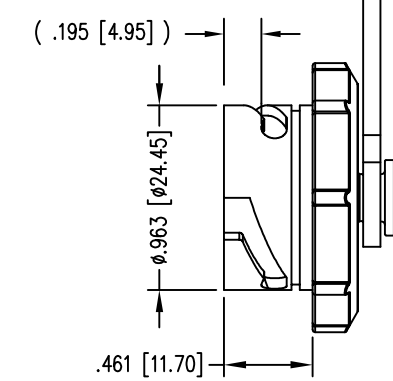
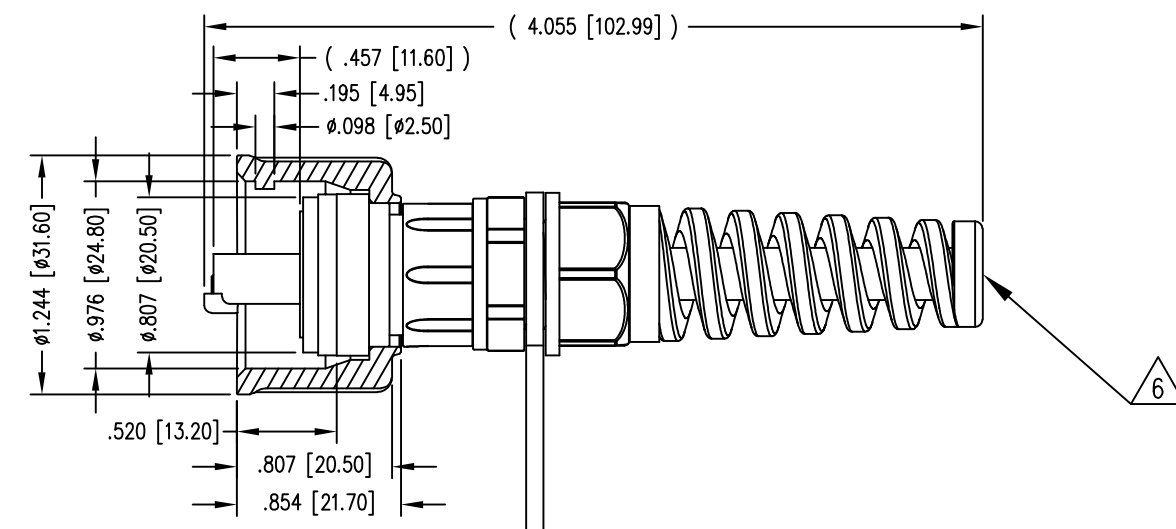
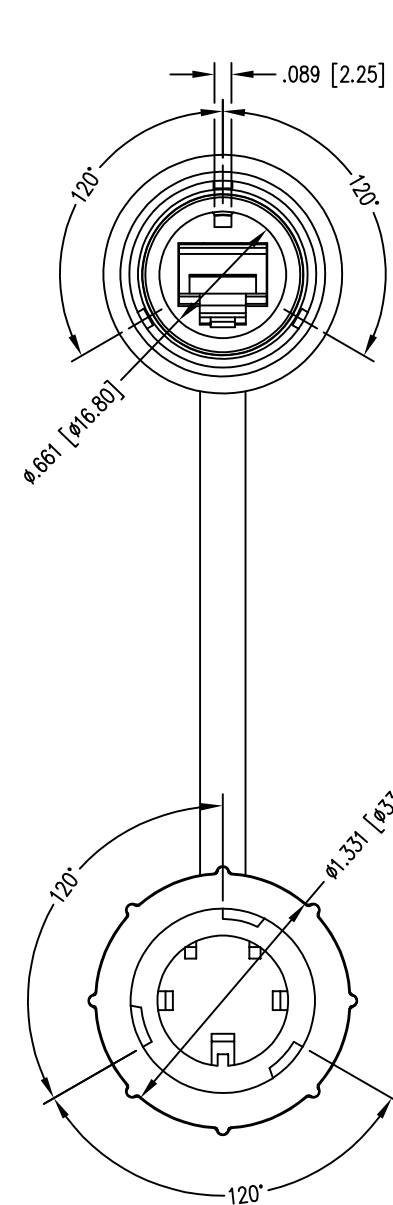
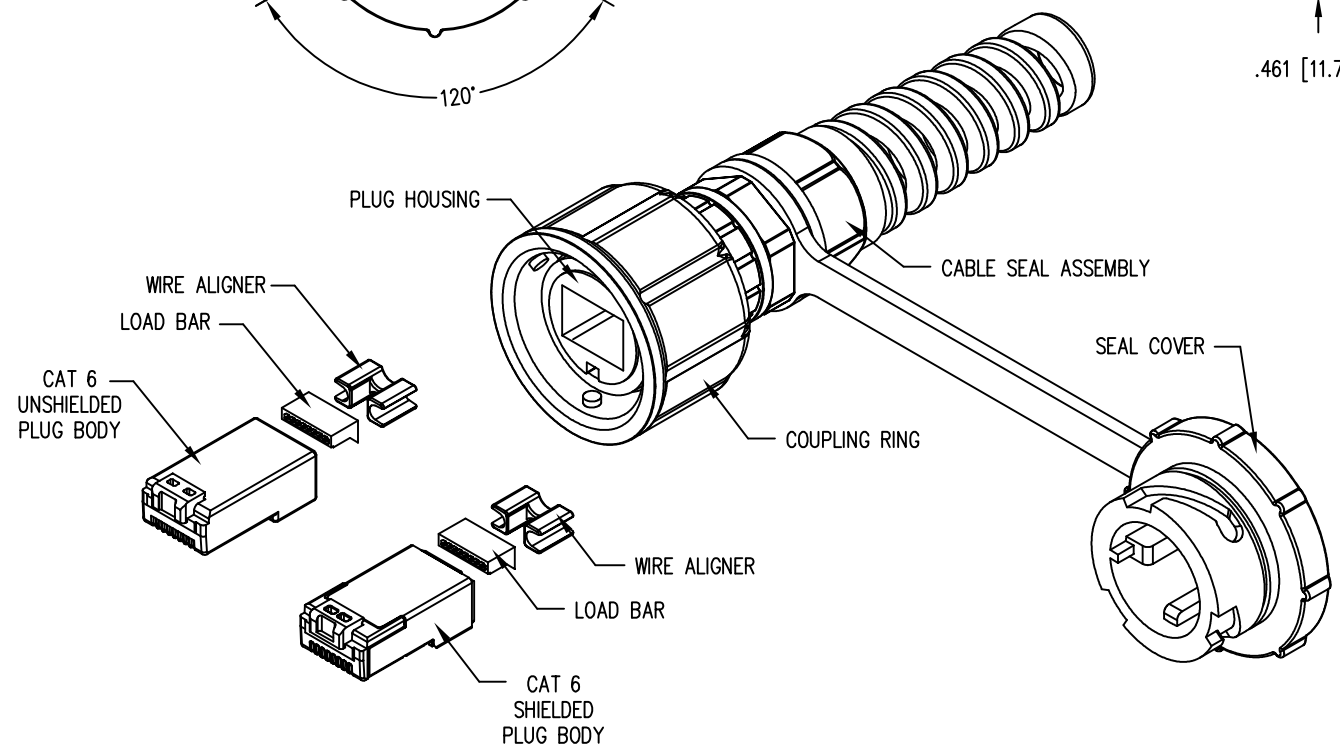


DATE	REV	ECN	APP'D. BY
5-9-17	A1	10999	TRM
5-12-17	A2	11003	TRM



- NOTES:
- MATERIALS:
 PLUG BODY: POLYCARBONATE UL94 V-0, COLOR: CLEAR
 PLUG HOUSING: HIGH IMPACT PLASTIC UL94 V-0, COLOR: BLACK
 WIRE ALIGNER: POLYCARBONATE UL94 V-0, COLOR: CLEAR
 LOAD BAR: POLYCARBONATE UL94 V-0, COLOR: BLACK
 CONTACTS: COPPER ALLOY
 CONTACT PLATING: SELECTIVE GOLD OR EQUIVALENT IN THE CONTACT AREA
 SEE CHART FOR PART NUMBER
 SHIELD: COPPER ALLOY, NICKEL PLATE
 - CONTACTS TERMINATE SOLID OR STRANDED CONDUCTORS BETWEEN .037 [0.94] TO .042 [1.07] OUTSIDE DIAMETER OF INSULATION.
 - PLUG DIMENSIONS AND TOLERANCES COMPLY WITH TIA-1096 STANDARD.
 - DESIGNED FOR CATEGORY 6 APPLICATIONS.
 - INTERNATIONAL PROTECTION CODE MEETS IP67.
 - FOR 0.177 [4.5] MIN. - 0.307 [7.8] MAX. CABLE

SHIELDED	50 MICRO-INCHES [1.27um]	SS-39400-005
UNSHIELDED	50 MICRO-INCHES [1.27um]	SS-39400-004
PLUG TYPE	CONTACT PLATING IN MATING AREA	PART NUMBER



THIRD ANGLE PROJECTION	 1118 Susquehanna Trail South Glen Rock, PA 17327-9199 (717) 235-7512 http://www.stewartconnector.com
DO NOT SCALE DRAWING DRAWING IS SUBJECT TO CHANGE WITHOUT NOTICE	
DIMENSIONS: INCHES [METRIC]	TITLE: INDUSTRIAL PLUG IP67 (UTP/FTP) CAT 6 WITH PLASTIC HOUSING AND SHIELDED PLASTIC HOUSING
UNLESS OTHERWISE SPECIFIED TOLERANCES ARE ±.005 [0.13] ANGLES ARE ± 1°	DRN BY: TRM DATE: 10-17-16
SHEET NO. 1 OF 1	APPD BY: DHG DATE: 10-27-16
	DWG NO. CT390168 REV. A2