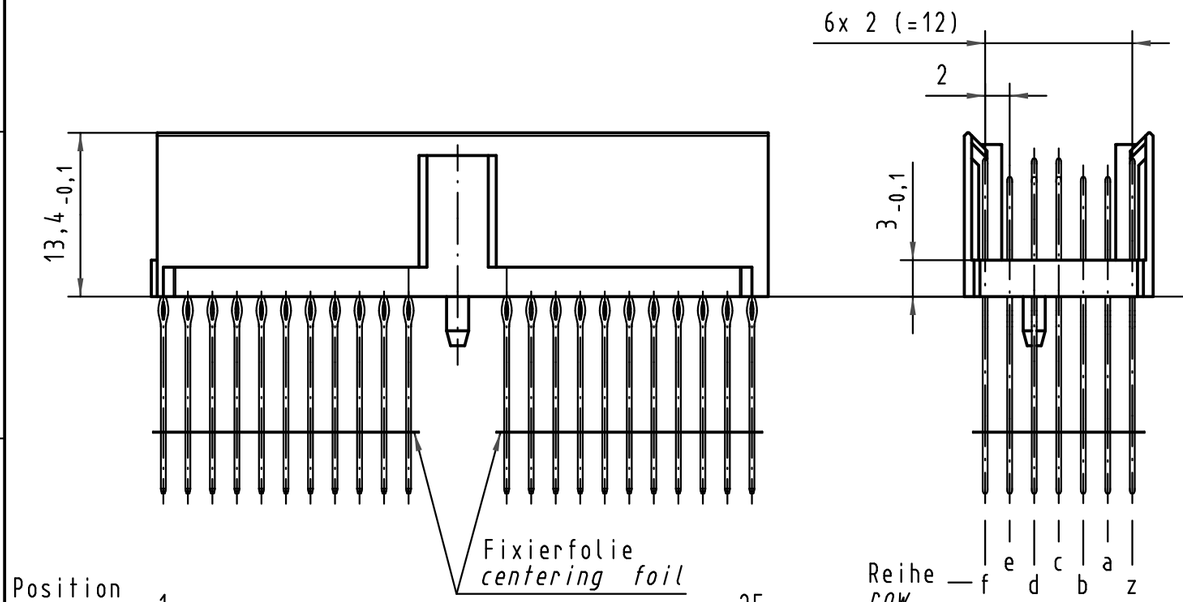

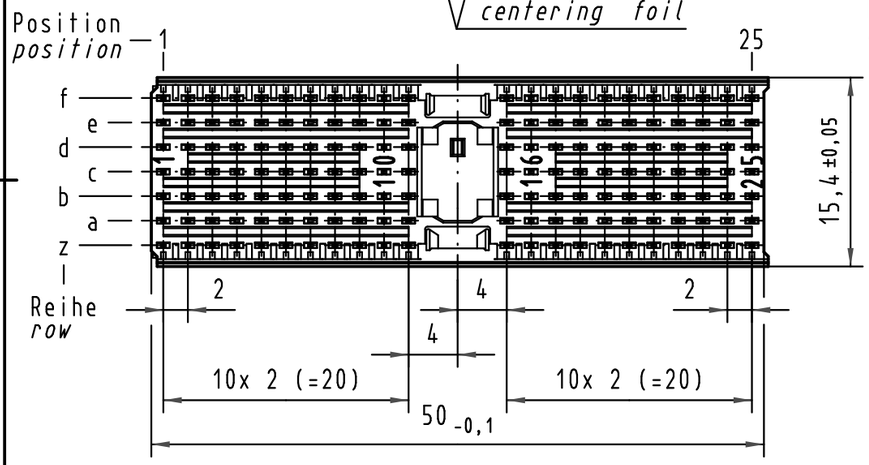

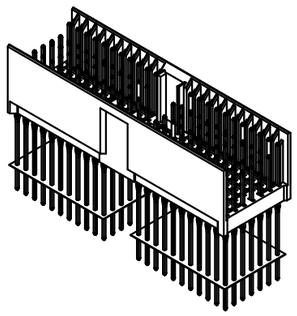

Kontakt-Maße
contact dimensions

(Längen der Steck- und Anschlußseite gelten für eingepreßte Steckverbinder)
(mating and termination length of contacts apply to pressed in connectors)

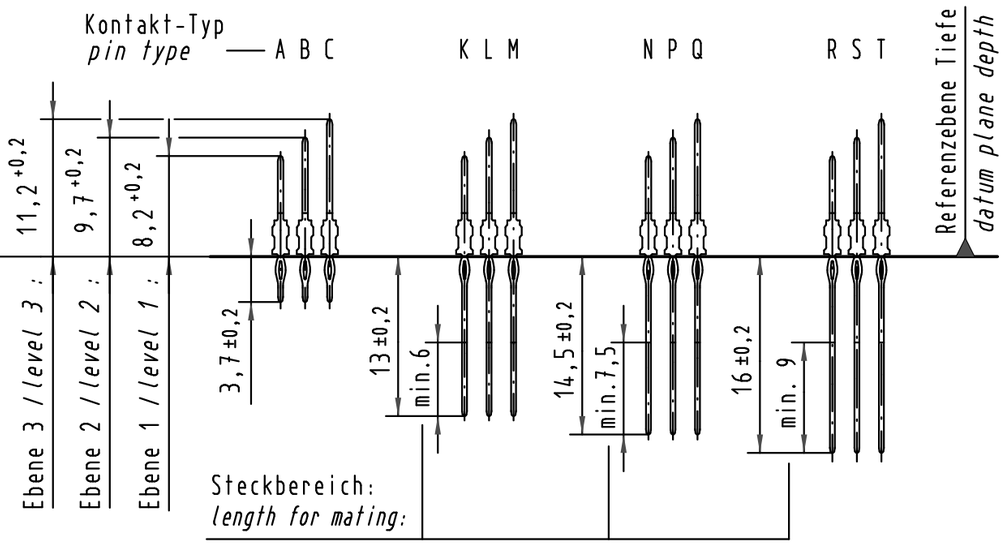

Kontaktbelegung
contact loading

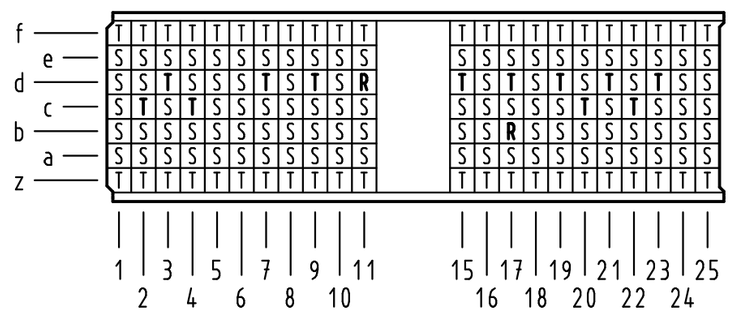

Lochbild
board drillings

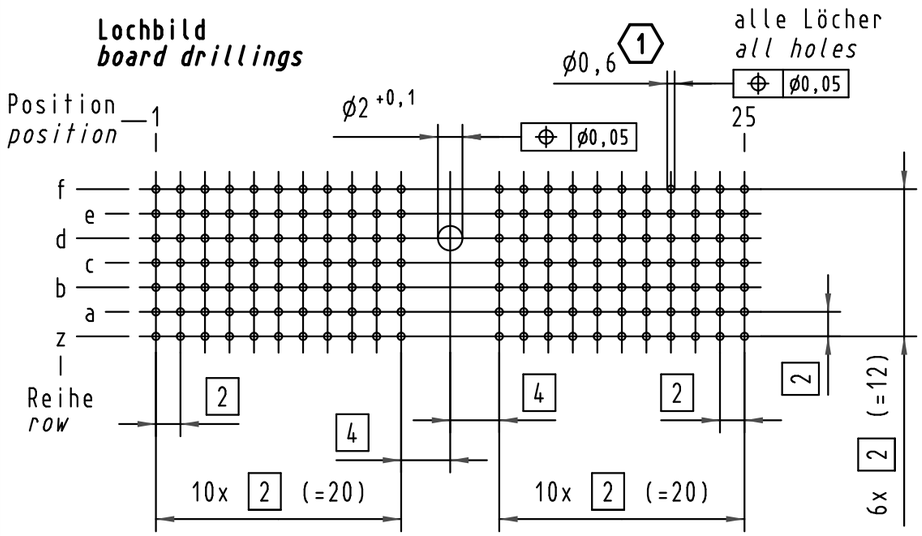

1 Empfohlener Lochaufbau und weitere Informationen siehe: DS 17 00 110 0101
recommended configuration of plated through holes and further information see: DS 17 00 110 0101

17 01 154 4603	S4
17 01 154 2603	2
17 01 154 1603	1
Bestell-Nr. *part-no.*	Anforderungsstufe *performance level* 1

			Techn. Character.			
				Dat.	Name	Maßstab/*Scale*
			Detail.	09.11.99	Hl.	2 : 1
35947	11.12.09	Hage.	Insp.	09.11.99	Pa.	
34337	16.05.07	Cla	Stand.			
29375	29.03.01	Hl.				
26851						
Mod.	Dat.	Name				

All Dimensions in mm
Original Size DIN A 3

HARTING Electronics GmbH & Co. KG
D-32339 ESPELKAMP

Nicht tolerierte Maße/*Free size tolerances*
IEC 61076-4-101

har-bus HM Messerleiste Typ A
154pol.,Anschlußlänge 16mm
har-bus HM male connector type A
154pol.,termination length 16mm

TB 17 01 154 x603

Blatt/*page*

Sub.

Alle Rechte vorbehalten/ *All rights reserved*