

Feed-through terminal block - MZDB 1.5 BU - 3005332

Please be informed that the data shown in this PDF Document is generated from our Online Catalog. Please find the complete data in the user's documentation. Our General Terms of Use for Downloads are valid (<http://download.phoenixcontact.com>)




Feed-through terminal block, Connection method: Spring-cage connection, Cross section: 0.14 mm² - 2.5 mm², AWG: 26 - 14, Width: 10.4 mm, Color: blue, Mounting type: NS 15

Why buy this product

- Can be used in smaller terminal boxes



Key commercial data

Packing unit	1
Minimum order quantity	50
Catalog page	Page 233 (CL1-2011)
GTIN	 4 017918 106645
Custom tariff number	85369010
Country of origin	CHINA

Technical data

General

Number of levels	1
Number of connections	4
Color	blue
Insulating material	PA
Inflammability class according to UL 94	V0

Dimensions

Width	10.4 mm
Length	32 mm

Technical data

Maximum load current	24 A (with 2.5 mm ² conductor cross section)
Rated surge voltage	8 kV
Pollution degree	3

Feed-through terminal block - MZDB 1.5 BU - 3005332

Technical data

Technical data

Surge voltage category	III
Insulating material group	I
Connection in acc. with standard	IEC 60947-7-1
Nominal current I_N	17.5 A (the maximum load current must not be exceeded by the total current of all connected conductors)
Nominal voltage U_N	800 V
Open side panel	ja

Connection data

Conductor cross section solid min.	0.14 mm ²
Conductor cross section solid max.	2.5 mm ²
Conductor cross section AWG/kcmil min.	26
Conductor cross section AWG/kcmil max	14
Conductor cross section stranded min.	0.14 mm ²
Conductor cross section stranded max.	1.5 mm ²
Min. AWG conductor cross section, stranded	26
Max. AWG conductor cross section, stranded	16
Conductor cross section stranded, with ferrule without plastic sleeve min.	0.14 mm ²
Conductor cross section stranded, with ferrule without plastic sleeve max.	1.5 mm ²
Conductor cross section stranded, with ferrule with plastic sleeve min.	0.14 mm ²
Conductor cross section stranded, with ferrule with plastic sleeve max.	1.5 mm ²
2 conductors with same cross section, stranded, TWIN ferrules with plastic sleeve, min.	0.5 mm ²
2 conductors with same cross section, stranded, TWIN ferrules with plastic sleeve, max.	1 mm ²
Connection method	Spring-cage connection
Stripping length	9 mm
Internal cylindrical gage	A 1

Classifications

ETIM

ETIM 2.0	EC000897
ETIM 3.0	EC000897
ETIM 4.0	EC000897
ETIM 5.0	EC000897

UNSPSC

UNSPSC 11	39121410
UNSPSC 12.01	39121410
UNSPSC 13.2	39121410

Feed-through terminal block - MZDB 1.5 BU - 3005332

Classifications

UNSPSC

UNSPSC 6.01	30211811
UNSPSC 7.0901	39121410

eCl@ss

eCl@ss 4.0	27141123
eCl@ss 4.1	27141123
eCl@ss 5.0	27141120
eCl@ss 5.1	27141120
eCl@ss 6.0	27141120
eCl@ss 7.0	27141120

Approvals

Approvals

Approvals


UL Recognized / cUL Recognized / GOST / cULus Recognized


Ex Approvals

ATEX

Approvals submitted

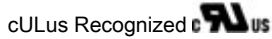
Approval details

UL Recognized 	
mm ² /AWG/kcmil	26-14
Nominal current I _N	15 A
Nominal voltage U _N	600 V

cUL Recognized 	
mm ² /AWG/kcmil	26-14
Nominal current I _N	15 A
Nominal voltage U _N	600 V

Feed-through terminal block - MZDB 1.5 BU - 3005332

Approvals



Accessories

Accessories

Assembly

End cover - D-MZB 1,5 - 3024177



End cover, Length: 32 mm, Width: 4 mm, Color: gray

End cover - D-MZB 1,5 BU - 3024423



End cover, Length: 32 mm, Width: 4 mm, Color: blue

DIN rail - NS 15 UNPERF 2000MM - 1401695

DIN rail, material: Steel, unperforated, height 5.5 mm, width 15 mm, length: 2 m

DIN rail perforated - NS 15 PERF 2000MM - 1401682

DIN rail, material: steel galvanized and passivated with a thick layer, perforated, height 5.5 mm, width 15 mm, length: 2000 mm

DIN rail - NS 15 AL PERF 2000MM - 1401763

DIN rail, material: Aluminum, perforated, height 5.5 mm, width 15 mm, length: 2 m

DIN rail - NS 15 WH PERF 2000MM - 1204096

Feed-through terminal block - MZDB 1.5 BU - 3005332

Accessories

DIN rail, material: steel, perforated, height 5.5 mm, width 15 mm, length: 2 m

End clamp - E/MBK - 1401637



End clamp, width: 6.2 mm, color: gray

Bridges

Insertion bridge - ESB 2-FK - 3131138

Insertion bridge, Number of positions: 2

Insertion bridge - ESB 2-MZDB - 3029703



Insertion bridge, Number of positions: 2, Color: gray

Marking

Zack Marker strip, flat - ZBF 5:UNBEDRUCKT - 0808642



Zack Marker strip, flat, Strip, white, Unlabeled, Can be labeled with: Plotter, Mounting type: Snap into flat marker groove, For terminal block width: 5 mm, Lettering field: 5.1 x 5.2 mm

Zack Marker strip, flat - ZBF 5 CUS - 0825025



Zack Marker strip, flat, Can be ordered: Strip, white, Labeled according to customer specifications, Mounting type: Snap into flat marker groove, For terminal block width: 5 mm, Lettering field: 5.15 x 5.15 mm

Feed-through terminal block - MZDB 1.5 BU - 3005332

Accessories

Marker for terminal blocks - UC-TMF 5 - 0818153



Marker for terminal blocks, Sheet, white, Unlabeled, Can be labeled with: BLUEMARK CLED, Bluemark, Plotter, Mounting type: Snap into flat marker groove, For terminal block width: 5.2 mm, Lettering field: 4.6 x 5.1 mm

Marker for terminal blocks - UC-TMF 5 CUS - 0824638



Marker for terminal blocks, Can be ordered: By sheet, white, Labeled according to customer specifications, Mounting type: Snap into flat marker groove, For terminal block width: 5.2 mm, Lettering field: 4.6 x 5.1 mm

Marker for terminal blocks - UCT-TMF 5 - 0828744



Marker for terminal blocks, Sheet, white, Unlabeled, Can be labeled with: Thermomark C+, Thermomark C, BLUEMARK CLED, Bluemark, Mounting type: Snap into flat marker groove, For terminal block width: 5.2 mm, Lettering field: 4.4 x 4.7 mm

Marker for terminal blocks - UCT-TMF 5 CUS - 0829658



Marker for terminal blocks, Can be ordered: By sheet, white, Labeled according to customer specifications, Mounting type: Snap into flat marker groove, For terminal block width: 5.2 mm, Lettering field: 4.4 x 4.7 mm

Tools

Screwdriver - SZF 1-0,6X3,5 - 1204517



Actuation tool, for ST terminal blocks, also suitable for use as a bladed screwdriver, size: 0.6 x 3.5 x 100 mm, 2-component grip, with non-slip grip

Feed-through terminal block - MZDB 1.5 BU - 3005332

Accessories

Screwdriver - ST-BW - 1207608



Actuation tool, for all 2.5 mm² - 4.0 mm² spring-cages

Drawings

Circuit diagram



© Phoenix Contact 2012 - all rights reserved
<http://www.phoenixcontact.com>