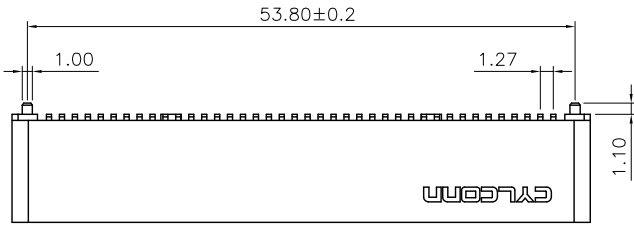


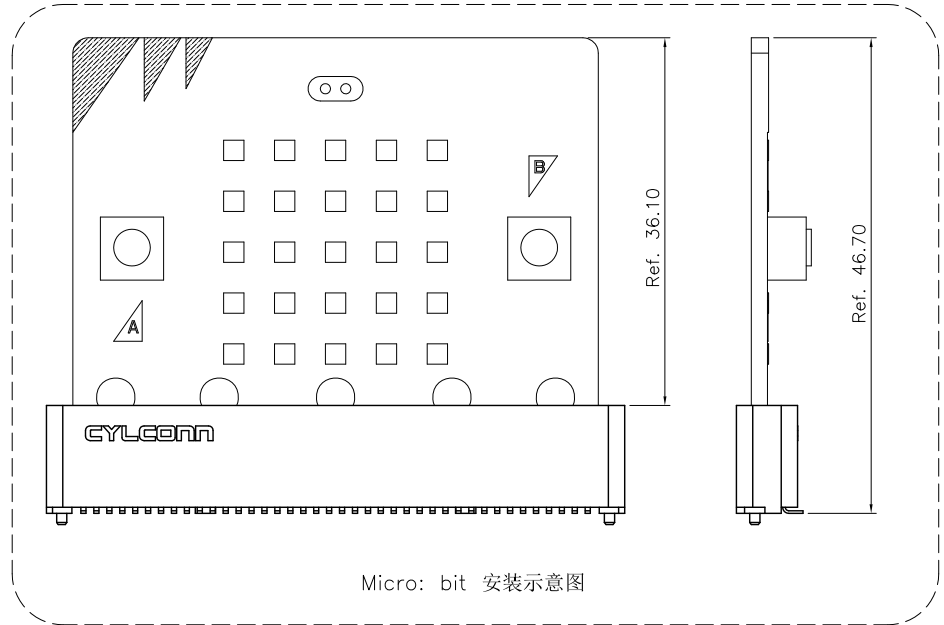
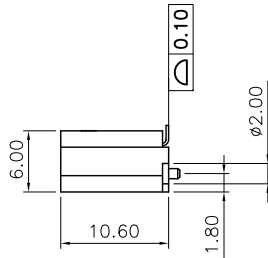
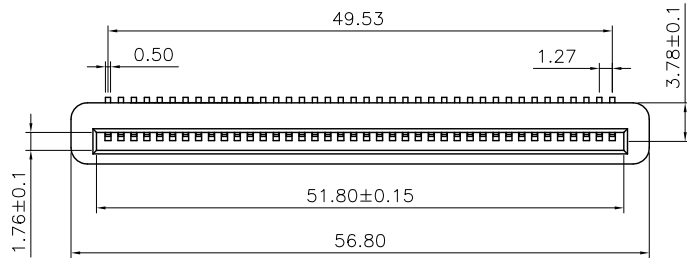


REVISIONS				
LTR	DESCRIPTION	DATE	DWN	APVD
A	RELEASED	17\11\28	AW	WK

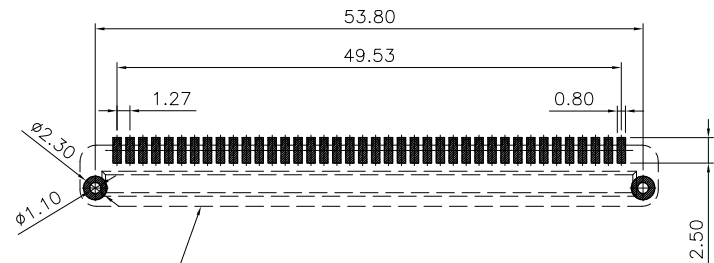


机械特性:  
 1. micro bit 与连接器插拔拔力 : 1Kg .  
 2. 插拔寿命: 1500次.

电气特性:  
 1. 额定电压: 250V AC.  
 2. 额定电流: 1AMP .  
 3. 接触阻抗 : 30 mΩ .  
 4. 绝缘阻抗 : 1000 MΩ . 500V DV.  
 5. 耐电压 : 500V 1Minute .



■ 表示焊接区域



Connector Outline

TOLERANCE: ±0.05  
 RECOMMENDED PCB LAYOUT  
 (TOP VIEW)

材质说明:

1. 塑胶主体 : 耐高温尼龙树脂, 加玻璃纤维30%.
2. 端子: 磷铜合金 ,T=0.25.
3. 固定柱 : 黄铜合金, T=0.30 .

电镀要求:

1. 端子接触区域镀金 3u" min. ;焊接区域镀锡80u" min. 镍底 50u" min.
2. 固定柱表面镀锡80u" min.; 镍底50u" min. .

安规测试:

1. 产品符合 RoHS.

白色	MIC127-140-B02
黑色	MIC127-140-A01
塑胶颜色	PART NUMBER (料号)

THIS DRAWING IS A CONTROLLED DOCUMENT.		DWN A. WU	2017\11\28	<b>东莞市宇亮电子有限公司</b> DONG GUAN YU LIANG ELECTRONICS CO., LTD	
DIMENSIONS: mm		CHEK S. CHIEN	2017\11\28		
TOLERANCES UNLESS OTHERWISE SPECIFIED:		APVD Abel	2017\11\28	NAME Micro Bit-connector_40p 180度 SMT 端子	
 THIRD ANGLE PROJECTION		PRODUCT SPEC —	—	SIZE A4	DRAWING No. YL-ED-OXXXX
0 PLC ± 0.50 1 PLC ± 0.30 2 PLC ± 0.20 3 PLC ± 0.15 4 PLC ± - ANGLES ± 3°		WEIGHT —	—	CUSTOMER DRAWING	
			SCALE 1 : 1	SHEET 1 of 1	