

THIS DRAWING IS UNPUBLISHED. RELEASED FOR PUBLICATION

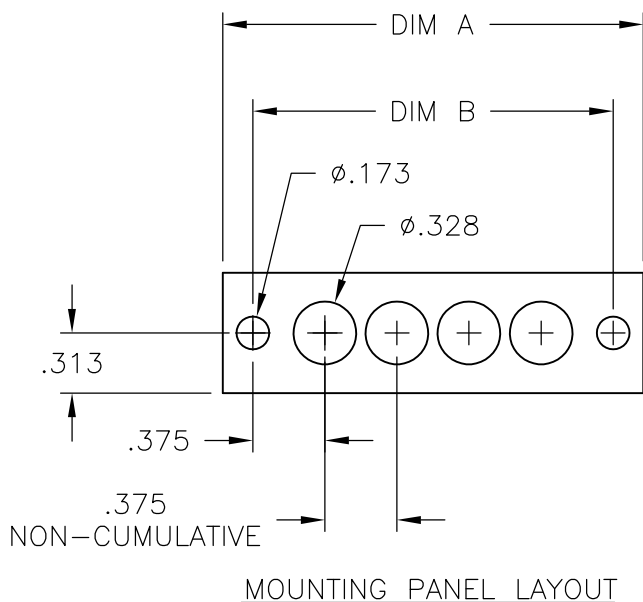
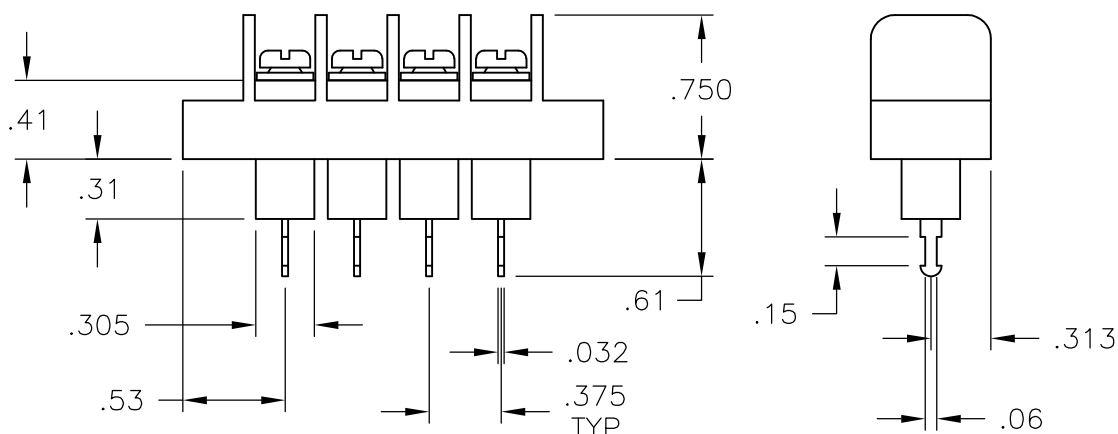
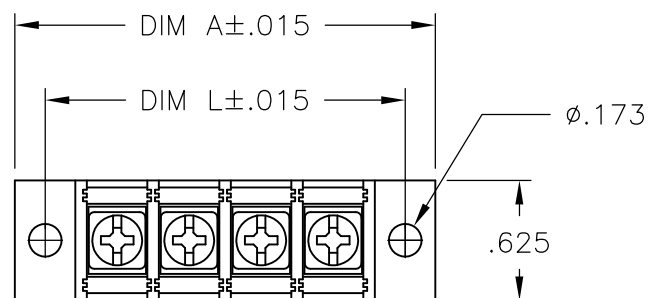
© COPYRIGHT BY TYCO ELECTRONICS CORPORATION. ALL RIGHTS RESERVED.

| | | | | | |
|-----------|-----------|---------------------------|---------|-----|------|
| LOC FT | DIST 0 | REVISIONS | | | |
| P | LTR | DESCRIPTION | DATE | DWN | APVD |
| | B | REVISED PER ECO-10-013614 | 13OCT10 | HMR | CR |

MATERIAL:
 HOUSING: THERMOPLASTIC, UL94V-0, BLACK.
 TERMINALS: BRIGHT TIN OVER COPPER ALLOY.
 SCREWS: #6-32 STEEL, ZINC PLATING W/ CLEAR CHROMATE. (EXCEPT WHERE NOTED.)
 PITCH (TERMINAL SPACING): .375"

ELECTRICAL:
 RATED CURRENT UL/CSA:
 CLASS C: 20A, 300V
 CLASS D: 5A, 600V
 WIRE RANGE: 12-22 AWG

MECHANICAL:
 RECOMMENDED TORQUE: 7 IN-LB
 OPERATING TEMP.: 105°C MAX



| | | | | |
|--------|--------|-------------|----------------|-------------|
| 9.000 | 9.314 | 23 | JC6-T308-23 | 4-1546701-2 |
| 8.625 | 8.939 | 22 | JC6-T308-22 | 4-1546701-1 |
| 8.250 | 8.564 | 21 | JC6-T308-21 | 4-1546701-0 |
| 7.875 | 8.189 | 20 | JC6-T308-20 | 3-1546701-9 |
| 7.500 | 7.814 | 19 | JC6-T308-19 | 3-1546701-8 |
| 7.125 | 7.439 | 18 | JC6-T308-18 | 3-1546701-7 |
| 6.750 | 7.064 | 17 | JC6-T308-17 | 3-1546701-6 |
| 6.375 | 6.689 | 16 | JC6-T308-16 | 3-1546701-5 |
| 6.000 | 6.314 | 15 | JC6-T308-15 | 3-1546701-4 |
| 5.625 | 5.939 | 14 | JC6-T308-14 | 3-1546701-3 |
| 5.250 | 5.564 | 13 | JC6-T308-13 | 3-1546701-2 |
| 4.875 | 5.189 | 12 | JC6-T308-12 | 3-1546701-1 |
| 4.500 | 4.814 | 11 | JC6-T308-11 | 3-1546701-0 |
| 4.125 | 4.439 | 10 | JC6-T308-10 | 1437666-6 |
| 3.750 | 4.064 | 9 | JC6-T308-09 | 1437666-5 |
| 3.375 | 3.689 | 8 | JC6-T308-08 | 1437666-4 |
| 3.000 | 3.314 | 7 | JC6-T308-07 | 2-1546701-9 |
| 2.625 | 2.939 | 6 | JC6-T308-06 | 1437666-3 |
| 2.250 | 2.564 | 5 | JC6-T308-05 | 1437666-2 |
| 1.875 | 2.189 | 4 | JC6-T308-04 | 1437666-1 |
| 1.500 | 1.814 | 3 | JC6-T308-03 | 9-1437665-9 |
| 1.125 | 1.439 | 2 | JC6-T308-02 | 9-1437665-8 |
| DIM. L | DIM. A | NO. OF POS. | CATALOG NUMBER | PART NO. |

| | | | | |
|--|--|------------------------------|---|---------------|
| THIS DRAWING IS A CONTROLLED DOCUMENT. | | DWN S SCHLEGEL 1/25/06 | Tyco Electronics Corporation Harrisburg, PA 17105-3608 | |
| DIMENSIONS: INCHES | | CHK S YODER 1/25/06 | NAME | |
| TOLERANCES UNLESS OTHERWISE SPECIFIED: | | APVD S YODER 1/25/06 | JC6-T308-XX ASSEMBLY | |
| 0 PLC ± - | | PRODUCT SPEC | SIZE | |
| 1 PLC ± - | | APPLICATION SPEC | CAGE CODE | DRAWING NO |
| 2 PLC ± .02 | | WEIGHT | A300779 | C-9-1437665-8 |
| 3 PLC ± .010 | | CUSTOMER DRAWING | RESTRICTED TO | |
| 4 PLC ± - | | SCALE | NTS | SHEET 1 OF 1 |
| ANGLES ± - | | REV | B | |
| FINISH | | | | |