Alle Rechte vorbehalten/ All rights reserved

X
(Lochbild)
(board drillings)

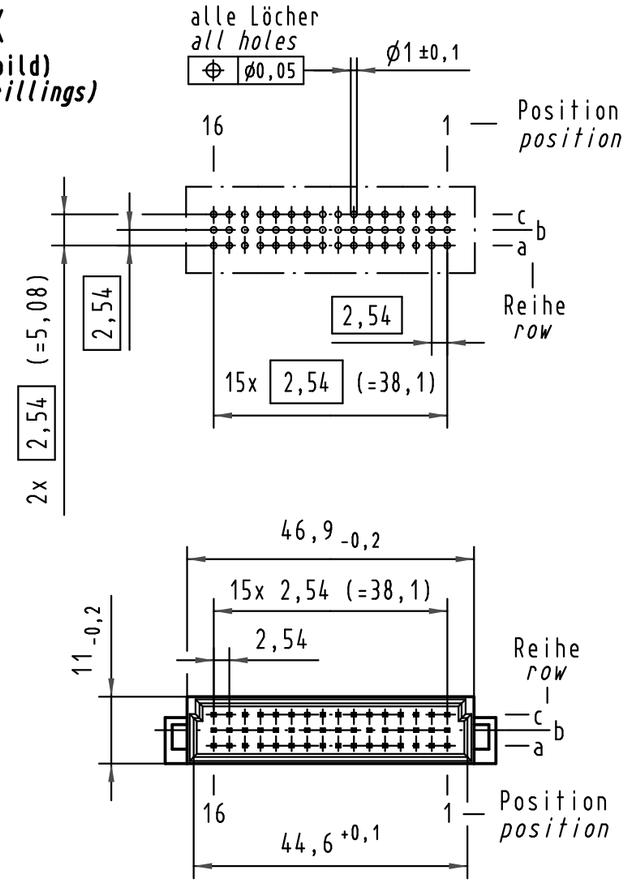

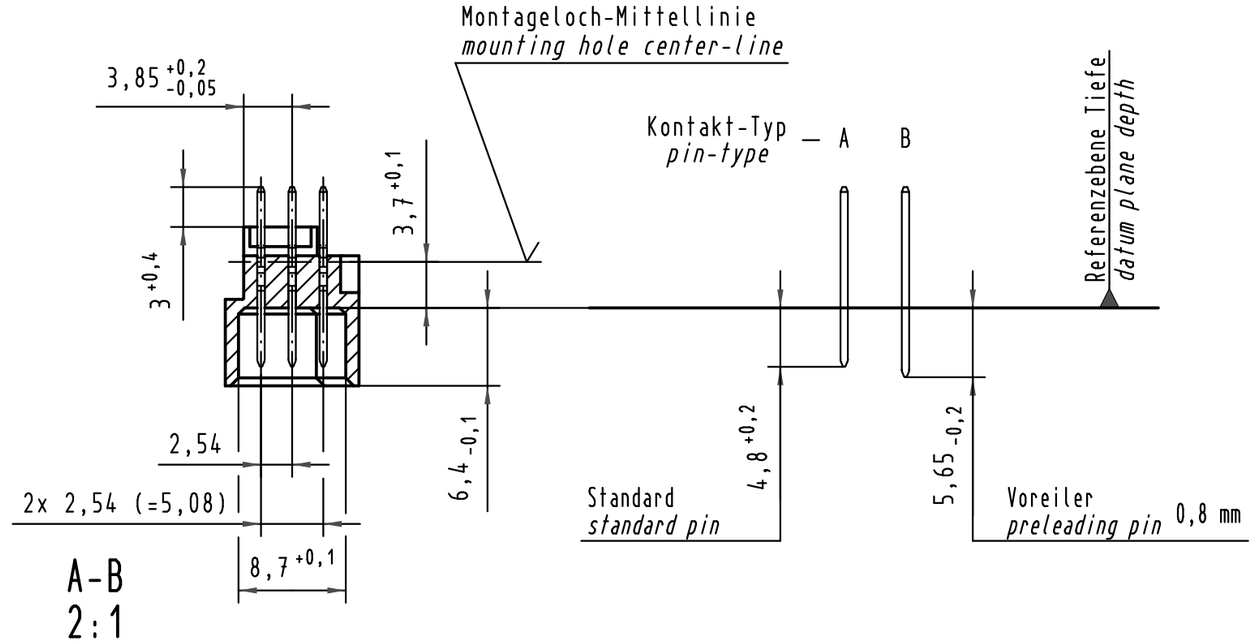

A-B
2:1

X Kontaktbelegung
contact loading

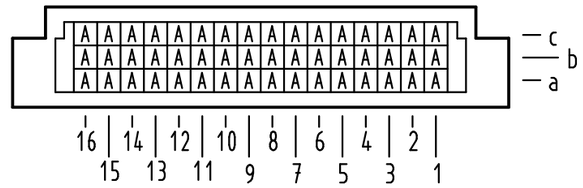

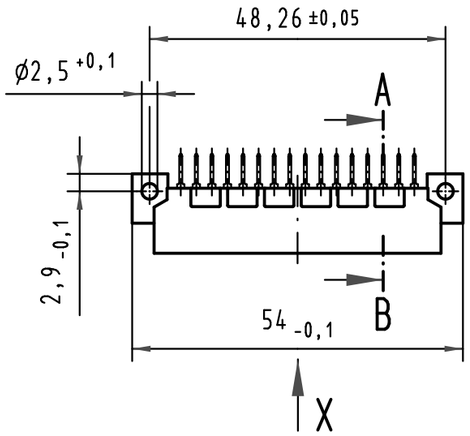

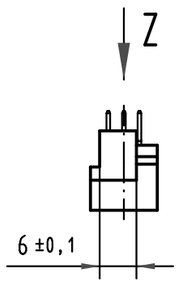

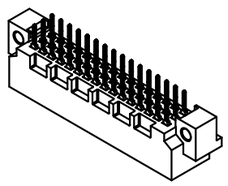

09 23 148 7922	3	Au flash over PdNi over Ni
09 23 148 6922	2	Au flash over PdNi over Ni
09 23 148 2922	1	Au flash over PdNi over Ni
Bestell-Nr. *part-no.*	Anforderungsstufe nach IEC *performance level acc. to IEC*	Kontaktoberfläche *contact plating*

Z
10:1

Querschnitt der Lötanschlüsse:
cross-section of solder terminations:

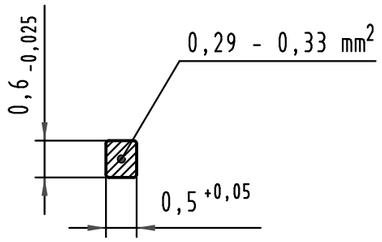

All Dimensions in mm
Original Size DIN A 3

Mod.	Dat.	Name
35345	24.10.08	Hage.
34650	12.12.07	Hage.
28049		

Techn. Character.

	Dat.	Name
Detail.	02.08.00	Rie.
Insp.	02.08.00	Pa.
Stand.		

Maßstab/*Scale*: 1:1, 2:1, 10:1

Nicht tolerierte Maße/*Free size tolerances*
IEC 60603-2

Bauform 2C Messerleiste
Einlöt , 48 pol.
type 2C male connector
solder , 48 pol.

HARTING Electronics GmbH & Co. KG
D-32339 ESPELKAMP

TB 09 23 148 x922

Sub.

Blatt/*page*