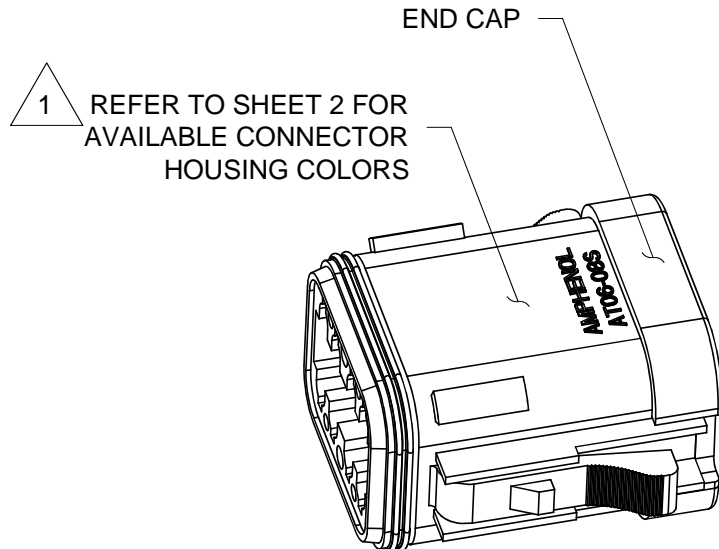
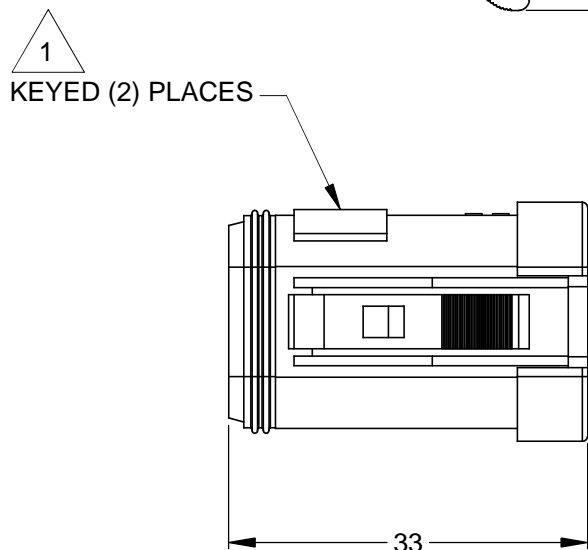
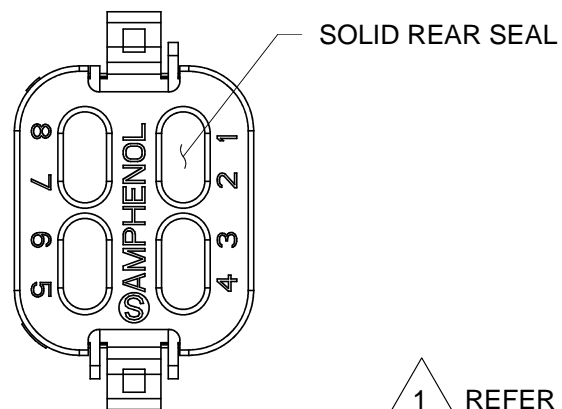
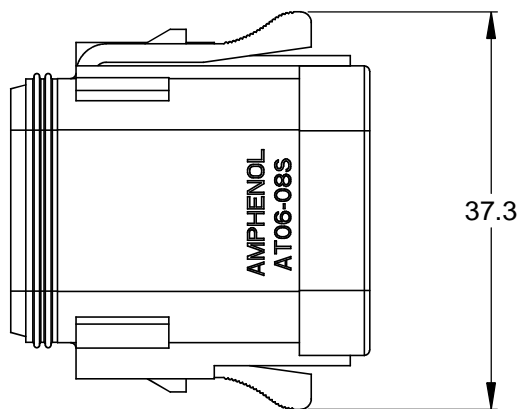
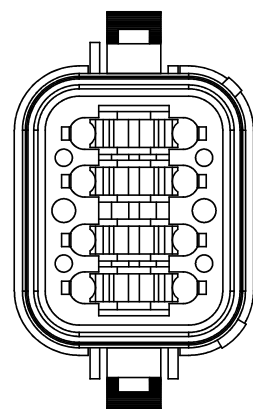


REVISIONS					
REV	ECO	DESCRIPTION	DATE	BY	APPR
A3	-	RELEASE NEW DWG FORMAT	03/JAN/14	ORION	-



1 REFER TO SHEET 2 FOR AVAILABLE CONNECTOR HOUSING COLORS

NOTES: UNLESS OTHERWISE SPECIFIED

1 SEE SHEET 2 FOR KEY ARRANGEMENTS AND COLORS.

2. MATERIAL:
HOUSING: THERMOPLASTIC
SEAL: SILICONE RUBBER

3. MODIFICATIONS: SOLID REAR SEAL; END CAP

4. SPECIFICATIONS:
4.1 CURRENT RATING: 13 AMPS
4.2 OPERATING TEMPERATURE: -55°C TO +125°C
4.3 DIELECTRIC WITHSTANDING VOLTAGE: LESS THAN 2 MILLIAMPS CURRENT LEAKAGE @ 1500 VOLTS AC.
4.4 INSULATION RESISTANCE: 1000 MEGOHMS MIN @ 25°C.
4.5 MOISTURE RESISTANCE: IP67 (MATED CONDITION)
4.6 MATING CYCLE DURABILITY: 100 CYCLES
4.7 RoHS COMPLIANT

5. MATING PART: AT04-08PX* RECEPTACLE
(X = A,B,C,D KEYS; * = MODIFICATIONS AND COLORS)

6. ALL DIMENSIONS ARE FOR REFERENCE USE ONLY.

TITLE: PLUG, 8 SOCKET, AT SERIES, KEYED, SOLID REAR SEAL, END CAP
DWG NO.: AT06-08SX-SS01
REV: A3
SH: 1
OF: 2

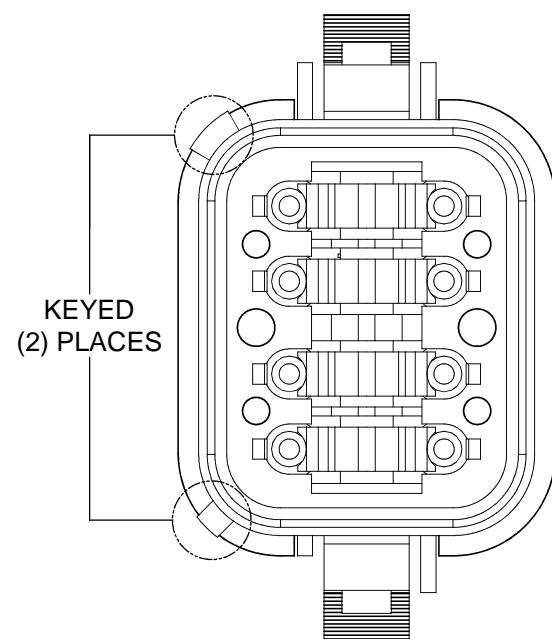
SEE PART NUMBER CHART		DESCRIPTION		ITEM
QUANTITY	PART NUMBER	MATERIALS LIST		
UNLESS OTHERWISE SPECIFIED		SIGNATURES		DATE
1) All dimensions are in metric (mm).		DRAWN: ORION.LI		03/JAN/14
2) Tolerances are as follows:		CHECKED:		
1 PL DEC ±0.30		ENGINEER:		
2 PL DEC ±0.15		APPROVAL:		
3 PL DEC ±0.08		CUSTOMER:		
3) Note reference =		THIS DRAWING IS SUPPLIED FOR INFORMATION ONLY. DESIGN FEATURES, SPECIFICATIONS AND PERFORMANCE DATA SHOWN HEREON ARE THE PROPERTY OF THE AMPHENOL CORPORATION. NO RIGHTS OF REPRODUCTION ARE IMPLIED. ALL DIMENSIONS ARE SUBJECT TO NORMAL MANUFACTURING VARIATIONS.		
MATERIAL SPECIFICATIONS:		CUSTOMER:		
PROCESS SPECIFICATIONS:		SCALE: NONE		
NEXT ASSY:		SIZE: B C-		DWG NO.: AT06-08SX-SSXXX
		REVISION: A3		
		SHEET 1 OF 2		

Amphenol
Sine Systems - www.amphenol-sine.com
44724 Morley Drive
Clinton Township, MI 48036

PLUG, 8 SOCKET, AT SERIES, KEYED,
SOLID REAR SEAL, END CAP

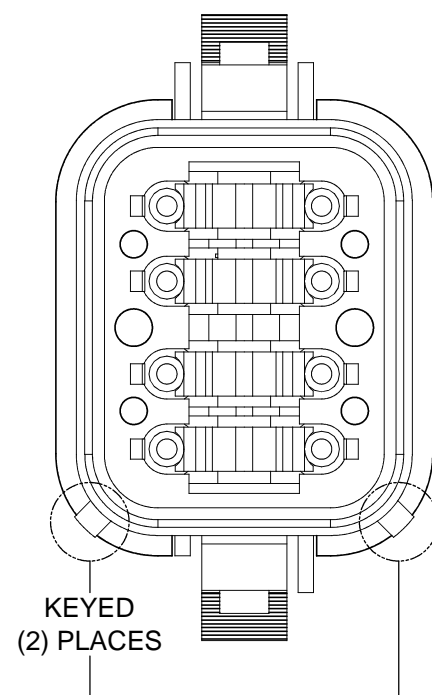
REVISIONS					
REV	ECO	DESCRIPTION	DATE	BY	APPR

P/N AT06-08SA-SS01
KEY-A CONFIGURATION
STANDARD COLOR: GREY



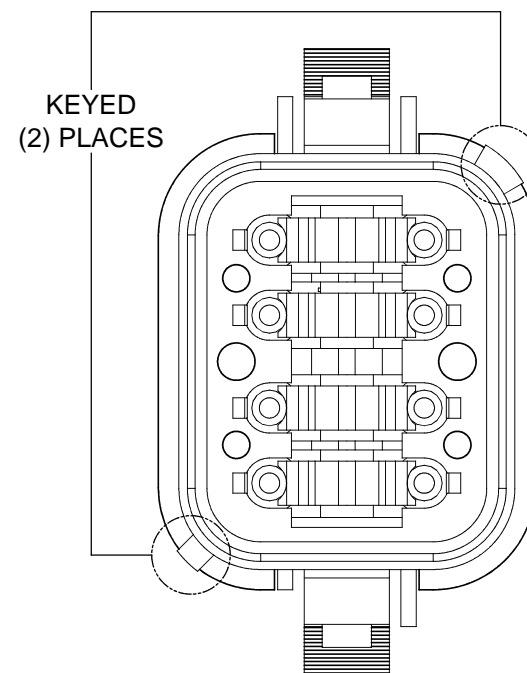
KEY-A CONFIGURATION	
COLOR	PART NUMBER
* GREY	AT06-08SA-SS01
BLACK	AT06-08SA-SSBLK
GREEN	AT06-08SA-SSGRN
BROWN	AT06-08SA-SSBRN

P/N AT06-08SB-SS01
KEY-B CONFIGURATION
STANDARD COLOR: BLACK



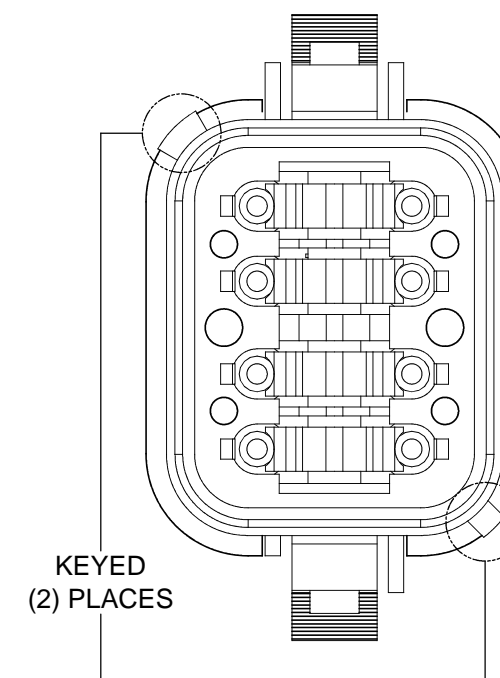
KEY-B CONFIGURATION	
COLOR	PART NUMBER
GREY	AT06-08SB-SSGRY
* BLACK	AT06-08SB-SS01
GREEN	AT06-08SB-SSGRN
BROWN	AT06-08SB-SSBRN

P/N AT06-08SC-SS01
KEY-C CONFIGURATION
STANDARD COLOR: GREEN



KEY-C CONFIGURATION	
COLOR	PART NUMBER
GREY	AT06-08SC-SSGRY
BLACK	AT06-08SC-SSBLK
* GREEN	AT06-08SC-SS01
BROWN	AT06-08SC-SSBRN

P/N AT06-08SD-SS01
KEY-D CONFIGURATION
STANDARD COLOR: BROWN



KEY-D CONFIGURATION	
COLOR	PART NUMBER
GREY	AT06-08SD-SSGRY
BLACK	AT06-08SD-SSBLK
GREEN	AT06-08SD-SSGRN
* BROWN	AT06-08SD-SS01

NOTE:

AN ASTERISKS (*) PLACED BEFORE THE COLOR DENOTES THE STANDARD MOLDED COLOR OF THE CONNECTORS SHOWN ABOVE.

OTHER COLORS SHOWN ARE AVAILABLE VIA SPECIAL ORDER.

TITLE: PLUG, 8 SOCKET, AT SERIES, KEYED, SOLID REAR SEAL, END CAP
DWG NO.: AT06-08SX-SS01
REV: A3
SH: 2
OF: 2

QUANTITY	PART NUMBER	DESCRIPTION	ITEM												
MATERIALS LIST															
UNLESS OTHERWISE SPECIFIED 1) All dimensions are in metric(mm). 2) Tolerances are as follows: 1 PL DEC ±0.30 2 PL DEC ±0.15 3 PL DEC ±0.08 3) Note reference =		<table border="1"> <tr> <th>SIGNATURES</th> <th>DATE</th> </tr> <tr> <td>DRAWN: ORION.LI</td> <td>03/JAN/14</td> </tr> <tr> <td>CHECKED:</td> <td></td> </tr> <tr> <td>ENGINEER:</td> <td></td> </tr> <tr> <td>APPROVAL:</td> <td></td> </tr> </table>		SIGNATURES	DATE	DRAWN: ORION.LI	03/JAN/14	CHECKED:		ENGINEER:		APPROVAL:			
SIGNATURES	DATE														
DRAWN: ORION.LI	03/JAN/14														
CHECKED:															
ENGINEER:															
APPROVAL:															
MATERIAL SPECIFICATIONS:		<p style="text-align: center;">Amphenol</p> <p style="text-align: center;">Sine Systems - www.amphenol-sine.com 44724 Morley Drive Clinton Township, MI 48036</p>													
PROCESS SPECIFICATIONS:		<p style="text-align: center;">PLUG, 8 SOCKET, AT SERIES, KEYED, SOLID REAR SEAL, END CAP</p>													
NEXT ASSY:		<table border="1"> <tr> <td>SIZE</td> <td>TYPE</td> <td>DWG NO.</td> <td>REVISION</td> </tr> <tr> <td>B</td> <td>C-</td> <td>AT06-08SX-SSXXX</td> <td>A3</td> </tr> <tr> <td colspan="2">SCALE: NONE</td> <td colspan="2">SHEET 2 OF 2</td> </tr> </table>		SIZE	TYPE	DWG NO.	REVISION	B	C-	AT06-08SX-SSXXX	A3	SCALE: NONE		SHEET 2 OF 2	
SIZE	TYPE	DWG NO.	REVISION												
B	C-	AT06-08SX-SSXXX	A3												
SCALE: NONE		SHEET 2 OF 2													