



TFNC Series

Tuning Fork Crystal

Features

- 32.7680kHz Frequency Reference
- Tuning Fork Crystal Design
- Cylindrical Thru-Hole Package
- Compatible to Citizen CFS Series and Epson C-Type
- Frequency Tolerance, ± 20 ppm Standard
- Parabolic Temperature Coefficient
- Packaging Bulk in Bag



Part Dimensions:
 8.3 × 3.1mm • 153.950mg
 6.2 × 2.1mm • 59.14778mg
 5.1 × 1.5mm • 29.496mg

RoHS Compliant in Accordance with EU Directive 2011/65/EU

- Lead-Free Termination Finish
- Exemption 7(a), Lead [Pb] in high melting temperature type solders

Applications

- Real Time Clock Reference
- FPGAs & Microcontrollers
- Wireless Communications
- Consumer Electronics
- Computer Peripherals
- IoT Applications
- Instrumentation
- Industrial Electronics

Description

CTS TFNC Series is ideal for supporting wide range of electronic designs requiring a Real Time Clock reference. This series will support general commercial applications.

Ordering Information

Model		Frequency Tolerance	Load Capacitance	Frequency Code [kHz]	
TFNC	38	2	P	32K7680	
↓		↓		↓	
Code	Package	Code	Capacitance	Code	Frequency
38	8.3x3.1mm	P	12.5pF		
26	6.2x2.1mm	T	6pF		
15	5.1x1.5mm	K	8pF [TFNC15 Only]		
		Code	@ +25°C		
		2	± 20 ppm		
		1	± 10 ppm ¹		
				Code	Frequency
				Product Frequency Code ²	

Notes:

- 1] Check factory for availability.
- 2] Frequency is recorded with two leading digits before the 'K' and 4 significant digits after the 'K' [including zeros].

**Not all performance combinations and frequencies may be available.
 Contact your local CTS Representative or CTS Customer Service for availability.**

This product is specified for use only in standard commercial applications. Supplier disclaims all express and implied warranties and liability in connection with any use of this product in any non-commercial applications or in any application that may expose the product to conditions that are outside of the tolerances provided in its specification.

Electrical Specifications

Operating Conditions

PARAMETER	SYMBOL	CONDITIONS	MIN	TYP	MAX	UNIT
Operating Temperature	T_A	-	-10	+25	+60	°C
Turnover Temperature	T_M	-	+20	+25	+30	°C
Storage Temperature	T_{STG}	-	-40	-	+85	°C

Frequency Stability

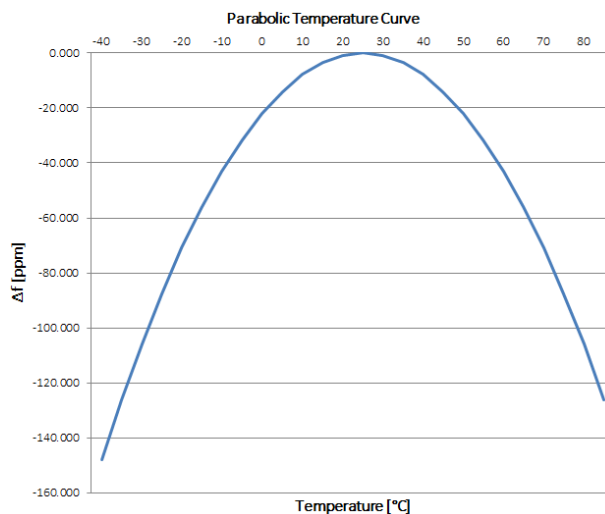
PARAMETER	SYMBOL	CONDITIONS	MIN	TYP	MAX	UNIT
Frequency	f_0	-		32.7680		kHz
Frequency Tolerance [Note 1]	$\Delta f/f_0$	Standard @ +25°C	-20	-	20	ppm
Parabolic Coefficient	β	See Figure 1		-0.035 ±0.006		ppm/°C ²
Aging	$\Delta f/f_0$	First Year @ +25°C	-3	-	3	ppm

Crystal Parameters

PARAMETER	SYMBOL	CONDITIONS	MIN	TYP	MAX	UNIT
Operating Mode	-	-		Flexural Mode [Tuning Fork]		-
Load Capacitance [Note 1]	C_L	TFNC38, TFNC26 TFNC15	-	12.5 8.0	-	pF
Shunt Capacitance	C_0	TFNC38, TFNC26, TFNC15		1.6, 1.35, 1.0		pF
Motional Capacitance	C_1	-	-	3.0	-	fF
Series Resistance	R_1	-	-	-	50	kΩ
Drive Level	DL	-	-	-	1.0	μW
Insulation Resistance	R_i	+100Vdc ±15Vdc	500	-	-	MΩ

1.] See Ordering Information for available options.

Figure 1



Frequency Stability $[\Delta f]$ at a given temperature,

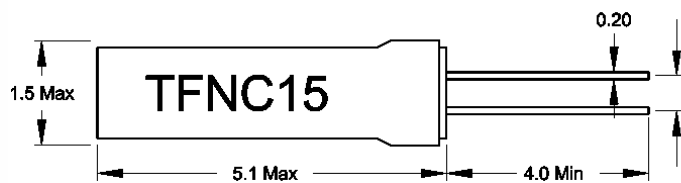
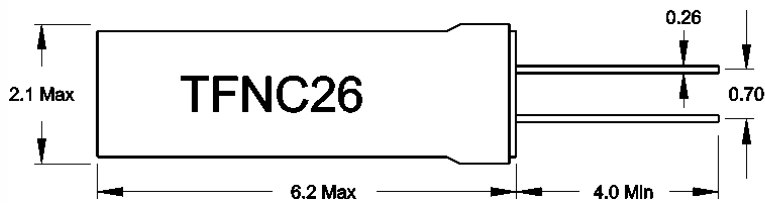
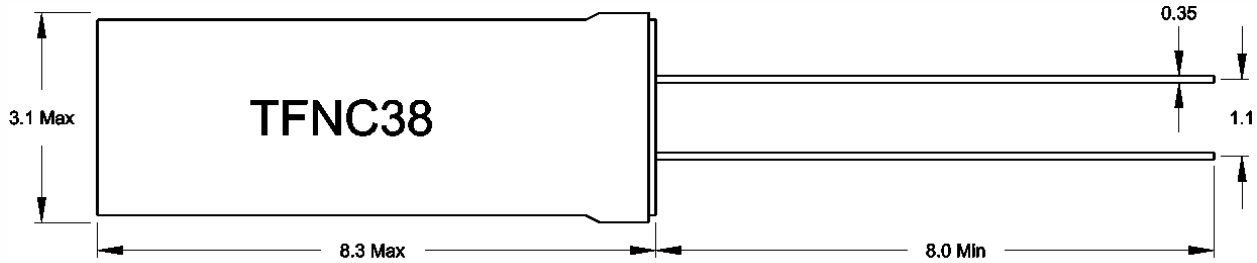
$$\Delta f = \beta [T_A - T_M]^2$$

β = Parabolic Coefficient
 T_A = Ambient Temperature
 T_M = Turnover Temperature

Ex. Find frequency stability at $T_A = +45^\circ\text{C}$
 $\Delta f = -0.035[45-25]^2$
 $\Delta f = -0.035[20]^2$
 $\Delta f = -14.0 \text{ ppm}$

Mechanical Specifications

Package Drawing



Key: mm

Marking Information

Refer to document 016-0071-0, TF Marking Guide, for marking formats by product family.

Notes

1. JEDEC termination code (e2). Barrier-plating is nickel [Ni] with tin [Sn] copper [Cu] finish.
2. Soldering iron attach; +300°C maximum, 5 seconds.
3. MSL = 1.

Packaging - Bulk in Bag

Notes

1. Packaging is bulk in plastic bag.
2. Complete CTS part number, frequency value, date code and manufacturing site code information must appear on reel and carton labels.