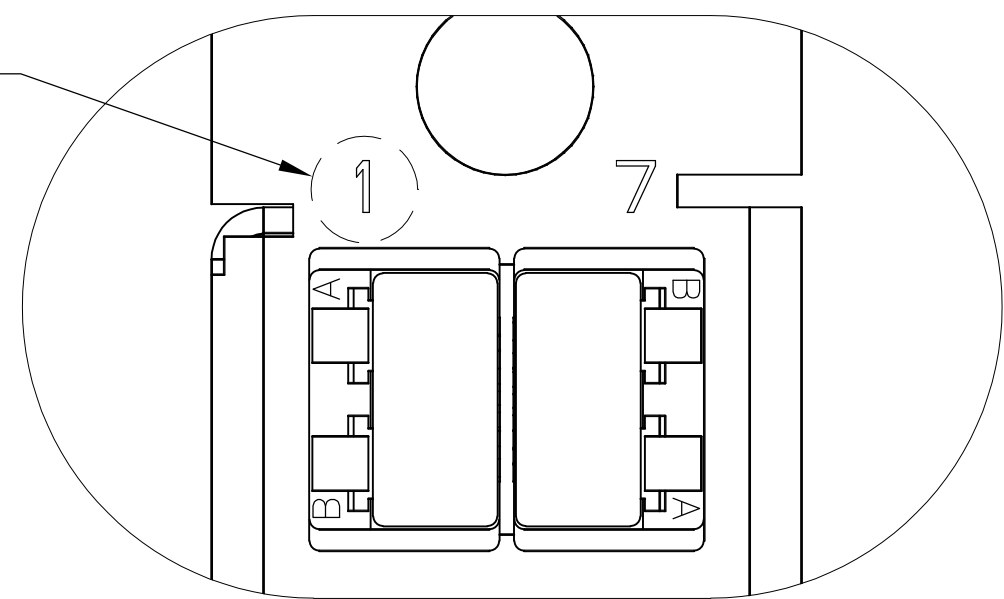
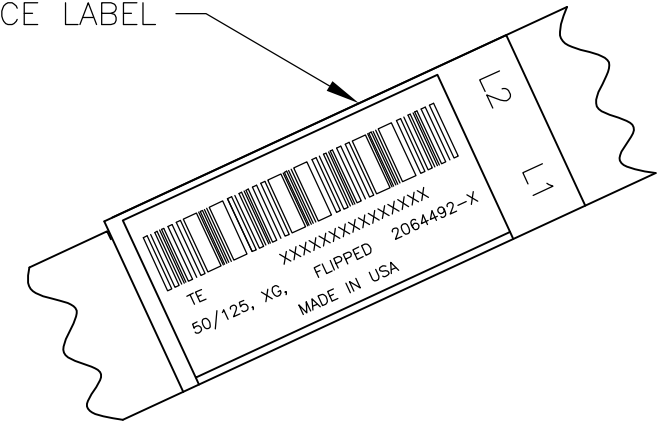
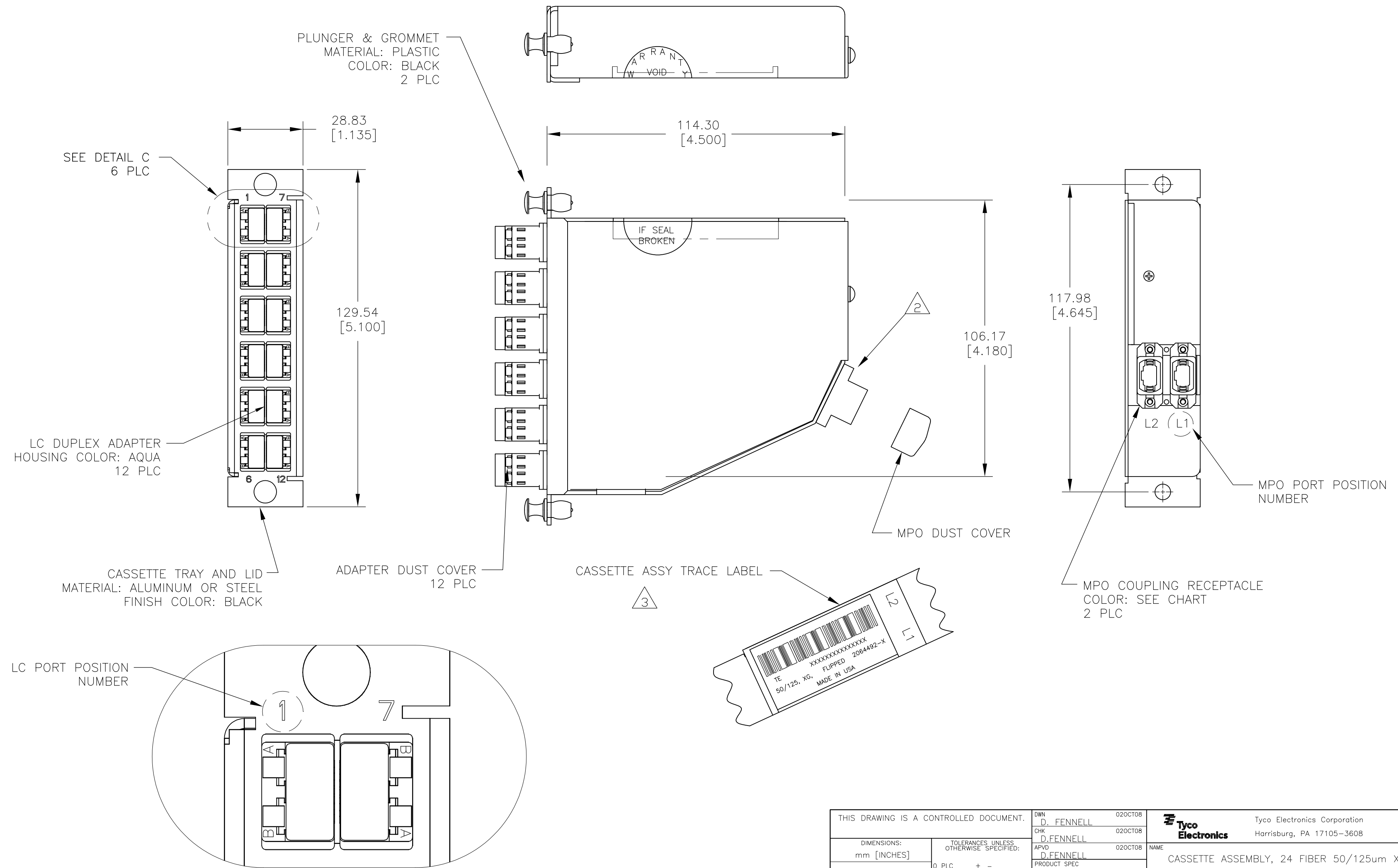


LOC	DIST	REVISIONS					
CE	16	P	LTR	DESCRIPTION	DATE	DWN	APVD
		A		RELEASED	02OCT08	DLF	DLF

D  
C  
B  
A

D  
C  
B  
A



DETAIL C

THIS DRAWING IS A CONTROLLED DOCUMENT.		DWN D.FENNELL 02OCT08	Tyco Electronics Corporation Harrisburg, PA 17105-3608	
DIMENSIONS: mm [INCHES]		CHK D.FENNELL 02OCT08	NAME CASSETTE ASSEMBLY, 24 FIBER 50/125um XG MPO SECURE - LC PAIRS FLIPPED	
TOLERANCES UNLESS OTHERWISE SPECIFIED: 0 PLC ± - 1 PLC ± - 2 PLC ± - 3 PLC ± - 4 PLC ± - ANGLES ± -		APVD D.FENNELL 02OCT08	PRODUCT SPEC	RESTRICTED TO
MATERIAL		APPLICATION SPEC	SIZE A2	CAGE CODE 00779
FINISH		WEIGHT	DRAWING NO C=2064492	SCALE NTS
CUSTOMER DRAWING			SHEET 1 of 2	REV A

2064492

THIS DRAWING IS UNPUBLISHED. RELEASED FOR PUBLICATION  
 © COPYRIGHT BY TYCO ELECTRONICS CORPORATION. ALL RIGHTS RESERVED.

LOC	DIST	REVISIONS			
P	LTR	DESCRIPTION	DATE	DWN	APVD
CE	16	SEE SHEET 1	-	-	-


1. MAXIMUM CASSETTE ASSEMBLY LOSS: 1.25dB.

2. WHITE MARKING ON MPO TO BE FACING TOWARD TOP OF CONNECTOR MODULE. WHITE MARK INDICATES FIBER 1 SIDE

3. SEE TRACE LABEL DETAIL

4. A COPY OF CASSETTE ASSEMBLY LOSS TEST DATA WILL BE PLACED INSIDE OR WITH THE UNIT PACKAGE. CASSETTES WILL BE TESTED AT 850nm AND 1300nm WAVELENGTHS.





TE XXXXXXXXXXXXXXXX  
 50/125um, XG FLIPPED 2064492-X  
 MADE IN USA

FIBER PATH – PAIRS FLIPPED

MPO L1 PORT POSITION NO	MPO L2 PORT POSITION NO	LC PORT POSITION NO
1	-	1A
2	-	1B
3	-	2A
4	-	2B
5	-	3A
6	-	3B
7	-	4A
8	-	4B
9	-	5A
10	-	5B
11	-	6A
12	-	6B
-	1	7A
-	2	7B
-	3	8A
-	4	8B
-	5	9A
-	6	9B
-	7	10A
-	8	10B
-	9	11A
-	10	11B
-	11	12A
-	12	12B

AQUA SECURE	AQUA STANDARD	1-2064492-1
SLATE SECURE	AQUA STANDARD	1-2064492-0
ROSE SECURE	AQUA STANDARD	2064492-9
VIOLET SECURE	AQUA STANDARD	2064492-8
BROWN SECURE	AQUA STANDARD	2064492-7
ORANGE SECURE	AQUA STANDARD	2064492-6
YELLOW SECURE	AQUA STANDARD	2064492-5
BLUE SECURE	AQUA STANDARD	2064492-4
GREEN SECURE	AQUA STANDARD	2064492-3
RED SECURE	AQUA STANDARD	2064492-2
MPO COUPLING BUSHING COLOR & TYPE	LC ADAPTER COLOR & TYPE	PART NUMBER

THIS DRAWING IS A CONTROLLED DOCUMENT.		DWN J.W.DAVIS 03NOV06	Tyco Electronics Corporation Harrisburg, PA 17105-3608	
DIMENSIONS: mm [INCHES]		CHK D.FENNELL 03NOV06	NAME CASSETTE ASSEMBLY, 24 FIBER 50/125um XG MPO - LC PAIRS FLIPPED	
TOLERANCES UNLESS OTHERWISE SPECIFIED:		APVD D.FENNELL 03NOV06	SIZE A2 CAGE CODE 00779 DRAWING NO C=2064492 RESTRICTED TO	
0 PLC ± -		PRODUCT SPEC	SCALE NTS SHEET 2 OF 2 REV A	
1 PLC ± -		APPLICATION SPEC		
2 PLC ± -		WEIGHT -		
3 PLC ± -		CUSTOMER DRAWING		
4 PLC ± -				
ANGLES ± -				
FINISH -				