

Thermofit[®] Molded Parts Specification Control Drawing

Part Number : 222D921-XX-G05
Description : Boot, 90°

LIMITED DISTRIBUTION

NOTES

- All dimensions are in $\frac{\text{Inches}}{\text{[millimeters]}}$
- Dimensions appearing in table are as follows:
 - a - As Supplied
 - b - After Unrestricted Recovery
- Coating is optional. As supplied dimensions appearing in table are for uncoated parts. When coating is added, entry diameters will be reduced by .06 max.

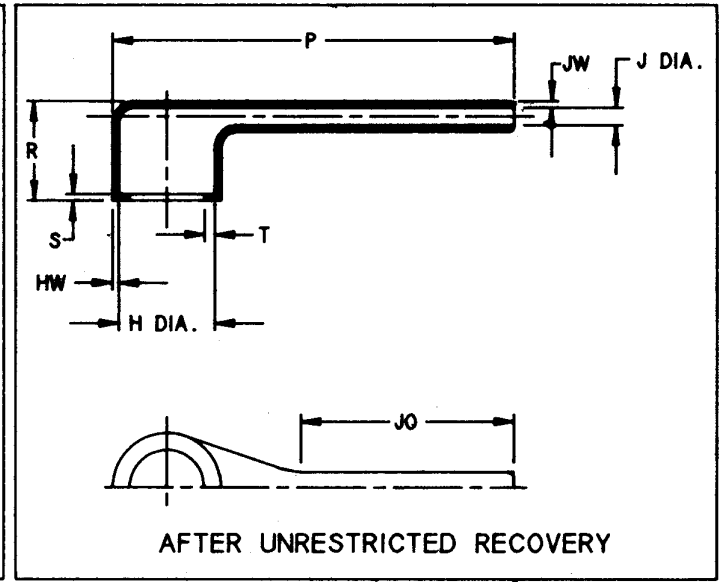
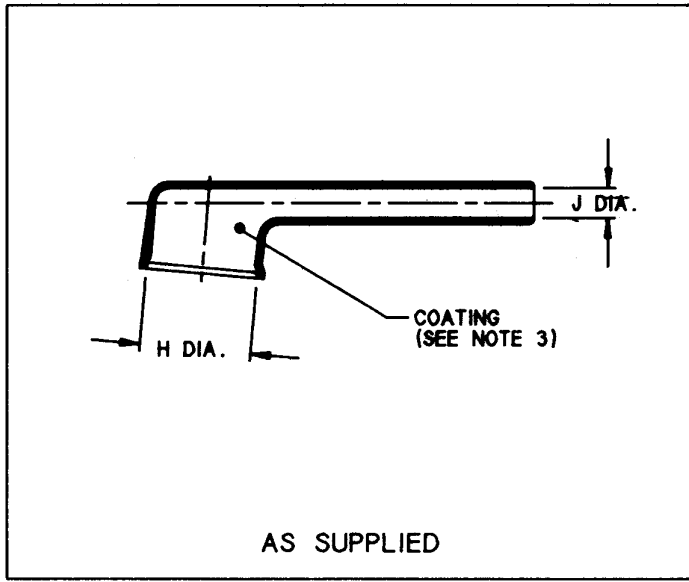


TABLE OF DIMENSIONS											
PART NUMBER	H		J		P ±10% b	R Ref. b	S Ref. b	T Ref. b	JO ±10% b	HW ±20% b	JW ±20% b
	Min a	Max b	Min a	Max b							
222D921-XX-G05	.76 [19, 3]	.51 [13, 0]	.25 [6, 3]	.08 [2, 1]	1.38 [35, 0]	.64 [16, 3]	.12 [3, 05]	.040 [1, 02]	.51 [13, 0]	.06 [1, 52]	.045 [1, 14]

If this document is printed it becomes uncontrolled.
Check for the latest revision.

Thermofit[®] Molded Parts Specification Control Drawing

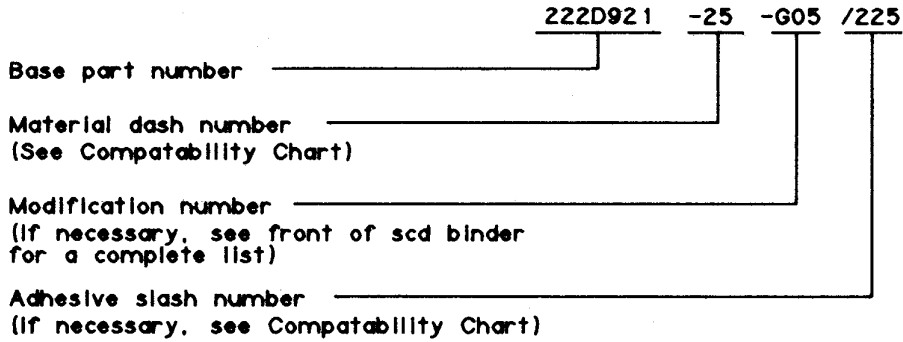
Part Number : 222D921-XX-G05
Description : Boot, 90°

LIMITED DISTRIBUTION

COMPATABILITY CHART					
MATERIAL DASH NO.	MATERIAL DESCRIPTION	RT SPEC	COATING SLASH NO.	COATING S NO.	COATING DESCRIPTION
-25	Elastomer, Fluid Resistant	RT-1325	/225	S-1206	Adhesive

If this document is printed it becomes uncontrolled.
Check for the latest revision.

ORDERING INFORMATION



THIS DRAWING IS SUBJECT TO CHANGE WITHOUT NOTICE: CONSULT YOUR
NEAREST FIELD REPRESENTATIVE FOR CURRENT REVISION

Raychem
RAYCHEM CORPORATION
300 CONSTITUTION DRIVE
MENLO PARK, CALIFORNIA 94025
(415) 361-6055

Revision : None
Date : 5/3/90

Part Number : 222D921-XX-G05
Description : Boot, 90°