

ALUMINUM ELECTROLYTIC CAPACITORS




HZ Ultra Low Impedance,
For PC motherboard
series



- Lower impedance than HN series.
- Compliant to the RoHS directive (2002/95/EC).

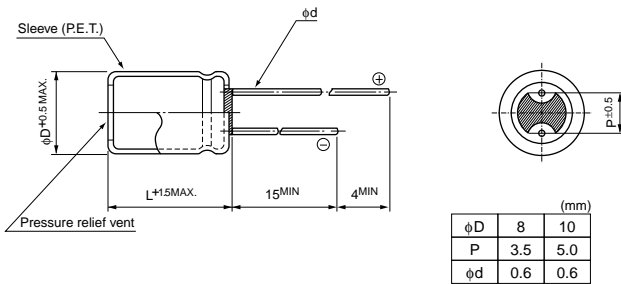
Products which are scheduled to be discontinued.
Not recommended for new designs



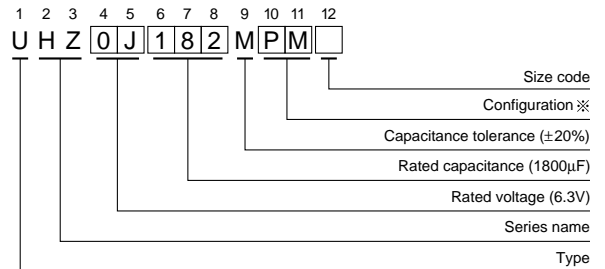
Specifications

Item	Performance Characteristics					
Category Temperature	-25 to +105°C					
Rated Voltage Range	6.3 to 16V					
Rated Capacitance Range	470 to 3300µF					
Capacitance Tolerance	±20% (120Hz, 20°C)					
Leakage Current	After 2 minutes' application of rated voltage, leakage current is less than 0.03CV					
Tangent of loss angle (tan δ)	For capacitance of more than 1000µF, add 0.02 for every increase of 1000µF					
	Rated voltage (V)	6.3	10	16	120Hz 20°C	
	tan δ (MAX.)	0.22	0.19	0.16		
Stability at Low Temperature	Rated voltage (V)	6.3	10	16	120Hz	
	Impedance ratio ZT / Z20 (MAX.)	Z-25°C / Z+20°C	3	3		3
Endurance	The specifications listed at right shall be met when the capacitors are restored to 20°C after D.C. bias plus rated ripple current is applied for 2000 hours at 105°C, the peak voltage shall not exceed the rated voltage.				Capacitance change	Within ±30% of the initial capacitance value
					tan δ	200% or less than the initial specified value
					Leakage current	Less than or equal to the initial specified value
Marking	Printed with gold color letter on black sleeve.					

Radial Lead Type



Type numbering system (Example : 6.3V 1800µF)



※ Configuration

φ D	Pb-free leadwire Pb-free PET sleeve
8 - 10	PM

Standard Ratings

Cap. (µF)	Code	6.3 (0J)			10 (1A)			16 (1C)		
		Case size φD × L (mm)	Impedance (mΩ) MAX. 20°C / 100kHz	Rated ripple (mArms) 105°C / 100kHz	Case size φD × L (mm)	Impedance (mΩ) MAX. 20°C / 100kHz	Rated ripple (mArms) 105°C / 100kHz	Case size φD × L (mm)	Impedance (mΩ) MAX. 20°C / 100kHz	Rated ripple (mArms) 105°C / 100kHz
470	471									
680	681				▲ 10 × 12.5	12	2288	▲ 10 × 12.5	12	2280
820	821				10 × 12.5	12	2280	● 8 × 20	9	2880
1000	102	▲ 10 × 12.5	12	2280	○ 10 × 16	10	2960	▲ 8 × 20	9	2880
					● 8 × 20	9	2880	● 10 × 20	7	3770
1200	122	8 × 15	14	2210	10 × 16	10	2960	10 × 20	7	3770
		10 × 12.5	12	2280	10 × 16	10	2960			
1500	152	▲ 8 × 20	9	2880	▲ 8 × 20	9	2880	10 × 20	7	3770
		● 10 × 16	10	2960						
1800	182	10 × 16	10	2960	10 × 20	7	3770	10 × 25	6.5	4140
		▲ 8 × 20	9	2880						
2200	222	● 10 × 16	10	2960	10 × 25	6.5	4140			
2700	272	10 × 20	7	3770						
3300	332	10 × 25	6.5	4690						

Please refer to page 20, 21, 22 about the formed or taped product spec.
Please refer to page 4 for the minimum order quantity.

- ▲ : In this case, 6 will be put at 12th digit of type numbering system.
- : In this case, 3 will be put at 12th digit of type numbering system.
- : In this case, 9 will be put at 12th digit of type numbering system.