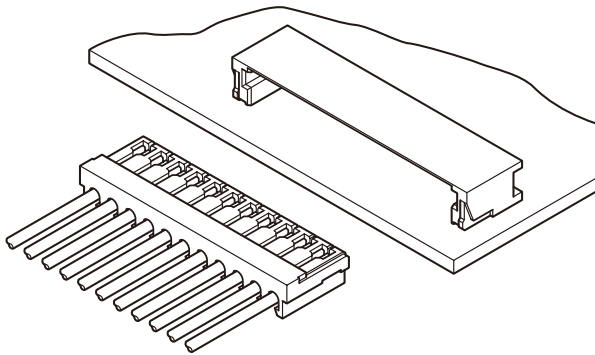


SSR CONNECTOR

1.0mm pitch/Disconnectable Insulation displacement connectors



- **Compact**
- **Twin U-slot insulation displacement section**
- **3-point grip construction**
- **Header designed for vacuum pick and place robotics**

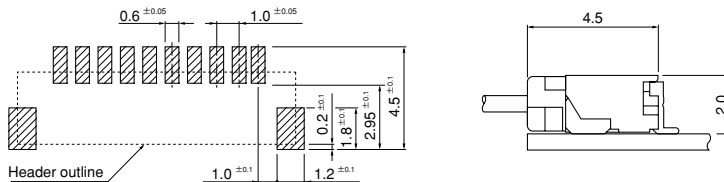
Specifications

- Current rating: 0.5A AC, DC
 - Voltage rating: 50V AC, DC
 - Temperature range: -25°C to +85°C
(including temperature rise in applying electrical current)
 - Contact resistance: Initial value/20m Ω max.
After environmental testing/40m Ω max.
 - Insulation resistance: 100M Ω min.
 - Withstanding voltage: 500V AC/minute
 - Applicable wire: Conductor size/AWG #32
Conductor/7 strands,
tin-coated annealed copper
Insulation O.D./0.52 to 0.56mm
- * Compliant with RoHS.
* Refer to "General Instruction and Notice when using Terminals and Connectors" at the end of this catalog.
* Contact JST for details.

Standards

- Recognized E60389
- Certified LR20812

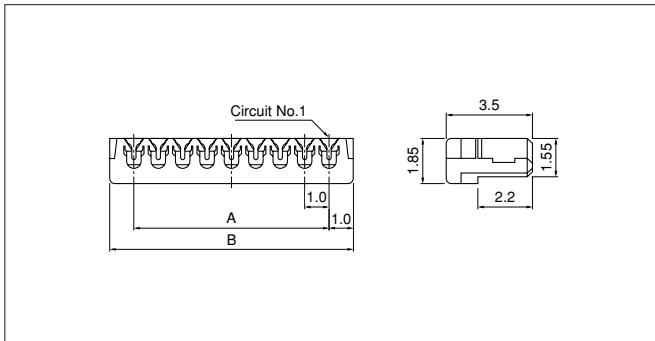
PC board layout (viewed from component side) and Assembly layout



- Note: 1. Tolerances are non-cumulative: ±0.05mm for all centers.
2. The dimensions above should serve as a guideline. Contact JST for details.

SSR CONNECTOR

Socket



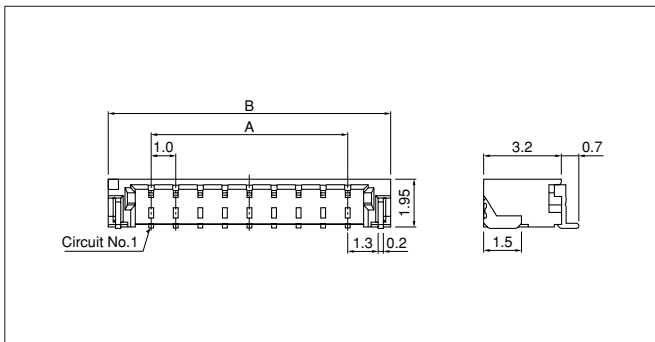
Circuits	Model No.	Dimensions (mm)		Q'ty / box
		A	B	
2	02SSR-32H	1.0	3.0	2,000
3	03SSR-32H	2.0	4.0	2,000
4	04SSR-32H	3.0	5.0	2,000
5	05SSR-32H	4.0	6.0	2,000
6	06SSR-32H	5.0	7.0	2,000
8	08SSR-32H	7.0	9.0	2,000
9	09SSR-32H	8.0	10.0	2,000
10	10SSR-32H	9.0	11.0	2,000
11	11SSR-32H	10.0	12.0	2,000
12	12SSR-32H	11.0	13.0	2,000
13	13SSR-32H	12.0	14.0	2,000
14	14SSR-32H	13.0	15.0	2,000

Material and Finish

Contact: Phosphor bronze, tin-plated (reflow treatment)
Housing: PA 46, UL94V-0, gray

RoHS compliance

Shrouded header



Circuits	Model No.	Dimensions (mm)		Q'ty / reel
		A	B	
2	SM02B-SSR-H-TB	1.0	4.6	4,500
3	SM03B-SSR-H-TB	2.0	5.6	4,500
4	SM04B-SSR-H-TB	3.0	6.6	4,500
5	SM05B-SSR-H-TB	4.0	7.6	4,500
6	SM06B-SSR-H-TB	5.0	8.6	4,500
8	SM08B-SSR-H-TB	7.0	10.6	4,500
9	SM09B-SSR-H-TB	8.0	11.6	4,500
10	SM10B-SSR-H-TB	9.0	12.6	4,500
11	SM11B-SSR-H-TB	10.0	13.6	4,500
12	SM12B-SSR-H-TB	11.0	14.6	4,500
13	SM13B-SSR-H-TB	12.0	15.6	4,500
14	SM14B-SSR-H-TB	13.0	16.6	4,500

Material and Finish

Contact: Copper-alloy, copper-undercoated, tin-plated (reflow treatment)
Wafer: PA, UL94V-0, gray
Solder tab: Brass, copper-undercoated, tin-plated (reflow treatment)

RoHS compliance This product displays (LF)(SN) on a label.
Note: The products listed above are supplied on embossed-tape.