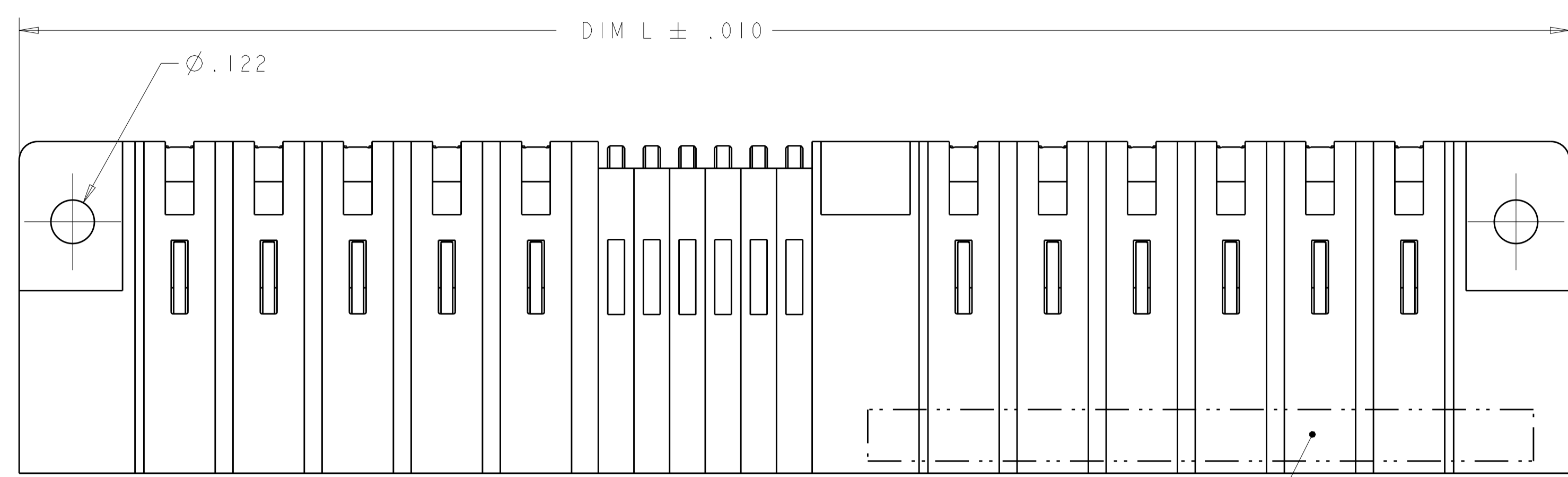
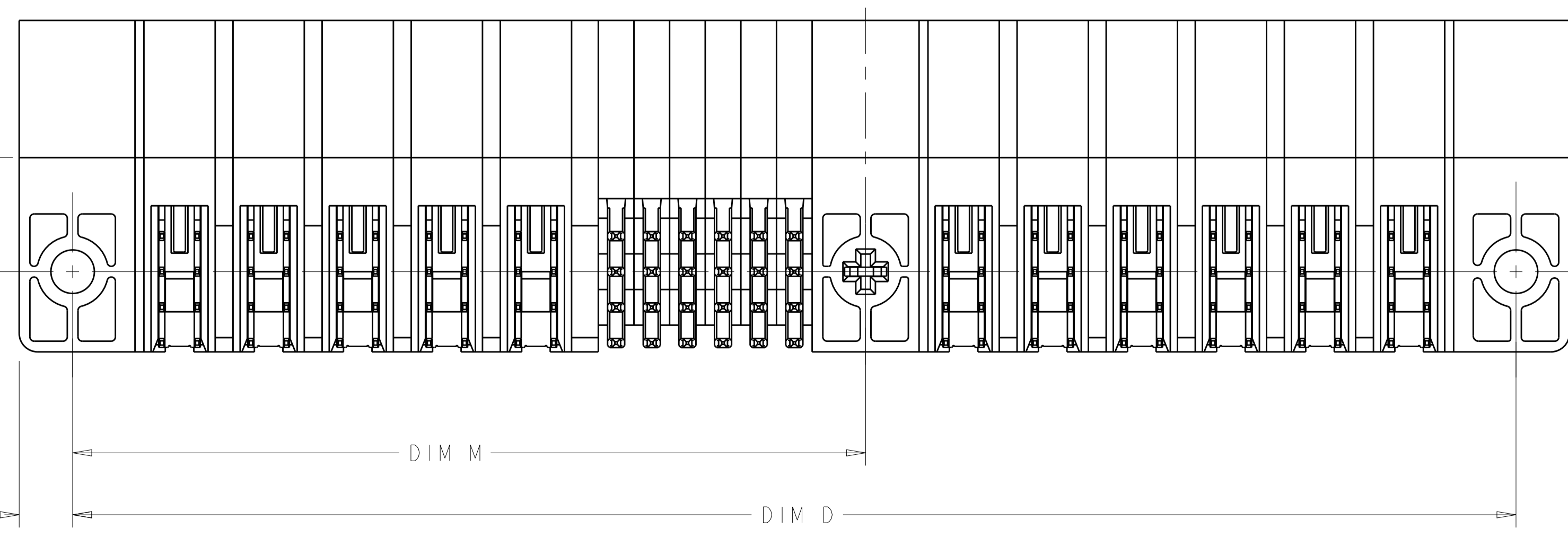
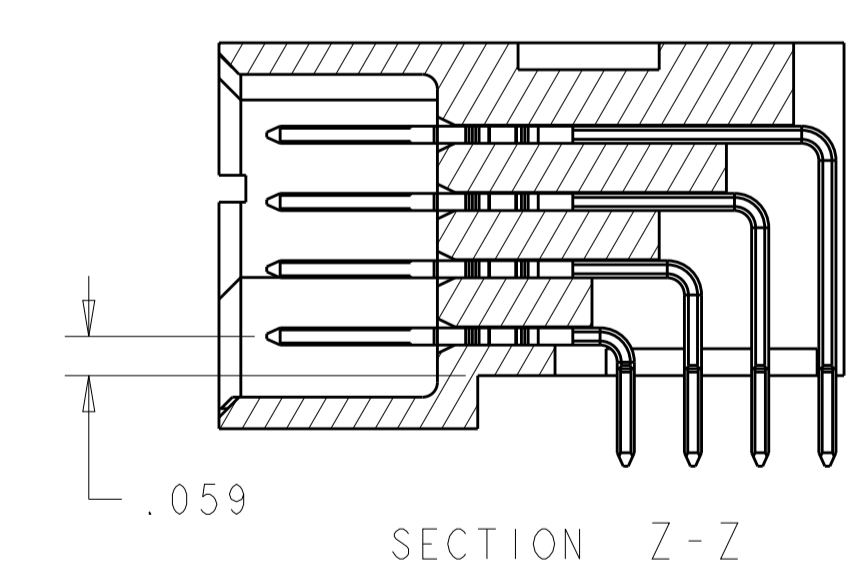
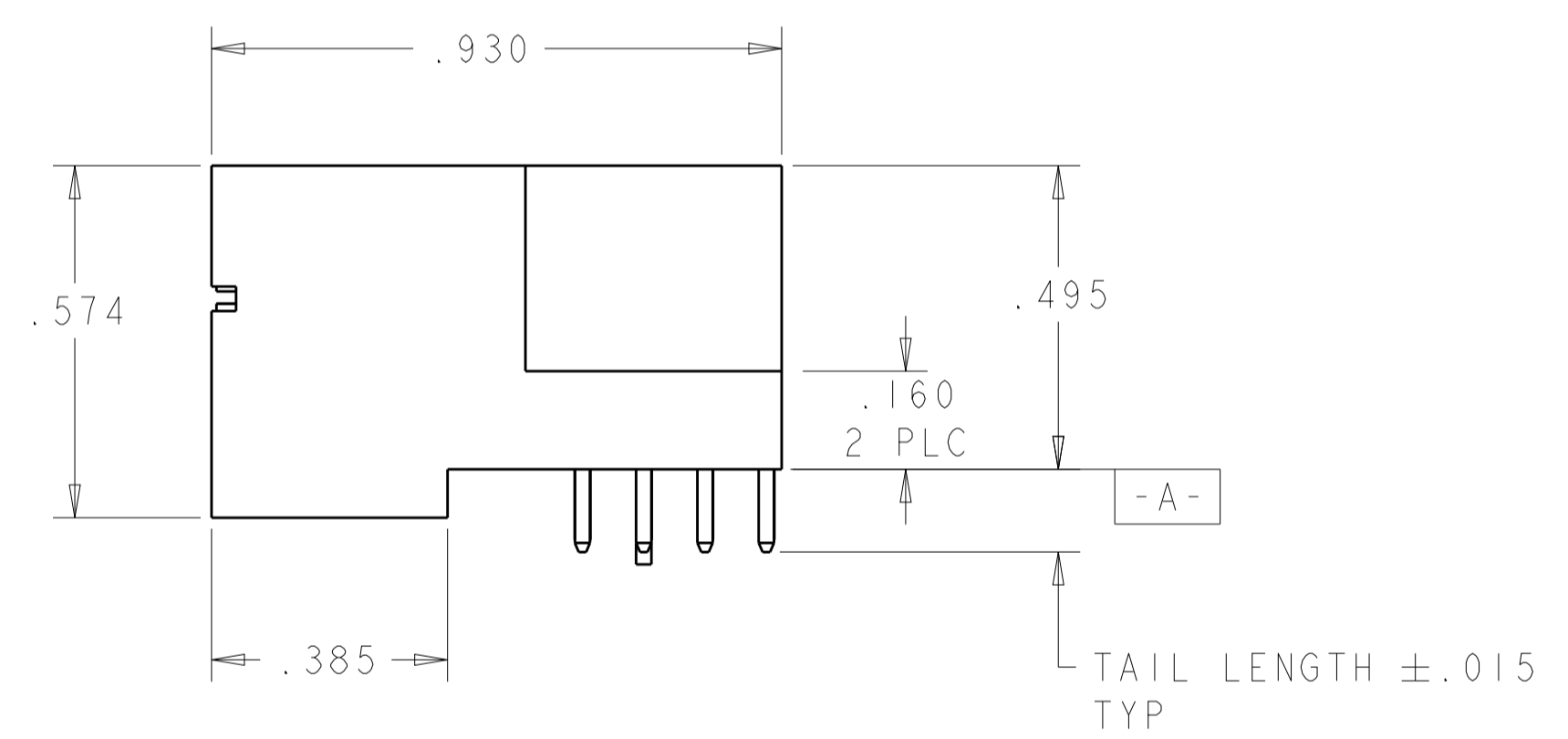
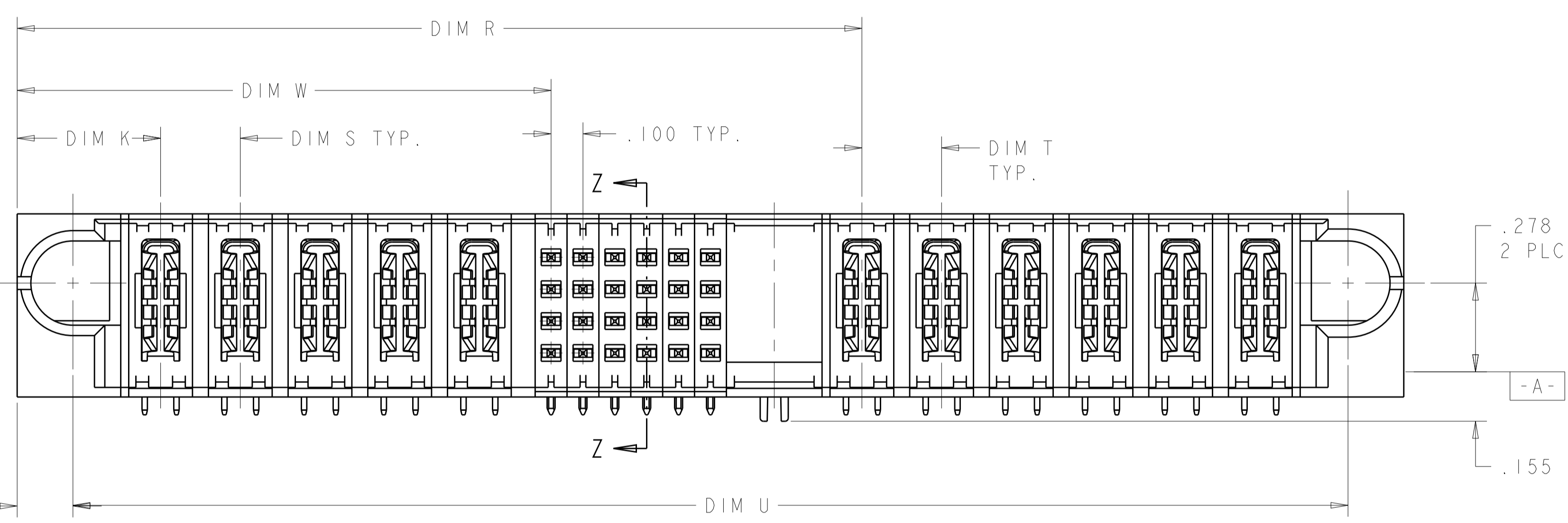


LOC		DIST		REVISIONS			
P	LTN	DESCRIPTION	DATE	DMN	APVD		
A		REV PER 0S12-0650-04	22FEB2005	RG	MP		
B		REV PER ECR-07-016848	18JUL2007	CZ	SY		
B1		ADDED THE DASH NO -15	11MAY2011	ML	SZ		



- 1 "AMP", PART NUMBER, AND DATE CODE TO BE MARKED IN AREA SHOWN
- 2 MATERIAL: HOUSING - GLASS FILLED HIGH TEMP THERMO PLASTIC, UL94 V-0
 SIGNAL CONTACT - COPPER ALLOY
 POWER CONTACT - HIGH CONDUCTIVITY COPPER ALLOY
- 3 CONTACT PLATING: NOBLE METAL PLATING ON CONTACT FUNCTIONAL AREA OF POWER AND SIGNAL CONTACTS
- 4 MECHANICAL CONNECTOR KEEP OUT ZONE.
- 5 DATUM AND BASIC DIMENSIONS ESTABLISHED BY CUSTOMER.
- 6 PCB - ALL HOLE DIAMETERS ARE FINISHED HOLE SIZES
- 7 PCB - .0453 ± .0010 DRILLED HOLES PLATED WITH .0003 MIN Sn OVER .001-.003 CU PLATING TO ACHIEVE .040 ± .003 DIAMETER HOLE
- 8 VARIABLE DIMS SHOWN ON VIEW (SHEET 2)
- 9 NOT RELEASED FOR PRODUCTION



B1	5.150	.300	.300	3.550	2.700	5.200	-	5.500	.450	8ACP + 32S + 6ACP	I-6450230-5
	2.300	.300	.250	1.950	1.275	2.350	-	2.650	.475	3ACP + 24S + 2P	6450230-6
9	5.450	.250	.250	3.350	2.375	5.500	-	5.800	.450	8P + 36S + 9P	6450230-4
	4.275	.250	.250	3.175	2.500	4.325	-	4.625	.475	2ACP + 6P + 24S + 5P	6450230-3
	4.000	.250	.250	2.650	1.675	4.050	2.225	4.350	.450	5P + 24S + 1M + 6P	6450230-2
	4.000	.250	.250	2.650	1.675	4.050	2.225	4.350	.450	5P + 24S + 1M + 6P	6450230-1
	DIM U	DIM S	DIM T	DIM R	DIM W	DIM D	DIM M	DIM L	DIM K	DESCRIPTION	PART NUMBER

DIMENSIONS: INCHES
 TOLERANCES UNLESS OTHERWISE SPECIFIED:
 0 PLC ±.01
 1 PLC ±.01
 2 PLC ±.01
 3 PLC ±.005
 4 PLC ±.0020
 ANGLES ±.020
 FINISH: 2, 3

DWN: R.GRZYBOWSKI
 CHK: M.PERCHEKKE
 APVD: M.PERCHEKKE
 PRODUCT SPEC: 108-1973
 APPLICATION SPEC: 114-13038
 WEIGHT: -
 CUSTOMER DRAWING

Tyco Electronics
 Shanghai, P.R.China 200233
 NAME: RIGHT ANGLE SOLDER HEADER ASSEMBLY MULTI-BEAM XL
 SIZE: A1
 CAGE CODE: 00779
 DRAWING NO: 6450230
 SCALE: 1:1
 SHEET: 1 OF 5
 REV: B1

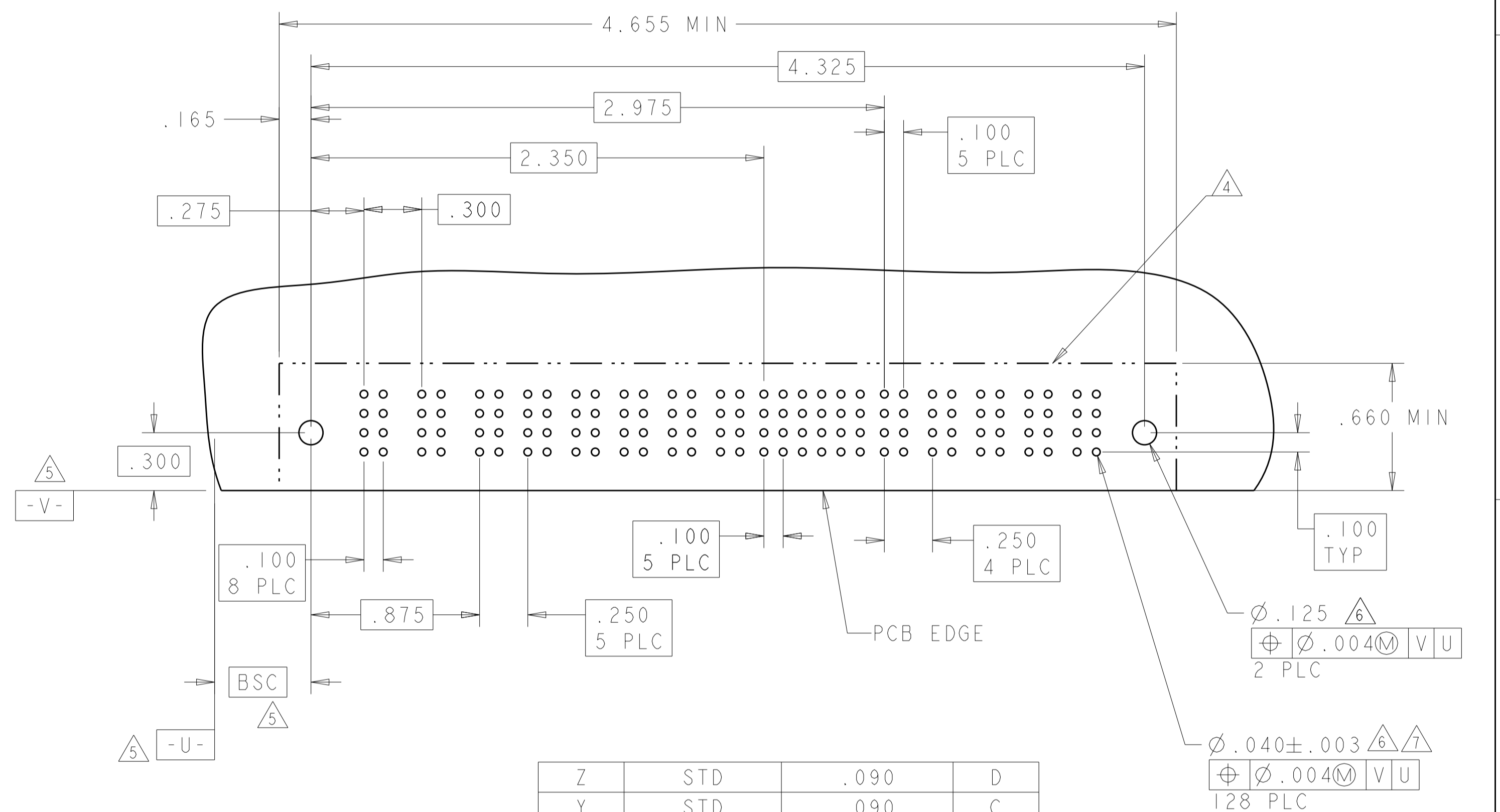
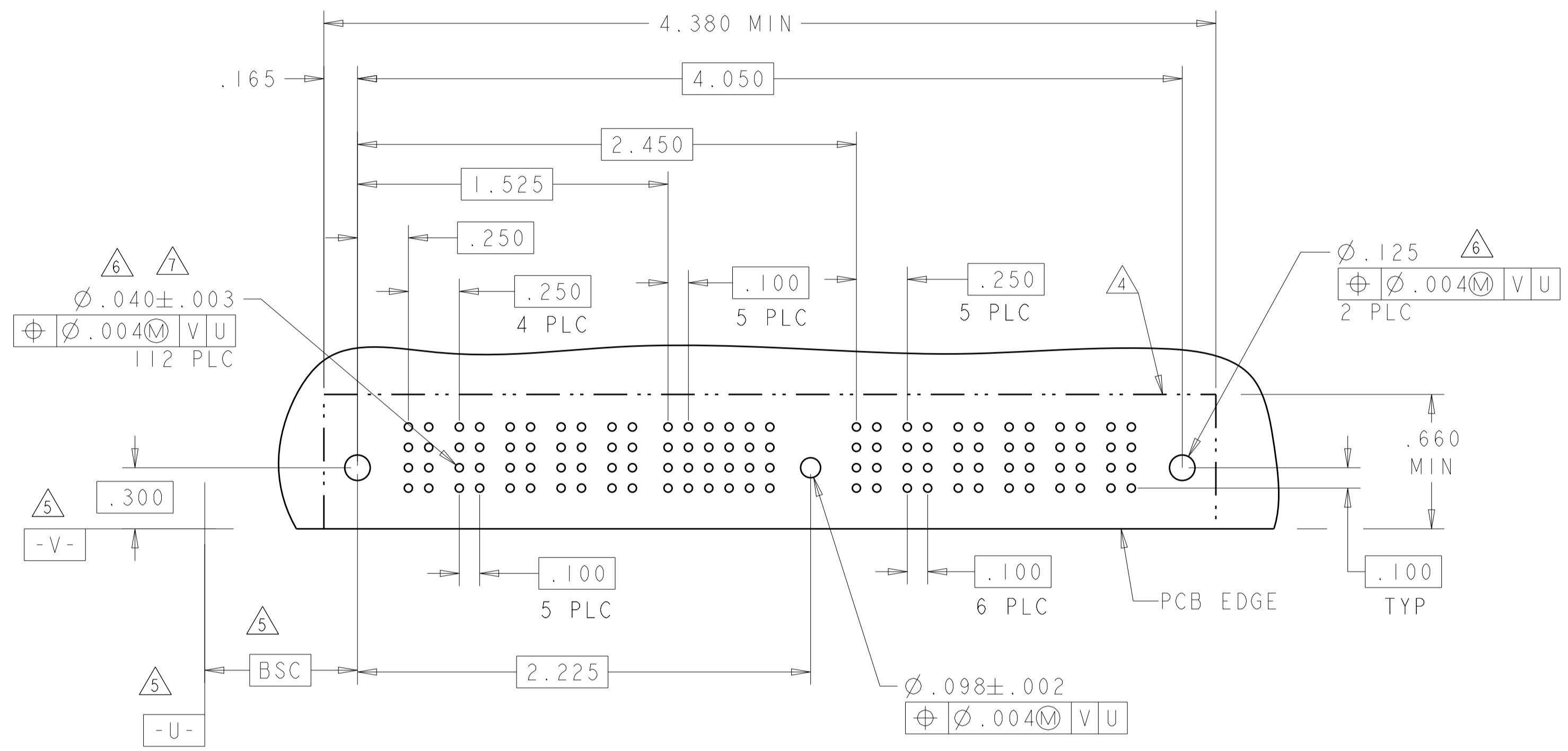
LOC	DIST	REV	DATE	BY	APPV
ES	00				

PART NUMBER	ROWS	POWER					SIGNAL						CM	POWER					
		P1	P2	P3	P4	P5	1	2	3	4	5	6		P6	P7	P8	P9	P10	P11
6450230-1	D C B A	PM	PM	PM	PM	PM	J	J	J	J	J	J	HD	PM	PM	PM	PM	PM	PM
		PM	PM	PM	PM	PM	K	K	K	K	K	K		PM	PM	PM	PM	PM	
		PM	PM	PM	PM	PM	N	N	N	N	N	N		PM	PM	PM	PM	PM	
		PM	PM	PM	PM	PM	S	S	S	S	S	H			PM	PM	PM	PM	PM

5P + 24S + 1M + 6P

PART NUMBER	ROWS	POWER								SIGNAL						POWER					
		P1	P2	P3	P4	P5	P6	P7	P8	1	2	3	4	5	6	P9	P10	P11	P12	P13	
6450230-3	D C B A	PM	PM	PM	PM	PM	PM	PM	PM	E	J	E	E	J	E		PM	PM	PM	PM	PM
		PM	PM	PM	PM	PM	PM	PM	K	K	F	K	K	K	PM		PM	PM	PM	PM	
		PM	PM	PM	PM	PM	PM	PM	N	N	N	G	N	N	PM		PM	PM	PM	PM	
		PM	PM	PM	PM	PM	PM	PM	H	S	H	H	S	H	PM		PM	PM	PM	PM	

2ACP + 6P + 24S + 5P

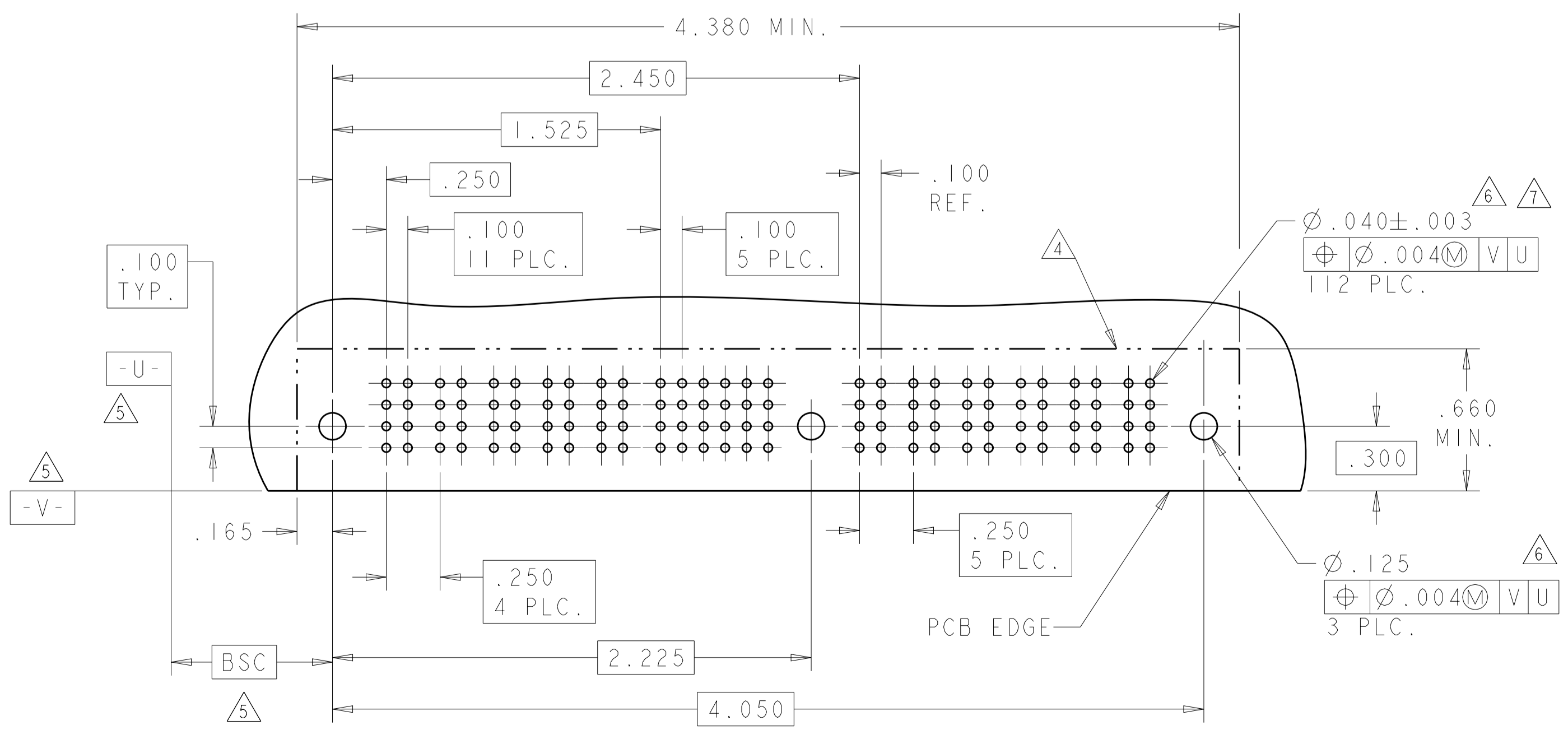


PART NUMBER	ROWS	POWER					SIGNAL						CM	POWER					
		P1	P2	P3	P4	P5	1	2	3	4	5	6		P6	P7	P8	P9	P10	P11
6450230-2	D C B A	PM	PM	PM	PM	PM	J	J	J	J	J	J		PM	PM	PM	PM	PM	PM
		PM	PM	PM	PM	PM	K	K	K	K	K	K		PM	PM	PM	PM	PM	
		PM	PM	PM	PM	PM	N	N	N	N	N	N		PM	PM	PM	PM	PM	
		PM	PM	PM	PM	PM	S	S	S	S	S	H			PM	PM	PM	PM	PM

5P + 24S + 1M + 6P

Z	STD	.090	D
Y	STD	.090	C
R	STD	.090	B
O	STD	.090	A
A4	MLBF	.090	D
A3	MLBF	.090	C
A2	MLBF	.090	B
A1	MLBF	.090	A
E	MLBF	.135	D
F	MLBF	.135	C
G	MLBF	.135	B
H	MLBF	.135	A
J	STD	.135	D
K	STD	.135	C
N	STD	.135	B
S	STD	.135	A

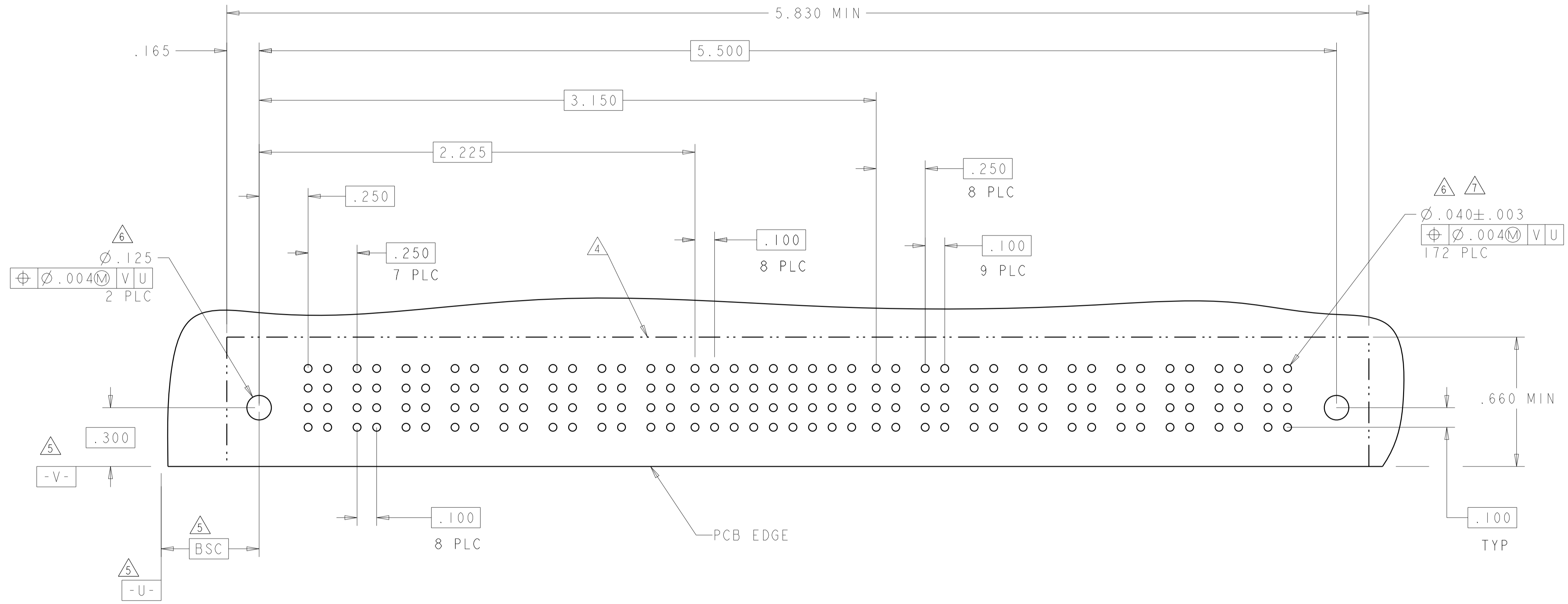
CODE	MATING SEQUENCE	TAIL LENGTH	ROW
PM		.135	
PA		.090	



DIMENSIONS: INCHES 		TOLERANCES UNLESS OTHERWISE SPECIFIED: 0 PLC ±. 1 PLC ±.01 2 PLC ±.01 3 PLC ±.005 4 PLC ±.002 ANGLES ±.020		DWN R. GRZYBOWSKI 22FEB05 CHK M. PERCHERKE 22FEB05 APVD M. PERCHERKE PRODUCT SPEC 108-1973 APPLICATION SPEC 114-13038 WEIGHT CUSTOMER DRAWING		Tyco Electronics Shanghai, P.R. China 200233 NAME RIGHT ANGLE SOLDER HEADER ASSEMBLY MULTI-BEAM XL SIZE CAGE CODE DRAWING NO A1 00779 6450230 RESTRICTED TO	
SCALE 1:1		SHEET 2 OF 5		REV B1			

LOC	DIST	REVISIONS			
P	LTH	DESCRIPTION	DATE	DWN	APVD
-	-	SEE SHEET 1	-	-	-

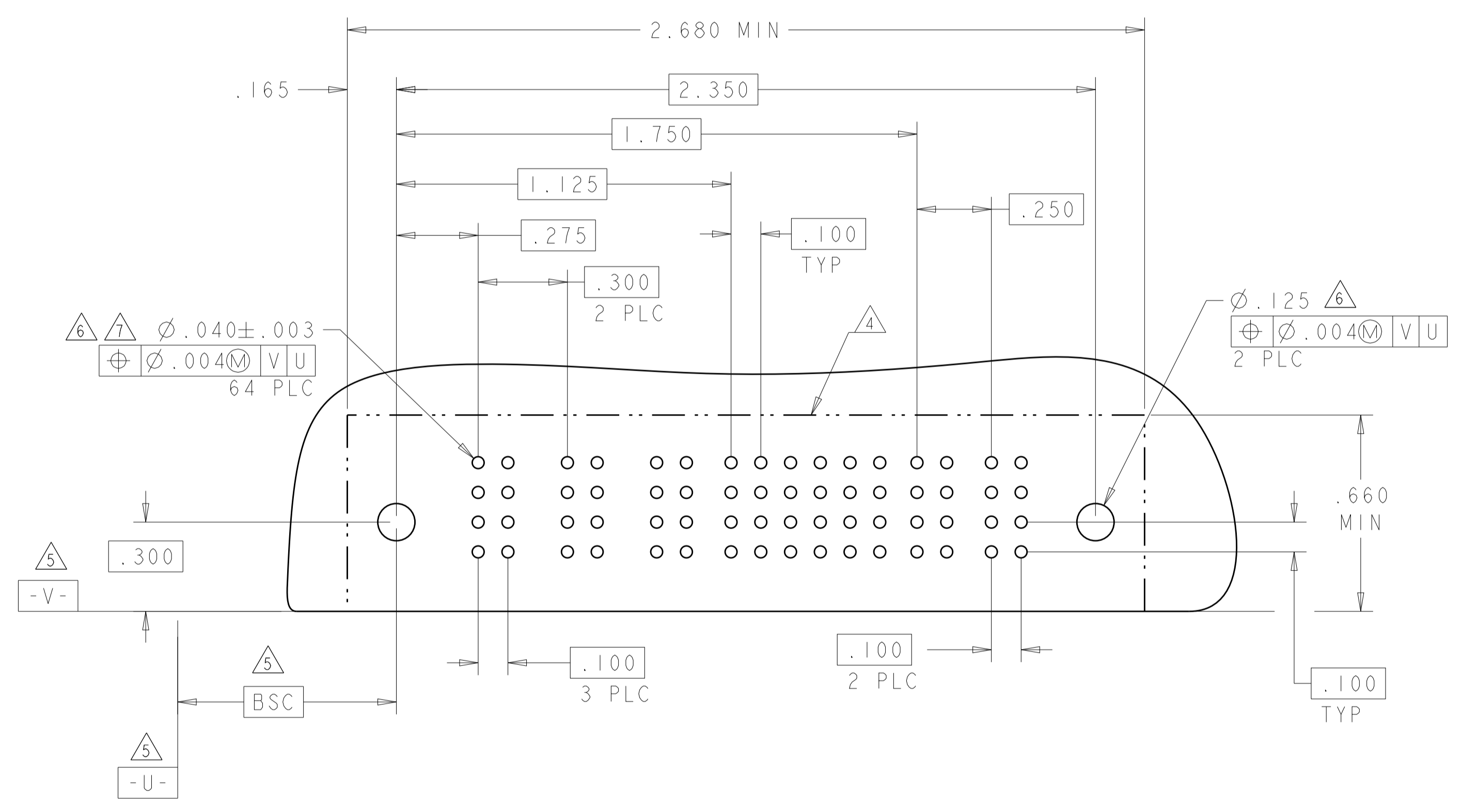
PART NUMBER	ROWS	POWER								SIGNAL									POWER										
		P1	P2	P3	P4	P5	P6	P7	P8	1	2	3	4	5	6	7	8	9	P9	P10	P11	P12	P13	P14	P15	P16	P17		
6450230-4	D C B A	PM	PM	PM	PM	PM	PM	PM	PM	J	J	J	J	J	J	J	E	J	PM	PM	PM	PM	PM	PM	PM	PM	PM		
		K	K	K	K	K	K	K	K	K	K	K	K	K	K	K	K	K											
		N	N	N	N	N	N	N	N	N	N	N	N	N	N	N	N	N											
		S	S	S	S	S	S	S	S	S	S	S	S	S	S	S	S	S											
8P + 36S + 9P																													



DIMENSIONS: INCHES 		TOLERANCES UNLESS OTHERWISE SPECIFIED: 0 PLC ±. 1 PLC ±. 2 PLC ±.01 3 PLC ±.005 4 PLC ±.0020 ANGLES ±.7° FINISH		DWN R. GRZYBOWSKI 22FEB05 CHK M. PERCHERKE 22FEB05 APVD M. PERCHERKE PRODUCT SPEC 108-1973 APPLICATION SPEC 114-13038 WEIGHT CUSTOMER DRAWING		Tyco Electronics Shanghai, P.R.China 200233 NAME RIGHT ANGLE SOLDER HEADER ASSEMBLY MULTI-BEAM XL SIZE A1 CAGE CODE 00779 DRAWING NO. 6450230 SCALE 1:1 SHEET 3 OF 5 REV B1	
---------------------------	--	--	--	---	--	---	--

LOC	DIST	REVISIONS			
P	LTN	DESCRIPTION	DATE	DWN	APVD
-	-	SEE SHEET 1	-	-	-

PART NUMBER	ROWS	POWER			SIGNAL						POWER	
		P1	P2	P3	1	2	3	4	5	6	P4	P5
6450230-6	D C B A	PM	PM	PM	J	J	J	J	J	J	PM	PM
					K	K	K	K	K	K		
					N	N	N	N	N	N		
					S	S	S	S	S	H		
3ACP + 24S + 2P												



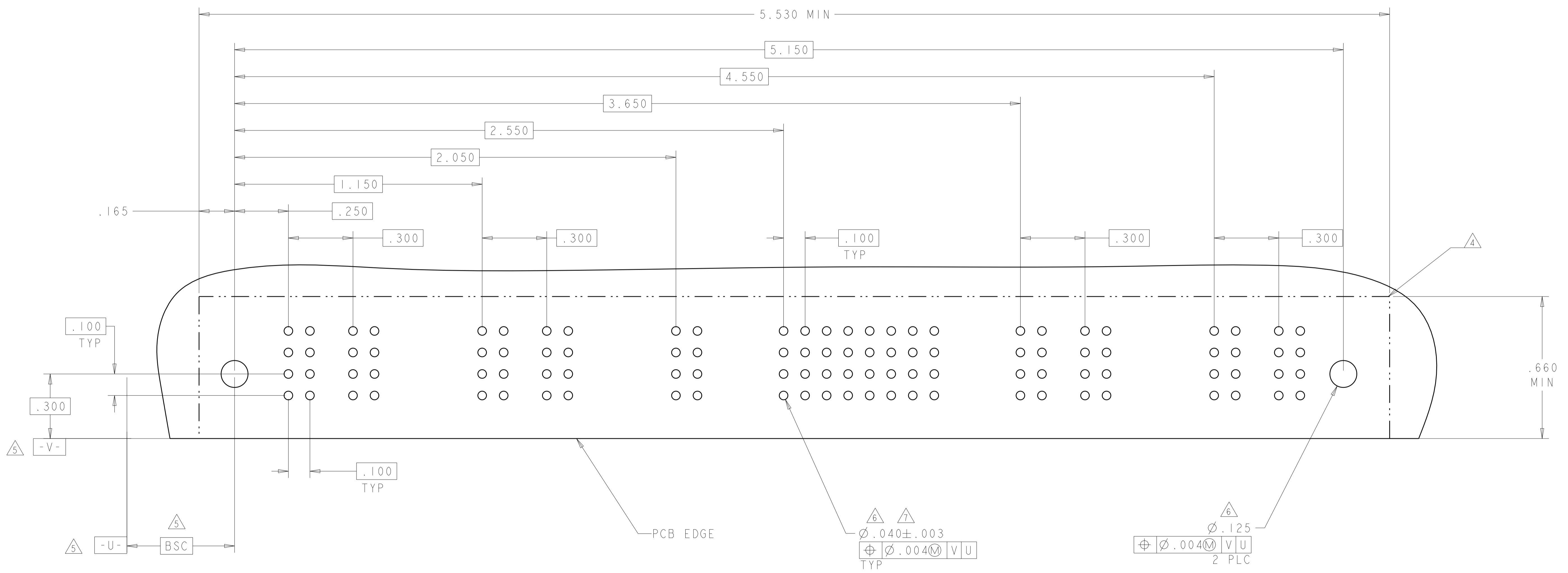
<small>THIS DRAWING IS UNPUBLISHED. RELEASED FOR PUBLICATION. IT IS THE PROPERTY OF TYCO ELECTRONICS CORPORATION AND IS TO BE CONTROLLED THROUGHOUT THE ENTIRE ORGANIZATION. IT IS TO BE KEPT IN CONFIDENTIALITY AND NOT TO BE REPRODUCED OR DISCLOSED TO ANY OTHER PERSONS WITHOUT THE WRITTEN PERMISSION OF TYCO ELECTRONICS CORPORATION.</small>		DWN: R. GRZYBOWSKI 22FEB05 CHK: M. PERCHERKE 22FEB05 APVD: M. PERCHERKE	Tyco Electronics Shanghai, P.R.China 200233
DIMENSIONS: INCHES	TOLERANCES UNLESS OTHERWISE SPECIFIED: 0 PLC ±. 1 PLC ±.01 2 PLC ±.01 3 PLC ±.005 4 PLC ±.0020 ANGLES ±.7°	NAME: RIGHT ANGLE SOLDER HEADER ASSEMBLY MULTI-BEAM XL PRODUCT SPEC: 108-1973 APPLICATION SPEC: 114-13038 WEIGHT: - CUSTOMER DRAWING	SIZE: A CAGE CODE: 00779 DRAWING NO: 6450230 RESTRICTED TO: - SCALE: 1:1 SHEET: 4 OF 5 REV: B1

LOC	DIST	REVISIONS			
P	LTN	DESCRIPTION	DATE	DMN	APVD
ES	00	SEE SHEET 1	-	-	-

(B1)

PART NUMBER	ROWS	POWER								SIGNAL								POWER					
		P1	P2	P3	P4	P5	P6	P7	P8	1	2	3	4	5	6	7	8	P9	P10	P11	P12	P13	P14
1-6450230-5	D C B A	PM	PM		PM	PM		PM		J	J	J	J	J	J	J	J		PM	PM		PM	PM
										K	K	K	K	K	K	K	K						
										N	N	N	N	N	N	N	N						
8ACP + 32S + 6ACP										H	S	S	S	S	S	S							

NO CONTACT LOADED



<small>THIS DRAWING IS UNPUBLISHED. RELEASED FOR PUBLICATION. ALL RIGHTS RESERVED.</small> <small>TYCO ELECTRONICS CORPORATION</small>		DMN: R. GRZYBOWSKI CHK: M. PERCHERKE APVD: M. PERCHERKE	22FEB05 22FEB05 -	Tyco Electronics Shanghai, P.R.China 200233
DIMENSIONS: INCHES 		TOLERANCES UNLESS OTHERWISE SPECIFIED: 0 PLC ±. 1 PLC ±.01 2 PLC ±.01 3 PLC ±.005 4 PLC ±.0020 ANGLES ±.2°		NAME: RIGHT ANGLE SOLDER HEADER ASSEMBLY MULTI-BEAM XL PRODUCT SPEC: 108-1973 APPLICATION SPEC: 114-13038
MATERIAL: - FINISH: -		WEIGHT: - CUSTOMER DRAWING: -	SIZE: A CAGE CODE: 00779 DRAWING NO: 6450230	RESTRICTED TO: - SCALE: 1:1 SHEET: 5 OF 5 REV: B1