THIS DRAWING IS UNPUBLISHED. RELEASED FOR PUBLICATION OCTOBER ,2006.
© COPYRIGHT 2006 By – ALL RIGHTS RESERVED.

LOC	DIST
E	B

REVISIONS

P	LTR	DESCRIPTION	DATE	DWN	APVD
	C1	REVISED PER ECO-11-005033	01APR11	RK	HMR
	D	REVISED PER ECO-12-009395	17MAY12	TITAN	MARTIN

NOTES:

1. SINGLE PACK IN ACCORDANCE WITH AMP SPEC 107-3275
2. 50 TRAY PACK IN ACCORDANCE WITH AMP SPEC 107-3275
3. Au PLATING
4. Ni PLATING
5. RECOMMENDED MOUNT NUT 1-1634816-0
6. RECOMMENDED LOCKWASHER 1-1634817-0
7. FOR TECHNICAL DATA REFER TO YOUR LOCAL TE CONNECTIVITY SALES OFFICE
8. ALL DIMENSIONS ARE NOMINAL FOR REFERENCE ONLY UNLESS OTHERWISE STATED

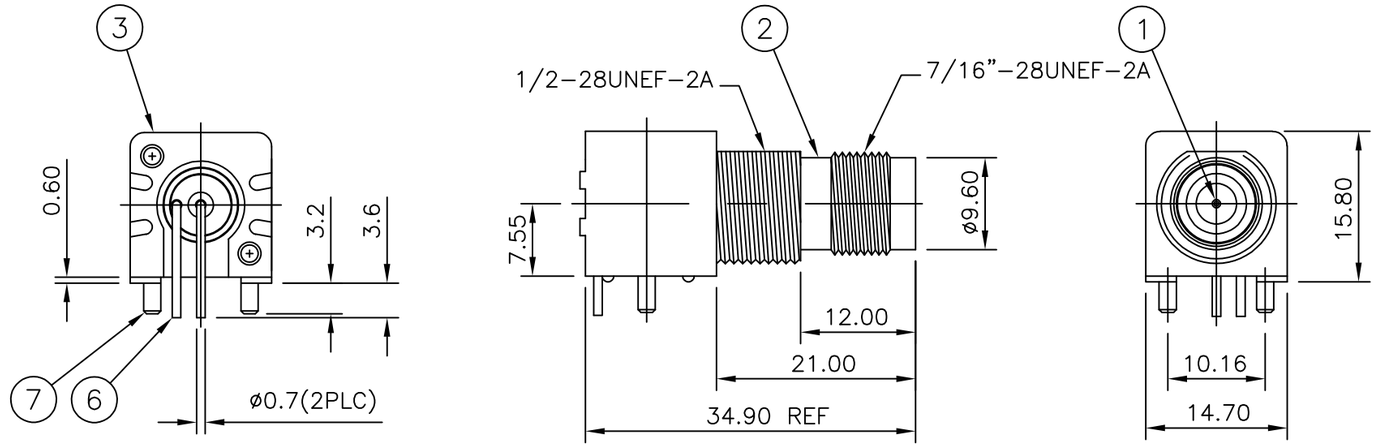

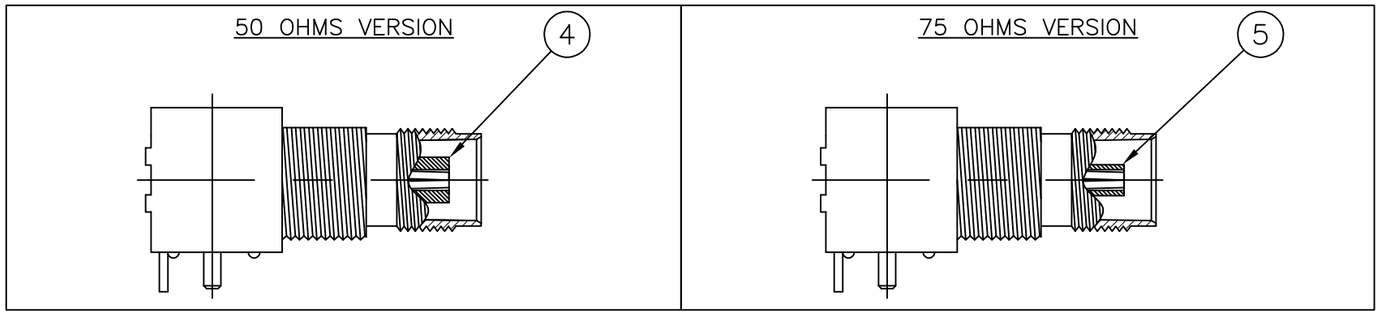

			Obsolete	Obsolete		Obsolete			
			2	2	2	2	BRASS 4	MOUNTING POST	7
			1	1	1	1	BRASS 4	SOLDER TAIL	6
			1	1	–	–	PE-606	INSULATOR	5
			–	–	1	1	PE-606	INSULATOR	4
			1	1	1	1	POLYESTER WHITE	BODY	3
			1	1	1	1	ZINC ALLOY 4	BODY	2
			1	1	1	1	PHOS BRONZE 3	CONTACT	1
			5--3	5--2	5--1	5--0	MATERIAL	DESCRIPTION	ITEM
			1	2	1	2			
QUANTITY PER ASSY							PARTS LIST		

RECOMMENDED MOUNTING HOLE
MAX PANEL THICKNESS: 5.5mm

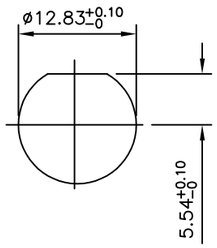

RECOMMENDED PCB LAYOUT
WITHOUT MOUNTING POSTS

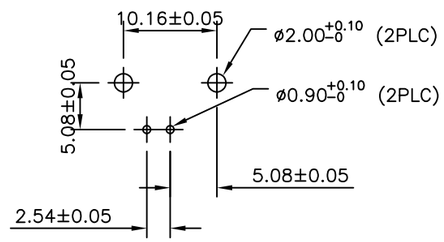

THIS DRAWING IS A CONTROLLED DOCUMENT.

DIMENSIONS: mm

TOLERANCES UNLESS OTHERWISE SPECIFIED:
0 PLC ± –
1 PLC ± –
2 PLC ± –
3 PLC ± –
4 PLC ± –
ANGLES ± –

MATERIAL: SEE TABLE
FINISH: SEE TABLE

DWN	RITA ZUO	11 Mar 09
CHK	ANSON MA	11 Mar 09
APVD	BOB ZHAO	11 Mar 09
PRODUCT SPEC	108-112000	
APPLICATION SPEC	–	
WEIGHT	–	

TE Connectivity

NAME: TNC R/A INSULATED PCB SOCKET 50 & 75 OHM –

SIZE	CAGE CODE	DRAWING NO	RESTRICTED TO
A3	00779	C-1814807	–

CUSTOMER DRAWING | SCALE NTS | SHEET 1 OF 1 | REV D