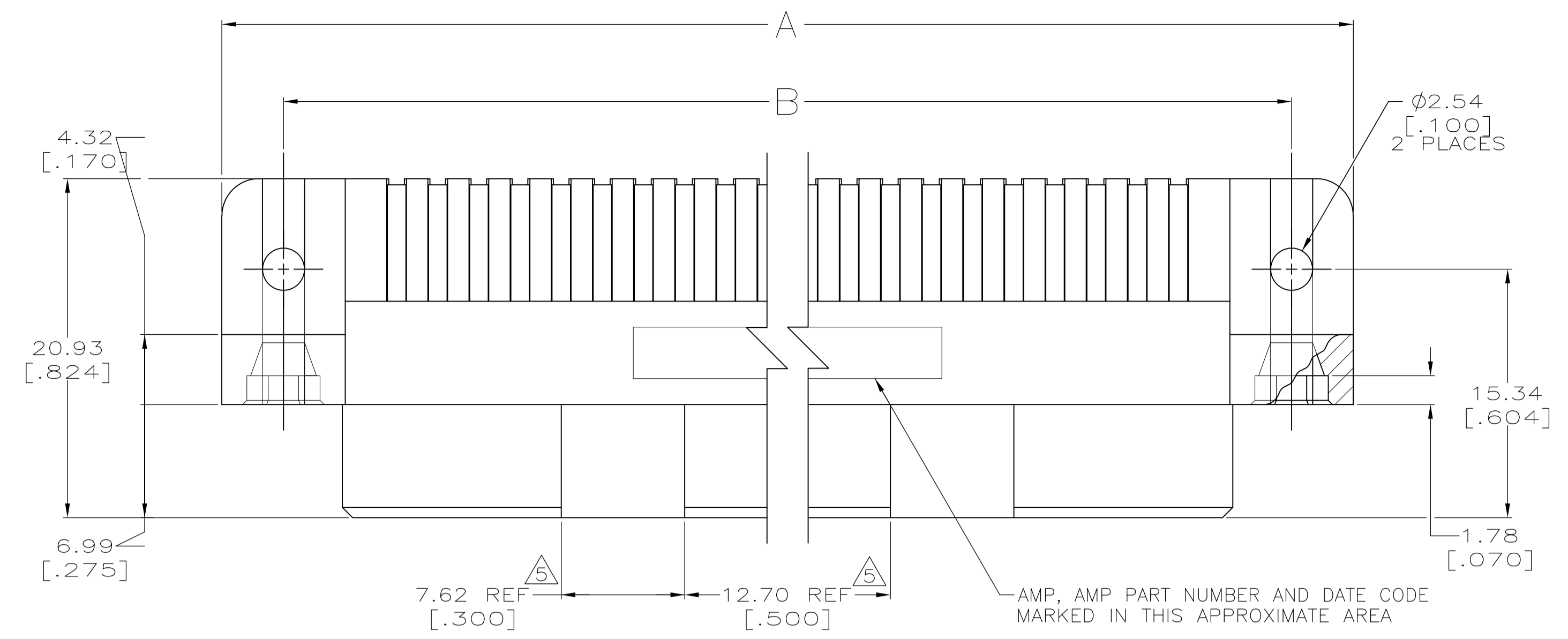
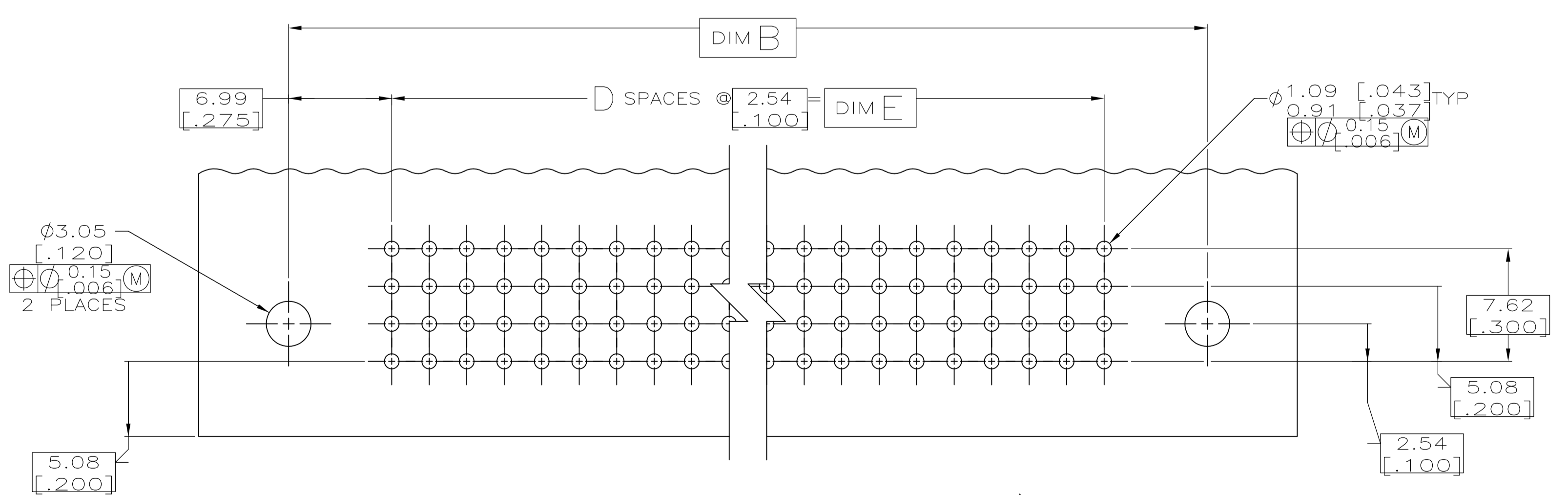
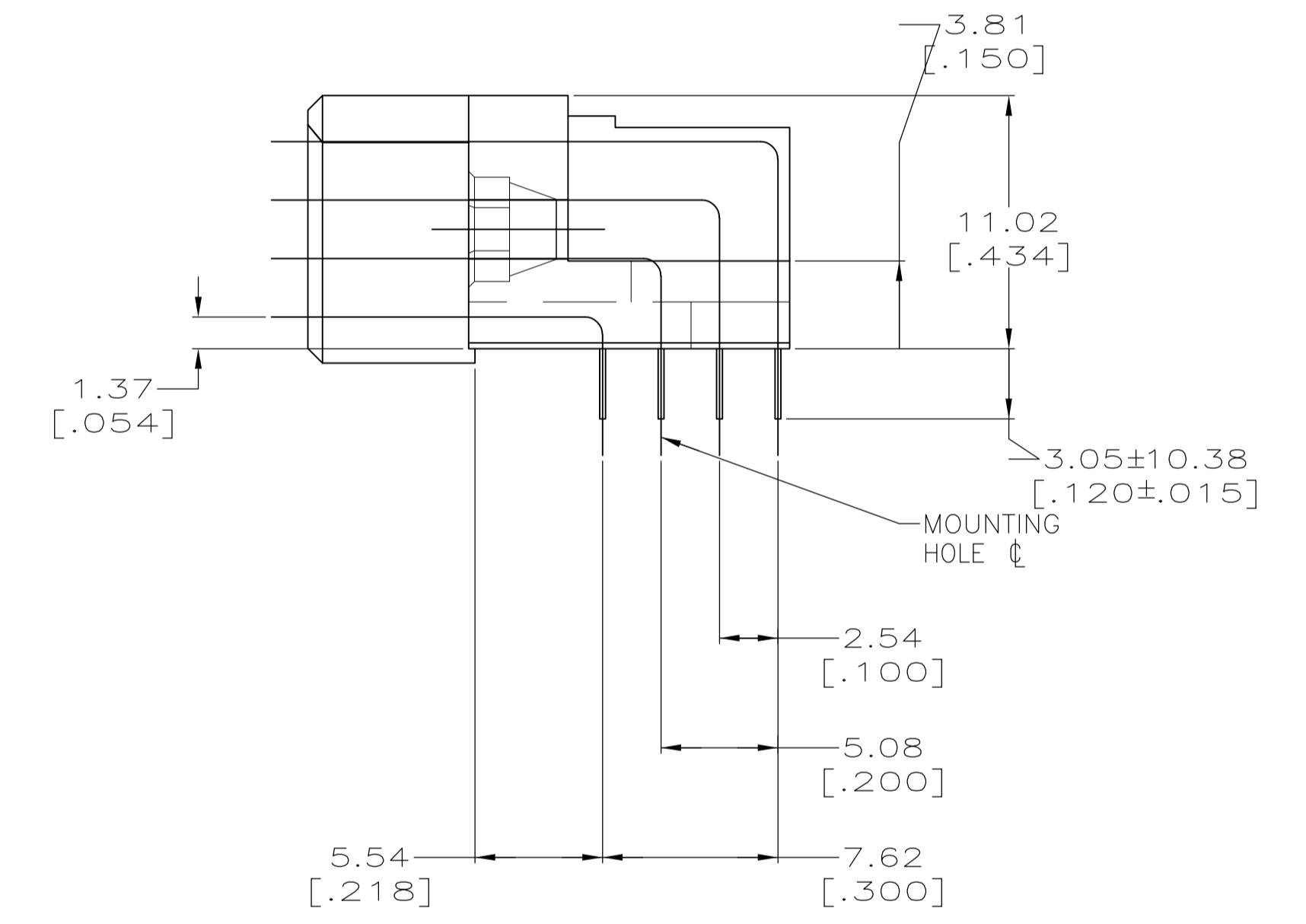
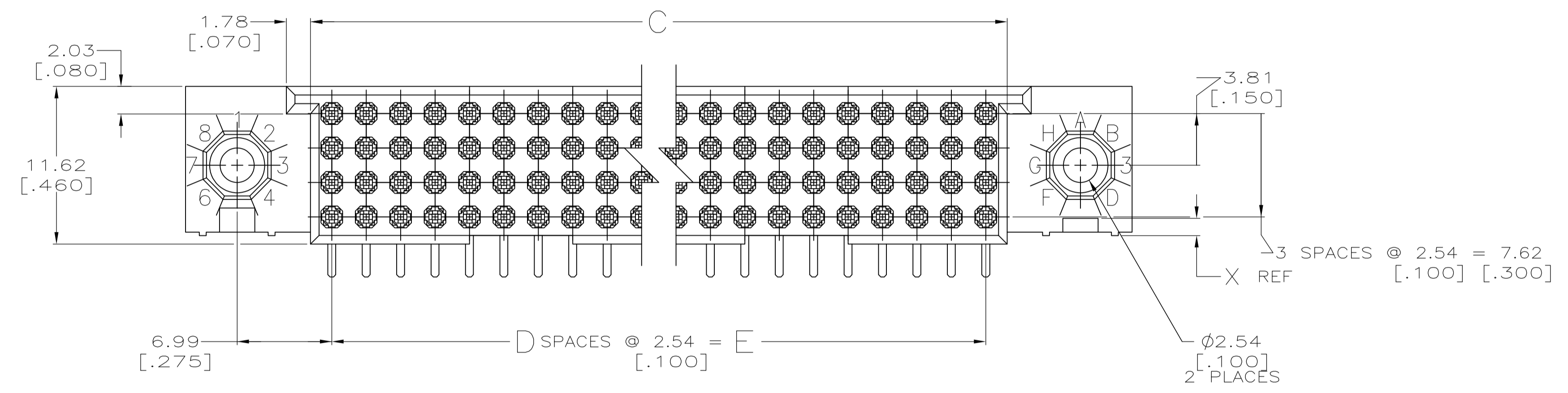


REVISIONS					
REV	DATE	BY	APPV	DESCRIPTION	DATE
E	13NOV15	BJ	FY	REVISED PER ECO-15-015252	



- △1 HOUSING MATERIAL: THERMOPLASTIC, COLOR-NATURAL.
- △2 CONTACT MATERIAL: COPPER ALLOY.
- △3 FINISH:
MATING AREA: MEETS THE PERFORMANCE REQUIREMENTS OF PRODUCT SPECIFICATION 108-9063; BASED ON TELCORDIA DR-1217-CORE APPLICATIONS IN UNCONTROLLED ENVIRONMENTS.
SOLDER TAILS AREA: TIN-LEAD PLATED.
- △4 SOLDER TAILS MUST FIT HOLE PATTERN AS SHOWN ON THE RECOMMENDED P.C. BOARD LAYOUT.
- △5 QUANTITIES OF VOID CORING ARE DEPENDENT ON THE POSITION SIZE OF THE HOUSING.
- △6 OBSOLETE PART NUMBER.



RECOMMENDED P. C. BOARD LAYOUT △4

100	60.96 [2.400]	24	64.11 [2.524]	74.93 [2.950]	82.55 [3.250]	1.27 [.050]	598009-4
240	149.86 [5.900]	59	153.01 [6.024]	163.83 [6.450]	171.45 [6.750]	1.27 [.050]	598009-2
240	149.86 [5.900]	59	153.01 [6.024]	163.83 [6.450]	171.45 [6.750]	2.03 [.080]	598009-1
POSITION SIZE	E	D	C	B	A	X	PART NUMBER

THIS DRAWING IS A CONTROLLED DOCUMENT.

DIMENSIONS: mm [INCHES]	TOLERANCES UNLESS OTHERWISE SPECIFIED:	DIN T. SHUEY 12-10-96	APPROVED G. SKIPPER 12-10-96	NAME
0 PLC ± -	1 PLC ± -	2 PLC ± -	3 PLC ± 0.13 [.005]	4 PLC ± -
ANGLES ± -				
MATERIAL	FINISH	WEIGHT	SIZE	CAGE CODE
			A1	00779
CUSTOMER DRAWING		SCALE	4:1	SHEET 1 OF 1

STE TE Connectivity

RECETPACLE ASSEMBLY, HDI, 4 ROW, 3.05 [.120] LONG TAILS

108-9063

DRAWING NO. 598009