

1

2

3

4

A

A

B

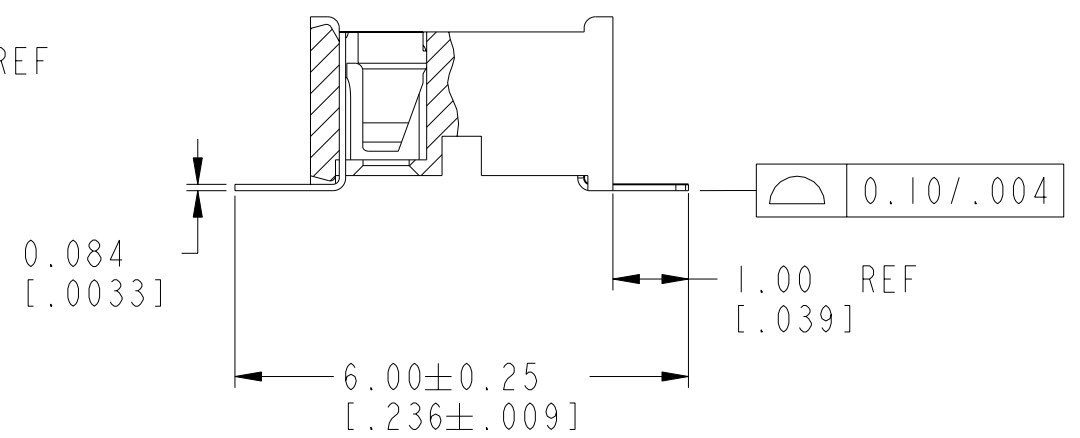
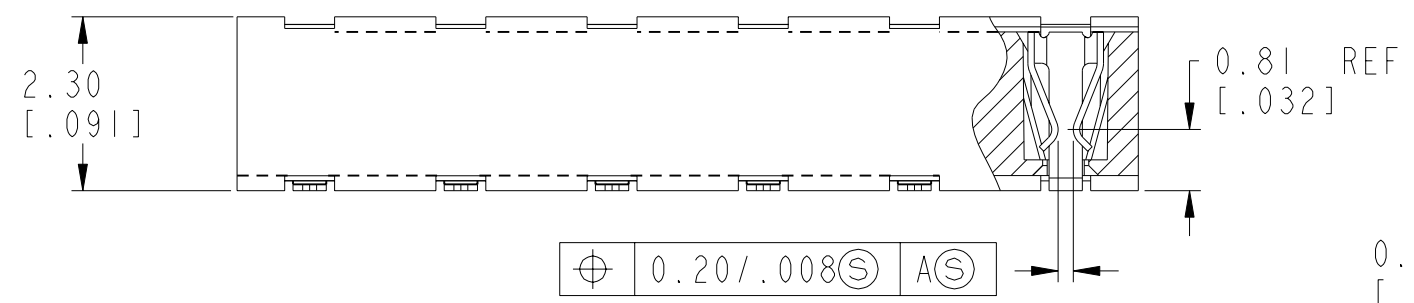
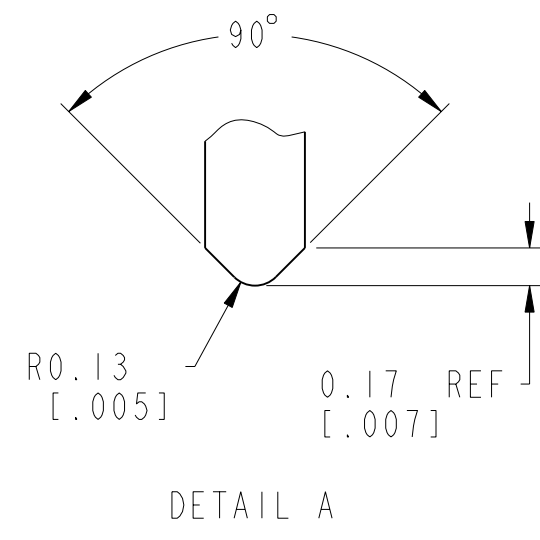
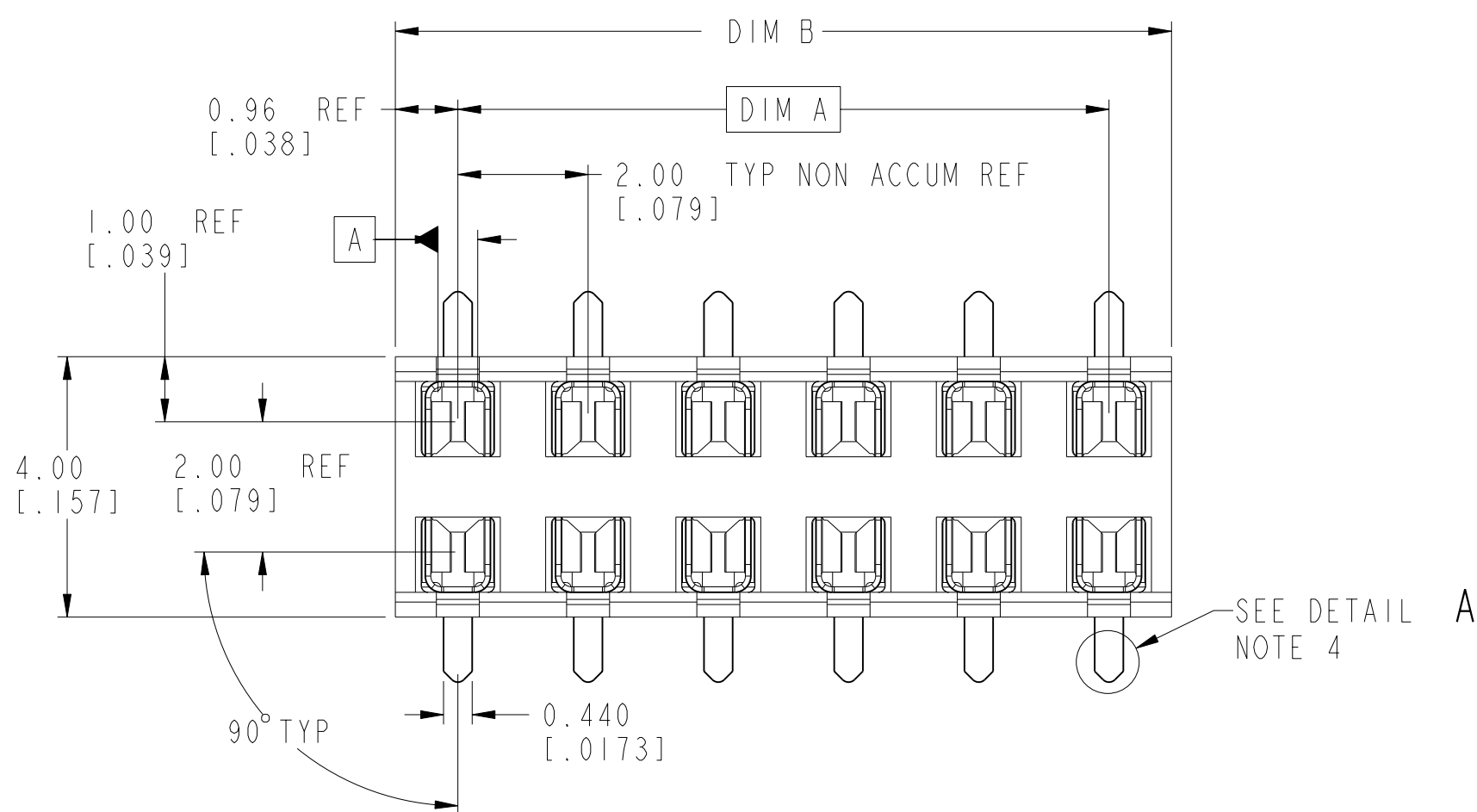
B

C

C

D

D



Copyright FCI.

CONFIDENTIAL

www.fciconnect.com				surface - ✓ ISO 1302	tolerance std ISO 406 ISO 1101	projection MM/INCH	Scale 10:1		
TOLERANCES UNLESS OTHERWISE SPECIFIED						size A3	ECN S10-0136		
Dr	BS LOW	2000-01-06	ANGLAR	0.X	±0.3		Spec ref -		
Eng	BS LOW	2000-01-06	LINEAR	0.XX	±0.13	-			
Chr	KH LEE	2010-06-28	0° ±2°	0.XXX	±0.051	-			
Appr	JOEY NG	2010-06-28	Product family		LPVCC	-			
rev	ecn no	dr	date	FCI		title LOW PROFILE VCC		dwg no 91596	Rev. W
P	S50184	BSL	1995-09-19	BOTTOM ENTRY SMT 2.3 ASSY		CUSTOMER		sheet 1 of 2	
R	S60082	BSL	1996-03-26	catalog no		-			
S	S70073	BSL	1997-03-25						
T	V94400	BSL	1999-12-01						
U	S05-0059	KBM	2005-04-20						
V	S09-0253	NBR	2009-08-25						
W	S10-0136	NBR	2010-06-28						

REV F - 2006-04-17

1

2

3

PDM: Rev:W

STATUS: Released

Printed: Jul 08, 2010

PRODUCT NO	POSITIONS	DIM. A	DIM. B
91596-X04	2 X 2	2.00 / .079	3.92 / .154
-X06	2 X 3	4.00 / .158	5.92 / .233
-X08	2 X 4	6.00 / .236	7.92 / .312
-X10	2 X 5	8.00 / .315	9.92 / .391
-X12	2 X 6	10.00 / .394	11.92 / .469
-X14	2 X 7	12.00 / .472	13.92 / .548
-X16	2 X 8	14.00 / .551	15.92 / .627
-X18	2 X 9	16.00 / .630	17.92 / .706
-X20	2 X 10	18.00 / .709	19.92 / .784
-X22	2 X 11	20.00 / .787	21.92 / .863
-X24	2 X 12	22.00 / .866	23.92 / .942
-X26	2 X 13	24.00 / .945	25.92 / 1.020
-X28	2 X 14	26.00 / 1.024	27.92 / 1.099
-X30	2 X 15	28.00 / 1.102	29.92 / 1.178

CONTACT AREA PLATING OPTIONS
0=0.20μm/8μ" Au CONTACT AREA.
1=0.76μm/30μ" Au CONTACT AREA.
3=0.38μm/15μ" Au CONTACT AREA.

NOTES:

- HOUSING MAT'L : HIGH TEMP PLASTIC.
- TERMINAL MAT'L : BeCu.
- TERMINAL RETENTION 0.5Kg/1.1 Lbs.
- 'V' CUT OPTIONAL - MANUFACTURING PROCESS OPTION.
- PRODUCT DESCRIPTION CODE:

XXXXX-X XXLF

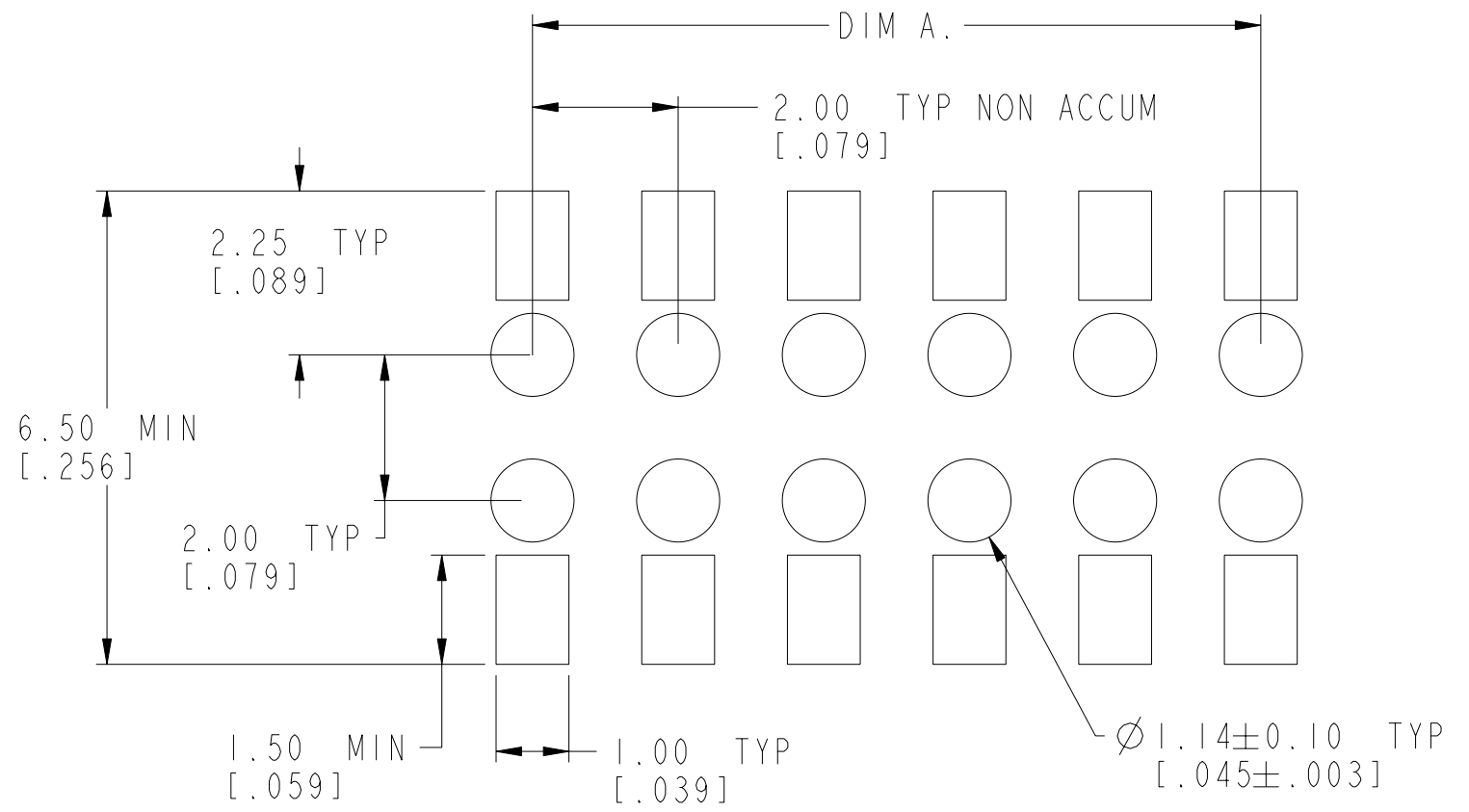


6. PACKAGING:

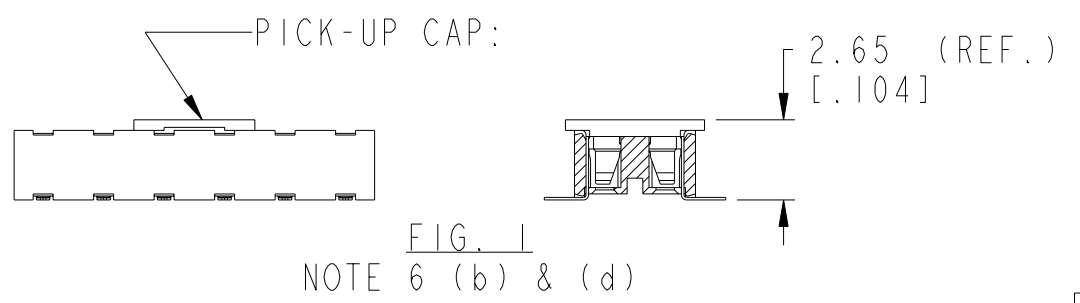
- (a) XXXXX-XXX ---STD PACKAGING IN TUBE.
- (b) XXXXX-XXXTR ---TAPE AND REEL (CONDUCTIVE) PACKAGING WITH PICK-UP CAP (SEE FIG 1).
- (c) XXXXX-XXXTRN ---TAPE AND REEL (CONDUCTIVE) PACKAGING WITHOUT PICK-UP CAP.
- (d) XXXXX-XXXCR ---TAPE AND REEL (NON-CONDUCTIVE) PACKAGING WITH PICK-UP CAP (SEE FIG 1).
- (e) XXXXX-XXXCRN ---TAPE AND REEL (NON-CONDUCTIVE) PACKAGING WITHOUT PICK-UP CAP.

- 7. SOLDER TAILS PLATING:
 - a) SOLDER TAIL OF P/N:91596-XXX IS TIN/LEAD PLATED.
 - b) SOLDER TAIL OF P/N:91596-XXXLF IS GOLD FLASH PLATED.
- 8. THE HOUSING WILL WITHSTAND EXPOSURE TO 255°C PEAK TEMPERATURE FOR 10 SECONDS IN A CONVECTION, INFRA-RED OR VAPOR PHASE REFLOW OVEN.
- 9. THIS PRODUCT MEETS EUROPEAN UNION DIRECTIVES AND OTHER COUNTRY REGULATIONS AS DESCRIBED IN GS-22-008.

10. A SYMBOL WILL BE NEXT TO ANY DIMENSION, VIEW OR NOTE WHICH HAS BEEN MODIFIED WITH THE CURRENT DRAWING REVISION.



RECOMMENDED PAD LAYOUT



CONFIDENTIAL

Material	SEE NOTES	Spec ref	-
Mat code	SEE NOTES	surface	-
Heattreat	-	tolerance	ISO 406
Plating/Finish	SEE NOTES	ISO 1302	ISO 1101
Dr	BS LOW	2000-01-06	
Eng	BS LOW	2000-01-06	Product family LPVCC
Chr	KH LEE	2010-06-28	Model Name 91596_X12
Appr	JOEY NG	2010-06-28	Model Revision -

	LOW PROFILE VCC	dwg no	91596	Rev.	W
	BOTTOM ENTRY SMT 2.3 ASSY				
Pro/E file	catalog no	-	CUSTOMER	sheet 2 of 2	