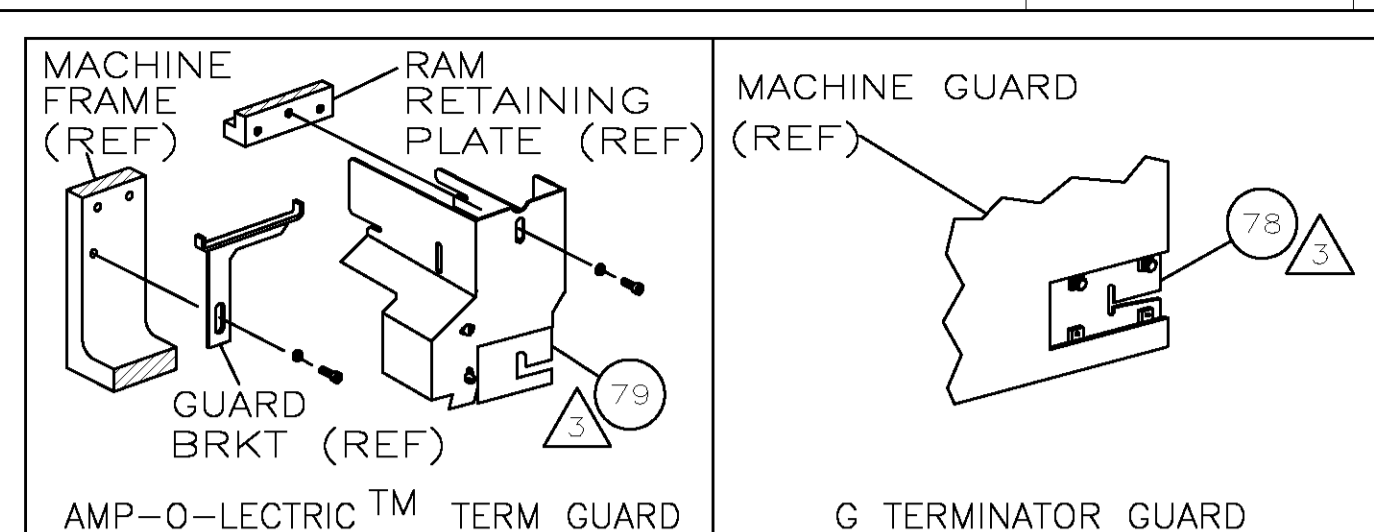


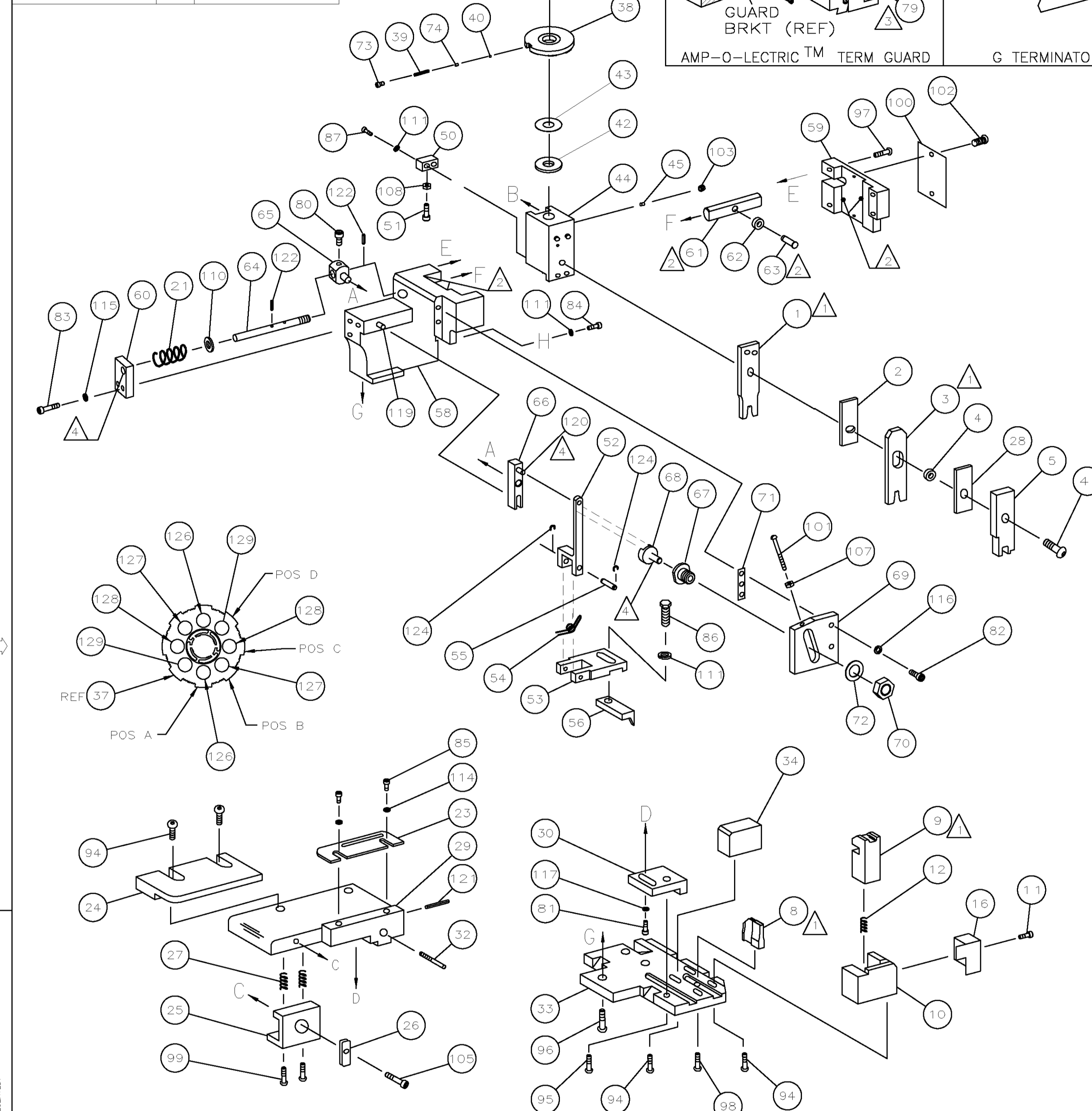
PART NUMBER	REV	FIRST USED
466502-1	M	854400-1
466502-2	M	565435-5
466502-3	-	SEE DWG
466502-4	O	
466502-5	M	354500-1
7-466502-7	G	

466502-3  
OBS



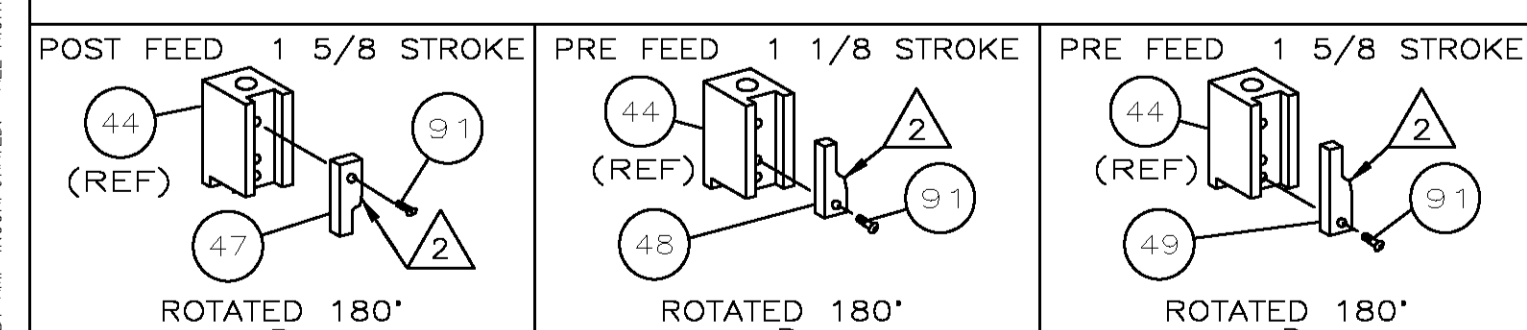
TERMINAL NAME: .250 FASTON™ PIGGY-BACK		CRIMPING DATA			
		PAD LTR	CRIMP HEIGHT	WIRE SIZE	
		A	.072 ±.002	14	
		B	.067 ±.002	2(18)	
		C	.063 ±.002	16	
		D	.057 ±.002	18	
		CRIMP	SIZE	TYPE	RANGE
			.110	F	18-14
		INSUL	.180	F	.120-.170
		FEED	.620	APPL INST	SET UP GAGE LAYOUT
				408-8040	458637-1 L444
		TERM APPL SPEC	114-2082	WIRE STRIP LENGTH .185-.215	

-1	LEADMAKER			MECH POST FEED		-77 SPARE TOOLING KIT		
-2	BENCH MODEL	K		MECH PRE FEED				
-5	BENCH MODEL	G		MECH PRE FEED				



-	2	2	2	-	C	1-354779-1	PIN, WIRE DISC (.3045)D	129
-	2	2	2	-	C	9-354778-5	PIN, WIRE DISC (.2970)C	128
-	2	2	2	-	C	8-354778-5	PIN, WIRE DISC (.2920)B	127
-	2	2	2	-	C	7-354778-7	PIN, WIRE DISC (.2880)A	126
-	1	1	1	-	A	986950-1	WASHER, FLAT PRECISION	125
-	REF	REF	REF	-	A	21045-3	RING, RET "C"(Ø.187)FD FING PIN	124
-	REF	REF	REF	-	A	5-21028-1	PIN, SLT SPR(Ø.125x.50)ADJ ROD	123
-	1	1	1	-	A	4-21028-0	PIN, SLT SPR(Ø.093x.75)ST GDE PL	121
-	REF	REF	REF	-	A	1-21030-1	PIN, DOWEL(Ø.187x.50)LEVER	120
-	REF	REF	REF	-	A	1-21030-6	PIN, DOWEL(Ø.187x1.25)HOUSING	119
-	1	1	1	-	A	21024-5	WASHER, LOCK(#10)ADJ BLOCK	118
-	REF	REF	REF	-	A	21024-5	WASHER, LOCK(#10)ADJ PLATE	117
-	REF	REF	REF	-	A	21024-5	WASHER, LOCK(#10)FEED GDE ROD	116
-	2	2	2	-	A	21024-2	WASHER, LOCK(#4)FRONT STP GUIDE	114
-	4	4	4	-	A	21024-4	WASHER, LOCK(#8)STRIPPER	111
-	REF	REF	REF	-	A	21899-4	WASHER, FLAT(Ø5/16)SCREW ADJ	110
-	1	1	1	-	A	21018-5	NUT, HEX(NO.6)HOLDDOWN	109
-	REF	REF	REF	-	A	21018-5	NUT, HEX(6-32)FEED ADJ	107
-	1	1	1	-	A	22353-8	SCR, SHLD(Ø.187x.25)DRAG LEVER	105
-	1	1	1	-	A	21009-2	SCR, SKT SET(1/4-20x.25 LW)RAM	104
-	2	2	2	-	A	21017-2	SCR, DRIVE(#2x.19)ID PLATE	102
-	REF	REF	REF	-	A	6-23715-5	SCR, PAN HD(6-32x1.50)FEED ADJ	101
-	1	1	1	-	B	461264-1	PLATE, IDENTIFICATION	100
-	2	2	2	-	A	5-21006-6	SCR, SKT(10-32x.75)DRAG	99
-	1	1	1	-	A	22733-8	SCR, BHC(8-32x.38 LW)ANVIL	98
-	REF	REF	REF	-	A	2-21002-9	SCR, BHC(10-32x.75)CAP	97
-	REF	REF	REF	-	A	2-22733-8	SCR, BHC(1/4-20x.62)HOUSING	96
-	REF	REF	REF	-	A	2-21002-7	SCR, BHC(10-32x.50)SG ADJ BLOCK	95
-	6	6	6	-	A	2-21002-2	SCR, BHC(8-32x.50)SHEAR	94
-	1	1	1	-	A	1-21002-7	SCR, BHC(6-32x.38)CAM	91
-	2	2	2	-	A	2-21000-7	SCR, SHC(8-32x.48)DEP-HOLD	87
-	1	1	1	-	A	2-22603-0	SCR, HEX HD(8-32x.31)FEED FINGER	86
-	2	2	2	-	A	1-21000-3	SCR, SHC(4-40x.25)F ST GUIDE	85
-	1	1	1	-	A	2-21000-7	SCR, SHC(8-32x.50)STRIPPER	84
-	REF	REF	REF	-	A	3-21000-7	SCR, SHC(10-32x.75)FEED ROD GD	83
-	REF	REF	REF	-	A	3-21000-6	SCR, SHC(10-32x.62)FD ADJ BLK	82
-	1	1	1	-	A	3-21000-4	SCR, SHC(10-32x.38)SG ADJ BL	81
-	REF	REF	REF	-	A	3-21000-4	SCR, SHC(10-32x.38)PIVOT BLK	80
-	1	1	1	-	B	455755-3	GUARD ASSY	79
-	REF	REF	REF	-	B	679532-1	INSERT, GUARD	78
-	1	1	1	-	A	690603-1	SPRING, ASSIST	74
-	1	1	1	-	A	23030-1	SCR, SHC(6-32x.25 SL)INS DISC	73
-	REF	REF	REF	-	A	458109-1	WASHER, SPECIAL	72
-	REF	REF	REF	-	A	690517-1	SPACER	71
-77	-5	-2	-1	U/M	DWG SIZE	PART NO	DESCRIPTION	ITEM NO
						REVISION OF EACH ASSY NO (WHEN BLANK, USE DWG REVISION)		
QTY REOD PER ASSY						PARTS LIST		

-	1	1	1	-	B	458537-2	PAWL, FEED	56
-	REF	REF	REF	-	B	240624-1	PIN, FEED FINGER	55
-	REF	REF	REF	-	B	691499-1	SPRING, FEED FINGER	54
-	REF	REF	REF	-	B	690541-1	HOLDER, FEED FINGER	53
-	REF	REF	REF	-	A	455679-1	LEVER, TERMINAL FEED ARM	52
-	1	1	1	-	A	811242-2	BUMPER, HOLDDOWN	51
-	1	1	1	-	A	690753-1	SPACER, TONKER	50
-	1	-	-	-	B	690602-6	CAM, PRE-FEED 1 5/8 ST	49
-	-	1	-	-	B	690602-5	CAM, PRE-FEED 1 1/8 ST	48
-	-	-	1	-	B	690501-4	CAM, POST-FEED 1 5/8 ST	47
-	1	1	1	-	B	459456-1	APPLICATOR, BASIC (SUBASSY)	46
-	1	1	1	-	A	690191-1	PLUG, NYLON	45
-	1	1	1	-	C	455673-1	RAM	44
-	1	1	1	-	A	690125-1	WASHER, LAMINATED	43
-	1	1	1	-	A	690124-9	WASHER, RAM	42
-	1	1	1	-	A	7-21002-9	BOLT, CRIMPER(5/16x1.00)	41
-	1	1	1	-	A	23241-6	BALL, STEEL	40
-	1	1	1	-	A	690170-1	SPRING, COMPRESSION	39
-	1	1	1	-	C	690142-1	DISC, INSULATION	38
-	1	1	1	-	D	354777-1	WIRE DISC, PLASTIC	37
-	1	1	1	-	A	22480-5	WASHER, SPRING	36
-	1	1	1	-	B	690212-1	POST, RAM	35
-	1	1	1	-	B	690786-7	SUPPORT, TERMINAL	34
-	REF	REF	REF	-	D	455675-1	PLATE, BASE	33
-	1	1	1	-	A	690432-3	SCREW, ADJUSTMENT	32
-	REF	REF	REF	-	B	455689-1	BLOCK, STRIP GUIDE ADJ	30
-	1	1	1	-	C	1-458144-5	PLATE, STRIP GUIDE	29
-	1	1	1	-	C	1-455888-0	SPACER, FRONT SHEAR DEP	28
-	2	2	2	-	A	1-22284-0	SPRING, DRAG	27
-	1	1	1	-	B	356835-1	LEVER, DRAG RELEASE	26
-	1	1	1	-	B	240792-1	DRAG, TERMINAL	25
-	1	1	1	-	D	7-690504-6	GUIDE, STRIP (REAR)	24
-	1	1	1	-	A	690438-1	GUIDE, STRIP (FRONT)	23
-	-	-	1	-	B	458230-4	STRIPPER	22
-	REF	REF	REF	-	A	4-22284-9	SPRING, FEED RETURN	21
-	1	1	1	-	B	691353-1	STRIPPER	20
-	1	1	1	-	B	691667-2	GUARD, CHIP (FRONT)	16
-	1	1	1	-	C	1-455889-4	DEPRESSOR, SHEAR (FRONT)	5
-	1	1	1	-	B	238011-2	SPACER, BLOCK CRIMPER	4
1	1	1	1	-	C	6-456134-1	CRIMPER, INSULATION	3
-	1	1	1	-	C	455888-5	SPACER, CRIMPER	2
1	1	1	1	-	C	456408-7	CRIMPER, WIRE	1
-77	-5	-2	-1	U/M	DWG SIZE	PART NO	DESCRIPTION	ITEM NO
						REVISION OF EACH ASSY NO (WHEN BLANK, USE DWG REVISION)		
QTY REOD PER ASSY						PARTS LIST		



- 1 RECOMMENDED SPARE PARTS.
- 2 GREASE LIGHTLY.
- 3 GUARD MUST BE IN PLACE WHEN OPERATING APPLICATOR IN A BENCH MACHINE.
- 4 LUBRICATE DAILY USING NO. 20 MACHINE OIL.
- 5. ITEMS WITH QTY OF REF SPECIFIED (EXCEPT ITEMS 78 AND 79) ARE USED ON ITEM 46.
- 6 CUT TO LENGTH AT ASSY.

POST FEED 1 5/8 STROKE	PRE FEED 1 1/8 STROKE	PRE FEED 1 5/8 STROKE
(REF) 44, 47, 91	(REF) 44, 48, 91	(REF) 44, 49, 91
ROTATED 180°	ROTATED 180°	ROTATED 180°
K TERMINATOR	G TERMINATOR	