

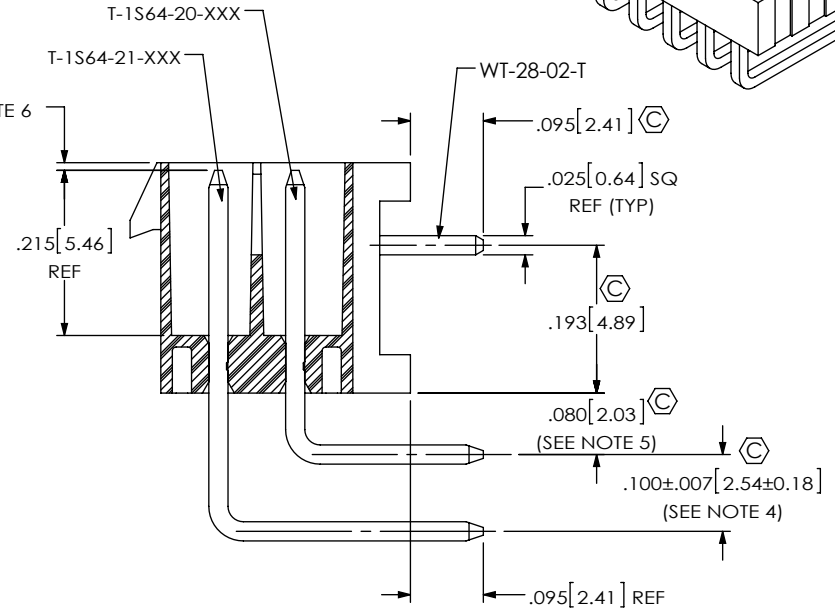
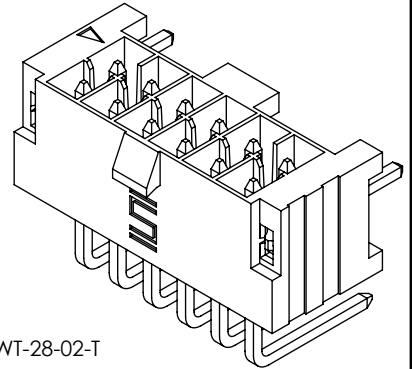
DO NOT SCALE FROM THIS PRINT



DESIGNED & DIMENSIONED IN INCHES [MILLIMETERS]

IPL1-1XX-XX-X-D-RE1-K-XX

- No. OF POSITIONS (PER ROW) -02 THRU -25
- LEAD STYLE -01
- PLATING SPECIFICATION
  - F: 3µ" SELECTIVE GOLD IN CONTACT AREA, MATTE TIN ON TAIL
  - L: 10µ" SELECTIVE GOLD IN CONTACT AREA, MATTE TIN ON TAIL
  - S: 30µ" SELECTIVE GOLD IN CONTACT AREA, MATTE TIN ON TAIL
- OPTION
  - WT: WELD TAB
  - POLARIZATION
    - K: KEYED POLARIZATION
  - TAIL OPTION
    - RE1: RIGHT ANGLE / ELEVATED
  - ROW SPECIFICATION
    - D: DOUBLE

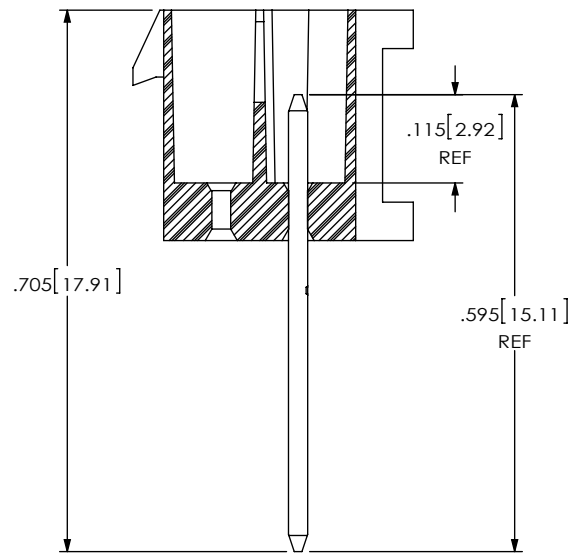


SECTION "A"- "A"

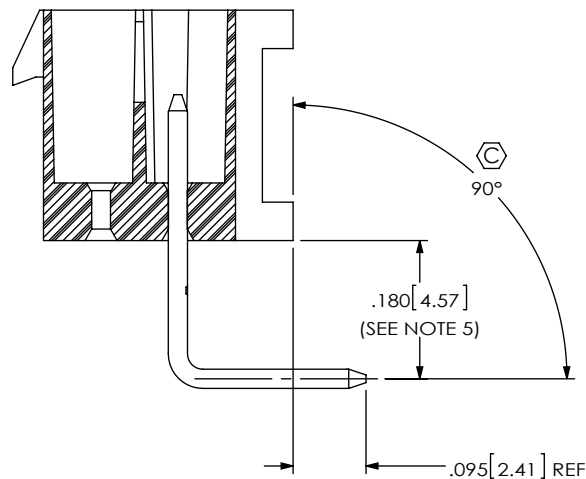
FIG 1  
IPL1-106-01-XXX-D-RE1-K-WT SHOWN

- NOTES:
1. REPRESENTS A CRITICAL DIMENSION.
  2. MINIMUM TERMINAL / WELD TAB RETENTION: 1.0LB.[4.4N].
  3. POST MUST BE WITHIN .005[.13] OF EACH OTHER.
  4. ALL PIN TO PIN DIMENSIONS TO BE MEASURED FROM TIP TO TIP.
  5. DIMENSION TO BE MEASURED AT BEND.
  6. TIP TO BE FLUSH TO .015 BELOW TOP OF SHROUD.
  7. WELD TABS TO BE INSERTED WHILE ON CARRIER.
  8. PARTS TO BE PACKAGED IN TUBES.

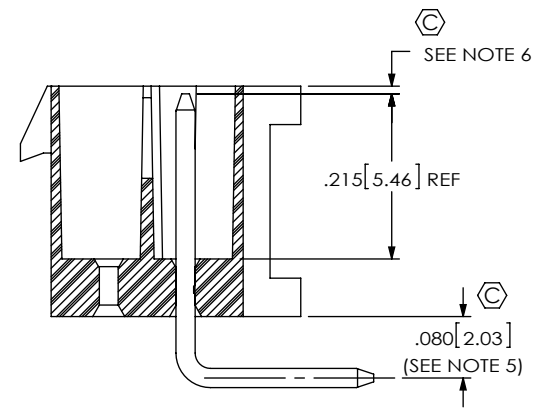
<p>UNLESS OTHERWISE SPECIFIED, DIMENSIONS ARE IN INCHES. TOLERANCES ARE:</p> <p>DECIMALS .XX: ±.01[.3]</p> <p>.XXX: ±.005[.13]</p> <p>.XXXX: ±.0020[.051]</p> <p>ANGLES ± 2°</p>	<p>PROPRIETARY NOTE</p> <p>THIS DOCUMENT CONTAINS CONFIDENTIAL AND PROPRIETARY INFORMATION AND ALL DESIGN, MANUFACTURING, REPRODUCTION, USE, PATENT RIGHTS AND SALES RIGHTS ARE EXPRESSLY RESERVED BY SAMTEC, INC. THIS DOCUMENT SHALL NOT BE DISCLOSED, IN WHOLE OR PART, TO ANY UNAUTHORIZED PERSON OR ENTITY NOR REPRODUCED, TRANSFERRED OR INCORPORATED IN ANY OTHER PROJECT IN ANY MANNER WITHOUT THE EXPRESS WRITTEN CONSENT OF SAMTEC, INC.</p>	<p><b>samtec</b></p> <p>520 PARK EAST BLVD, NEW ALBANY, IN 47150                  PHONE: 812-944-6733 FAX: 812-948-5047                  e-Mail: info@SAMTEC.com code 55322</p>
	<p>MATERIAL: DO NOT SCALE DRAWING SHEET SCALE: 4:1</p> <p>INSULATOR: LCP UL94-V0, COLOR: BLACK</p> <p>TERMINAL: PHOS BRONZE</p> <p>WELD TAB: BRASS</p>	



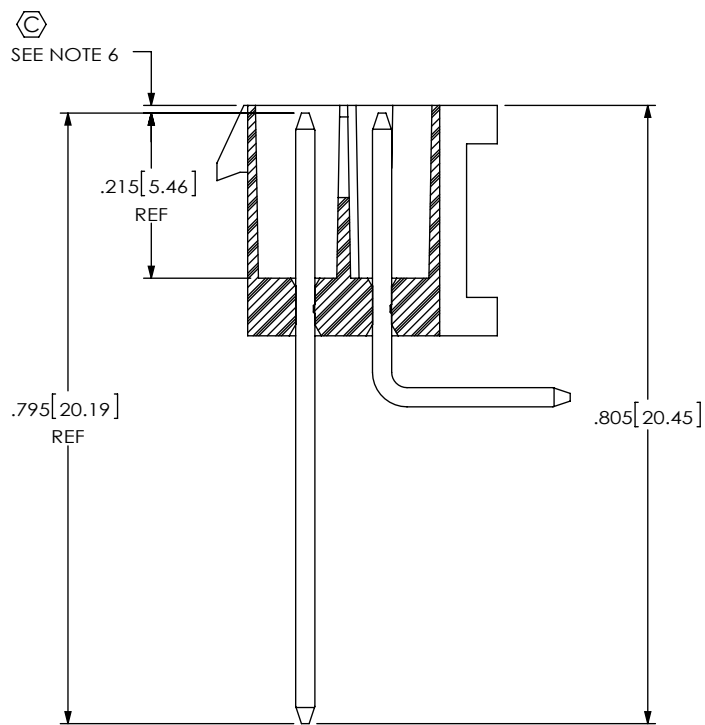
IN-PROCESS 1



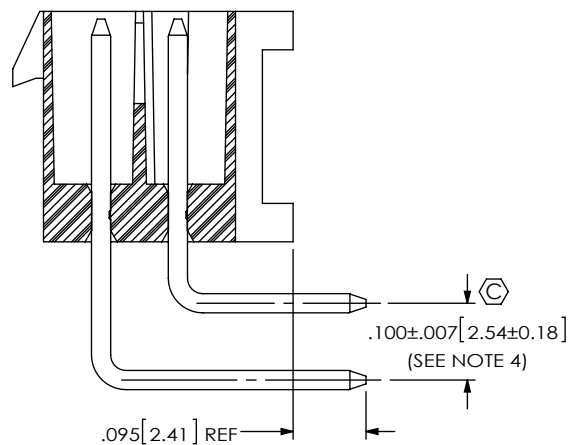
IN-PROCESS 2



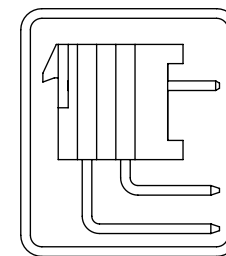
IN-PROCESS 3



IN-PROCESS 4



IN-PROCESS 5



PACKAGING VIEW  
TUBE: PT-1-24-01-112  
PLUG: TP-28

**PROPRIETARY NOTE**  
THIS DOCUMENT CONTAINS CONFIDENTIAL AND PROPRIETARY INFORMATION AND ALL DESIGN, MANUFACTURING, REPRODUCTION, USE, PATENT RIGHTS AND SALES RIGHTS ARE EXPRESSLY RESERVED BY SAMTEC, INC. THIS DOCUMENT SHALL NOT BE DISCLOSED, IN WHOLE OR IN PART, TO ANY UNAUTHORIZED PERSON OR ENTITY NOR REPRODUCED, TRANSFERRED OR INCORPORATED IN ANY OTHER PROJECT IN ANY MANNER WITHOUT THE EXPRESS WRITTEN CONSENT OF SAMTEC, INC.

DO NOT SCALE DRAWING

SHEET SCALE: 4:1



520 PARK EAST BLVD, NEW ALBANY, IN 47150  
PHONE: 812-944-6733 FAX: 812-948-5047  
e-Mail: info@SAMTEC.com code 55322

DESCRIPTION:  
.100 [2.54] ELEVATED RA TERMINAL ASSEMBLY

DWG. NO.  
IPL1-1XX-XX-X-D-RE1-K-XX

BY: JESSIEW 4/24/2014 SHEET 2 OF 2