

MULTILAYER CERAMIC CHIP CAPACITORS

Commercial Grade, MEGACAP Type (Low resistance, inline type)

CA series


Double type

CAA572 5750 [2220 inch]

Triple type

CAA573 5750 [2220 inch]

* Dimensions code: JIS[EIA]



REMINDERS FOR USING THESE PRODUCTS

Before using these products, be sure to request the delivery specifications.

SAFETY REMINDERS

Please pay sufficient attention to the warnings for safe designing when using this product.

REMINDERS

1. The products listed on this catalog are intended for use in general electronic equipment (AV equipment, telecommunications equipment, home appliances, amusement equipment, computer equipment, personal equipment, office equipment, measurement equipment, industrial robots) under a normal operation and use condition.

The products are not designed or warranted to meet the requirements of the applications listed below, whose performance and/or quality require a more stringent level of safety or reliability, or whose failure, malfunction or trouble could cause serious damage to society, person or property.

If you intend to use the products in the applications listed below or if you have special requirements exceeding the range or conditions set forth in the each catalog, please contact us.

- | | |
|---|--|
| (1) Aerospace/aviation equipment | (8) Public information-processing equipment |
| (2) Transportation equipment (cars, electric trains, ships, etc.) | (9) Military equipment |
| (3) Medical equipment | (10) Electric heating apparatus, burning equipment |
| (4) Power-generation control equipment | (11) Disaster prevention/crime prevention equipment |
| (5) Atomic energy-related equipment | (12) Safety equipment |
| (6) Seabed equipment | (13) Other applications that are not considered general-purpose applications |
| (7) Transportation control equipment | |

When designing your equipment even for general-purpose applications, you are kindly requested to take into consideration securing protection circuit/device or providing backup circuits in your equipment.

- We may modify products or discontinue production of a product listed in this catalog without prior notification.
- We provide "Delivery Specification" that explain precautions for the specifications and safety of each product listed in this catalog. We strongly recommend that you exchange these delivery specifications with customers that use one of these products.
- If you plan to export a product listed in this catalog, keep in mind that it may be a restricted item according to the "Foreign Exchange and Foreign Trade Control Law". In such cases, it is necessary to acquire export permission in harmony with this law.
- Any reproduction or transferring of the contents of this catalog is prohibited without prior permission from our company.
- We are not responsible for problems that occur related to the intellectual property rights or other rights of our company or a third party when you use a product listed in this catalog. We do not grant license of these rights.
- This catalog only applies to products purchased through our company or one of our company's official agencies. This catalog does not apply to products that are purchased through other third parties.

Notice: Effective January 2013, TDK will use a new catalog number which adds product thickness and packaging specification detail. This new catalog number should be referenced on all catalog orders going forward, and is not applicable for OEM part number orders.
Please be aware the last five digits of the catalog number will differ from the item description (internal control number) on the product label.
Contact your local TDK Sales representative for more information.

(Example)

Catalog issued date	Catalog number	Item description (on delivery label)
Prior to December 2012	C1608C0G1E103J(080AA)	C1608C0G1E103JT000N
January 2013 and later	C1608C0G1E103J080AA	C1608C0G1E103JT000N

CA series

MEGACAP type (Low resistance, inline type)



Type: CAA572/ 5750 [2220 inch], CAA573/ 5750 [2220 inch]

SERIES OVERVIEW

TDK multilayer ceramic chip capacitor CA series is a product which metal frames are connected to terminations of MLCC.

It's different from conventional MEGACAP CKG series which MLCCs are stacked up vertically, the low height and low electric resistance with high capacitance have been realized by the Inline structure which MLCCs are stacked side by side and optimization of metal frame composition.

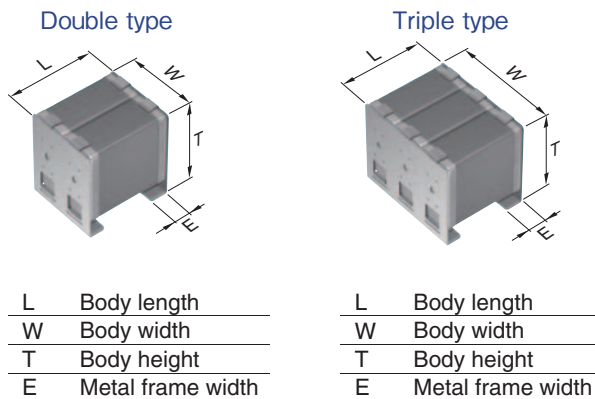
FEATURES

- Higher mechanical endurance is realized by metal frame structure.
- Low height and low electric resistance with high capacitance have been realized by the Inline structure which MLCCs are stacked side by side and optimization of metal frame composition.
- Hybrid joints between the metal frames and the MLCCs are both soldered and clamped mechanically to prevent the MLCC from falling out even in high temperature reflow soldering.

APPLICATIONS

- Resonant circuit of wireless power transfer

SHAPE & DIMENSIONS



Dimensions in mm

Type	L	W	T	E
CAA572	6.10±0.30	5.60±0.30	6.40±0.30	1.20±0.10
CAA573	6.10±0.30	8.40±0.30	6.40±0.30	1.20±0.10

* Dimensional tolerances are typical values.

MULTILAYER CERAMIC CHIP CAPACITORS



CATALOG NUMBER CONSTRUCTION

CA	A	57	3	COG	2J	304	J	640	L	H
(1)	(2)	(3)	(4)	(5)	(6)	(7)	(8)	(9)	(10)	(11)

(1) Series

(2) Reserved code

(3) Dimensions L x W (mm), (4) Structure

Dimensions code	Structure code	EIA	Length	Width	Metal frame width
57	2	CC2220	6.10	5.60	1.20
57	3	CC2220	6.10	8.40	1.20

(5) Temperature characteristics

Temperature characteristics	Temperature coefficient	Temperature range
COG	0±30ppm/°C	-55 to +125°C

(6) Rated voltage (DC)

Code	Voltage (DC)
2J	630V
3A	1000V

(7) Nominal capacitance (pF)

The capacitance is expressed in three digit codes and in units of pico Farads (pF). The first and second digits identify the first and second significant figures of the capacitance. The third digit identifies the multiplier. R designates a decimal point.

(Example)0R5 = 0.5pF

101 = 100pF

225 = 2,200,000pF = 2.2μF

(8) Capacitance tolerance

Code	Tolerance
J	± 5%

(9) Thickness

Code	Thickness
640	6.40mm

(10) Packaging style

Code	Style
L	330mm reel, 12mm pitch


(11) Special reserved code

Code	Description
H	MEGACAP type

Capacitance range chart

CAA572/ 5750 [2220 inch], Double type

Capacitance		COG	
(pF)	Code	3A (1kV)	2J (630V)
20,000	203		
30,000	303		
44,000	443		
66,000	663		
200,000	204		


Standard thickness
 6.40mm

■ Please refer to the capacitance range table at P-6 for the details such as product thickness and capacitance tolerance.

Capacitance range chart

CAA573/ 5750 [2220 inch], Triple type

Capacitance		COG	
(pF)	Code	3A (1kV)	2J (630V)
99,000	993		
300,000	304		

Standard thickness
 6.40mm

■ Please refer to the capacitance range table at P-6 for the details such as product thickness and capacitance tolerance.

Capacitance range table

Temperature characteristics: C0G (-55 to +125°C, 0±30ppm/°C)

Capacitance	Dimensions	Thickness (mm)	Capacitance tolerance	Catalog number	
				Rated voltage Edc: 1kV	Rated voltage Edc: 630V
20nF	5750	6.40±0.30	±5%	CAA572C0G3A203J640LH	
30nF	5750	6.40±0.30	±5%	CAA572C0G3A303J640LH	
44nF	5750	6.40±0.30	±5%	CAA572C0G3A443J640LH	
66nF	5750	6.40±0.30	±5%	CAA572C0G3A663J640LH	
99nF	5750	6.40±0.30	±5%	CAA573C0G3A993J640LH	
200nF	5750	6.40±0.30	±5%		CAA572C0G2J204J640LH
300nF	5750	6.40±0.30	±5%		CAA573C0G2J304J640LH