
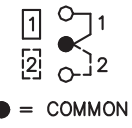
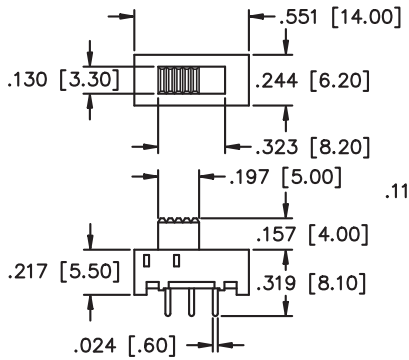
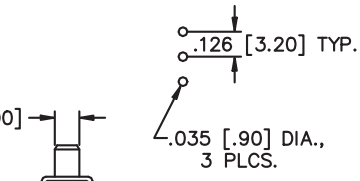

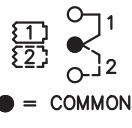
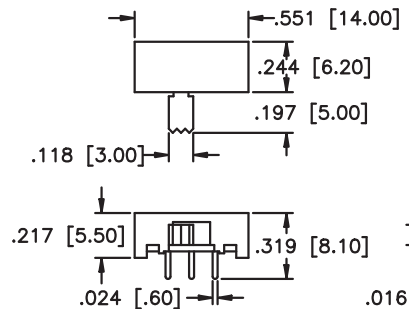
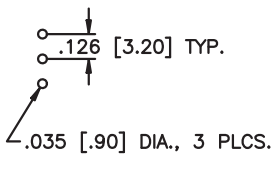

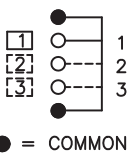
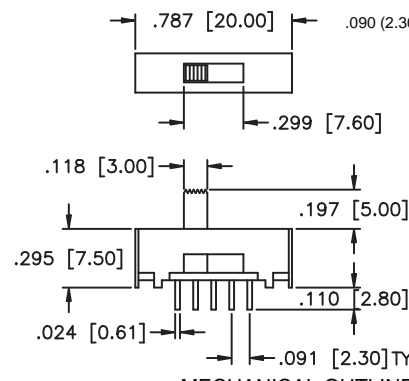
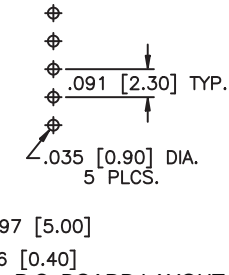


SLB Series

(with p.c. board stand-off bracket)

Miniature Slide Switches

SPECIFICATIONS	FEATURES
<p>Contact ratings: 300 mA at 125 VAC or 30 VDC</p> <p>Initial contact resistance: 20 milliohms max.</p> <p>Insulation resistance: 100 megohms min. at 500 VDC</p> <p>Dielectric strength: 500 volts RMS for 1 minute</p> <p>Electrical life: 10,000 cycles min.</p> <p>Operating temperature range: -20°C to +85°C</p> <p>Actuation force: 220g ± 100g</p> <p>Solder heat resistance: 260°C max. for 3 seconds</p> <p>Solvent washing permissible</p>	<ul style="list-style-type: none"> ● Miniature compact size. ● Wash-through open frame construction. ● Positive spring loaded ball detent mechanism. ● Epoxy sealed terminals.
	MATERIALS
	<p>Contacts & terminals: Silver plated</p> <p>Frame: Zinc plated steel</p> <p>Actuator: Thermoplastic</p> <p>Base: Phenolic laminated sheet</p> <p style="text-align: right;">Terminal seal: Epoxy</p>

MODEL NO.			
SLB12814			
 <p>VERTICAL ACTUATOR</p>	<p>1P2T</p>  <p>● = COMMON</p>	 <p>MECHANICAL OUTLINE</p>	 <p>P.C. BOARD LAYOUT</p>
SLB1281R5			
 <p>RIGHT ANGLE ACTUATOR</p>	<p>1P2T</p>  <p>● = COMMON</p>	 <p>MECHANICAL OUTLINE</p>	 <p>P.C. BOARD LAYOUT</p>
SLB1370			
 <p>VERTICAL ACTUATOR</p>	<p>1P3T</p>  <p>● = COMMON</p>	 <p>MECHANICAL OUTLINE</p>	 <p>P.C. BOARD LAYOUT</p>





SPECIFICATIONS SUBJECT TO CHANGE WITHOUT NOTICE

SLB Series

(with p.c. board stand-off bracket)

Miniature Slide Switches

SPECIFICATIONS SUBJECT TO CHANGE WITHOUT NOTICE


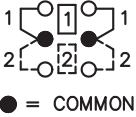

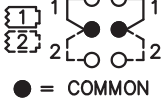

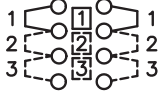


<p>MODEL NO. SLB13814</p>	<p>1P3T</p>  <p>VERTICAL ACTUATOR</p> <p>Schematic: 1P3T configuration with terminals 1, 2, 3.</p> <p>Mechanical Outline: Dimensions include .701 [17.80] total width, .126 [3.20] travel/throw, .130 [3.30] and .244 [6.20] top widths, .449 [11.40] body length, .197 [5.00] and .118 [3.00] actuator heights, .217 [5.50] and .319 [8.10] base widths, .024 [.60] and .016 [.40] pin spacings.</p> <p>P.C. Board Layout: .126 [3.20] TYP. spacing, .035 [.90] DIA., 4 PLCS.</p>
<p>MODEL NO. SLB1381R5</p>	<p>1P3T</p>  <p>RIGHT ANGLE ACTUATOR</p> <p>Schematic: 1P3T configuration with terminals 1, 2, 3.</p> <p>Mechanical Outline: Dimensions include .701 [17.80] total width, .126 [3.20] travel/throw, .118 [3.00] and .197 [5.00] actuator heights, .217 [5.50] and .319 [8.10] base widths, .331 [8.40] body length, .024 [.60] and .016 [.40] pin spacings.</p> <p>P.C. Board Layout: .126 [3.20] TYP. spacing, .035 [.90] DIA., 4 PLCS.</p>
<p>MODEL NO. SLB1470</p>	<p>1P4T</p>  <p>VERTICAL ACTUATOR</p> <p>Schematic: 1P4T configuration with terminals 1, 2, 3, 4. Legend: ● = COMMON.</p> <p>Mechanical Outline: Dimensions include .787 [20.00] total width, .090 [2.30] travel/throw, .118 [3.00] and .197 [5.00] actuator heights, .295 [7.50] and .110 [2.80] base widths, .390 [9.90] body length, .024 [0.61] and .016 [.40] pin spacings, .091 [2.30] TYP. internal spacing.</p> <p>P.C. Board Layout: .091 [2.30] TYP. spacing, .035 [.90] DIA., 6 PLCS.</p>
<p>MODEL NO. SLB1570</p>	<p>1P5T</p>  <p>VERTICAL ACTUATOR</p> <p>Schematic: 1P5T configuration with terminals 1, 2, 3, 4, 5. Legend: ● = COMMON.</p> <p>Mechanical Outline: Dimensions include .866 [22.00] total width, .090 [2.30] travel/throw, .118 [3.00] and .197 [5.00] actuator heights, .295 [7.50] and .110 [2.80] base widths, .480 [12.20] body length, .024 [0.61] and .016 [.40] pin spacings, .091 [2.30] TYP. internal spacing.</p> <p>P.C. Board Layout: .091 [2.30] TYP. spacing, .035 [.90] DIA., 7 PLCS.</p>

SLB Series

(with p.c. board stand-off bracket)

Miniature Slide Switches

SPECIFICATIONS SUBJECT TO CHANGE WITHOUT NOTICE

MODEL NO. SLB22814	2P2T		
 VERTICAL ACTUATOR	 SCHEMATIC		
MODEL NO. SLB2281R5	2P2T		
 RIGHT ANGLE ACTUATOR	 SCHEMATIC		
MODEL NO. SLB23814	2P3T		
 VERTICAL ACTUATOR	 SCHEMATIC		
MODEL NO. SLB2381R5	2P3T		
 RIGHT ANGLE ACTUATOR	 SCHEMATIC		


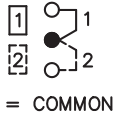
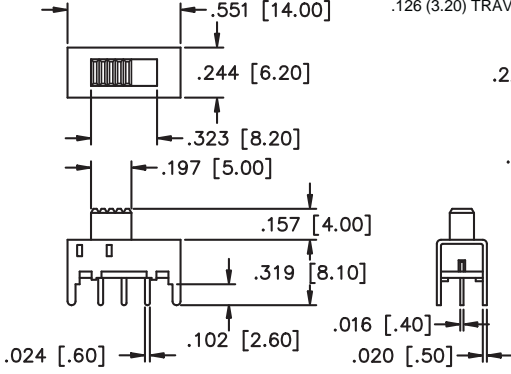
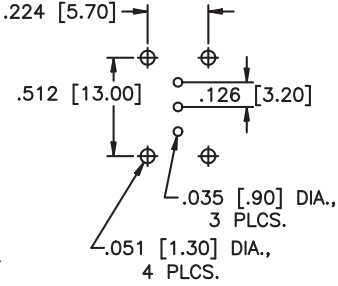


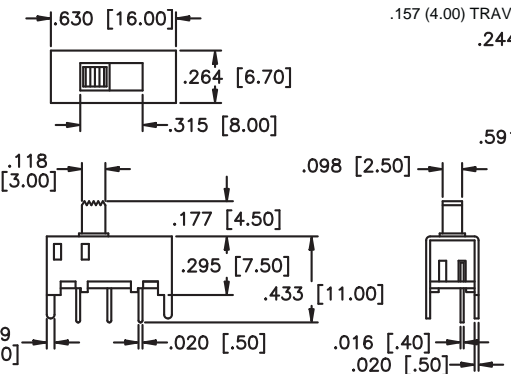
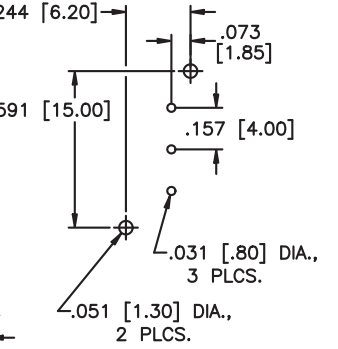

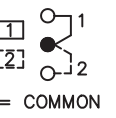
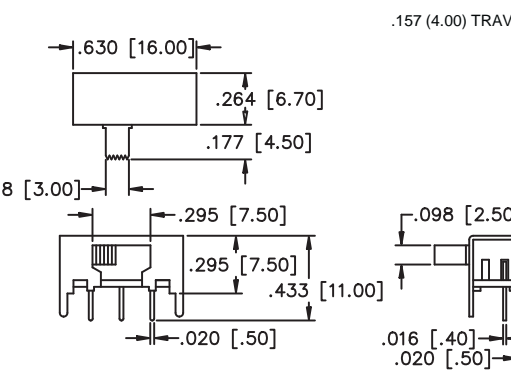
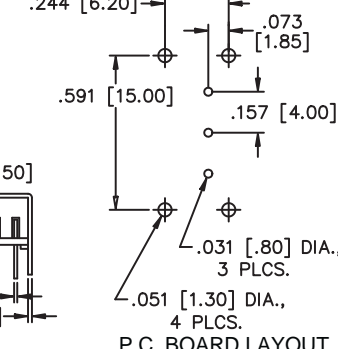
SLB Series

(with thru- p.c. board hole mounting bracket)

Miniature Slide Switches

SPECIFICATIONS SUBJECT TO CHANGE WITHOUT NOTICE


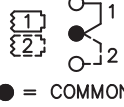
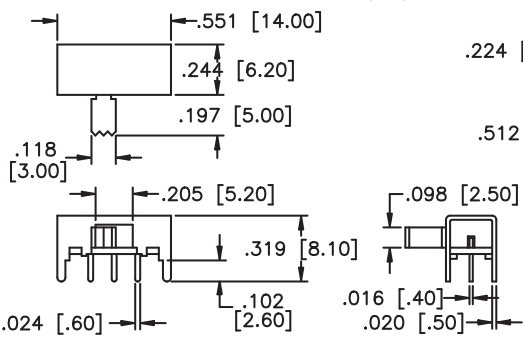
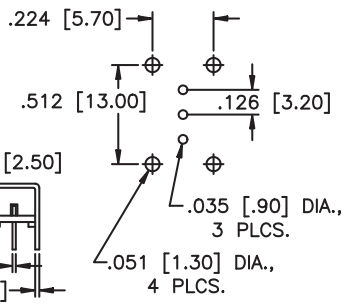

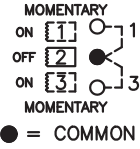
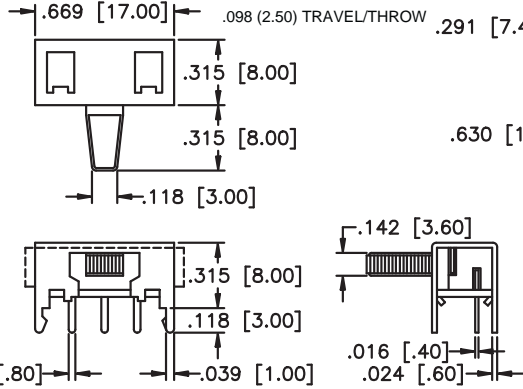
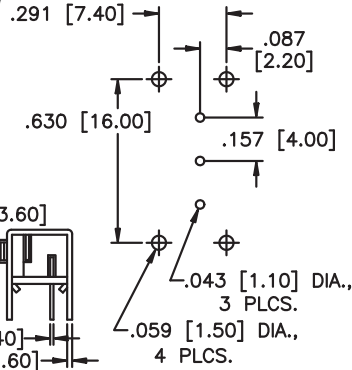

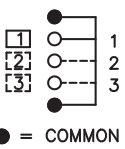
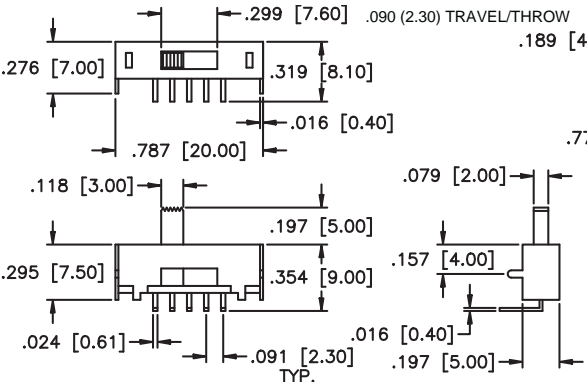
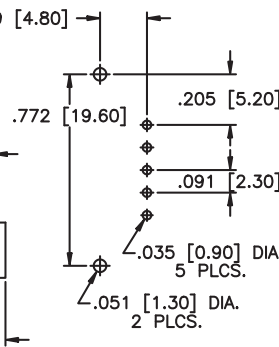

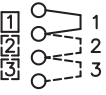
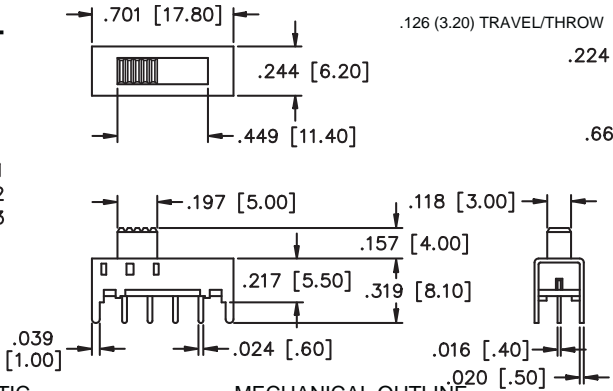
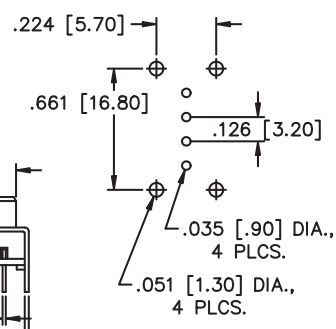
SPECIFICATIONS	FEATURES
<p>Contact ratings: 300 mA at 125 VAC or 30 VDC</p> <p>Initial contact resistance: 20 milliohms max.</p> <p>Insulation resistance: 100 megohms min. at 500 VDC</p> <p>Dielectric strength: 500 volts RMS for 1 minute</p> <p>Electrical life: 10,000 cycles min.</p> <p>Operating temperature range: -20°C to +85°C</p> <p>Actuation force: 220g ± 100g</p> <p>Solder heat resistance: 260°C max. for 3 seconds</p> <p>Solvent washing permissible</p>	<ul style="list-style-type: none"> ● Miniature compact size. ● Wash-through open frame construction. ● Positive spring loaded ball detent mechanism. ● Epoxy sealed terminals.
	MATERIALS
	<p>Contacts & terminals: Silver plated</p> <p>Frame: Zinc plated steel</p> <p>Actuator: Thermoplastic</p> <p>Base: Phenolic laminated sheet</p> <p style="text-align: right;">Terminal seal: Epoxy</p>

MODEL NO.			
SLB12804			
	<p>1P2T</p>  <p>● = COMMON</p>	 <p>MECHANICAL OUTLINE</p>	<p>.126 (3.20) TRAVEL/THROW</p>  <p>P.C. BOARD LAYOUT</p>
VERTICAL ACTUATOR			
MODEL NO.			
SLB124145			
	<p>1P2T</p>  <p>● = COMMON</p>	 <p>MECHANICAL OUTLINE</p>	<p>.157 (4.00) TRAVEL/THROW</p>  <p>P.C. BOARD LAYOUT</p>
VERTICAL ACTUATOR			
MODEL NO.			
SLB1240R45			
	<p>1P2T</p>  <p>● = COMMON</p>	 <p>MECHANICAL OUTLINE</p>	<p>.157 (4.00) TRAVEL/THROW</p>  <p>P.C. BOARD LAYOUT</p>
RIGHT ANGLE ACTUATOR			

SLB Series

(with thru-p.c. board hole mounting bracket)

Miniature Slide Switches





<p>MODEL NO.</p> <p>SLB1280R5</p>  <p>RIGHT ANGLE ACTUATOR</p>	<p style="text-align: right;"><small>.126 (3.20) TRAVEL/THROW</small></p> <p>1P2T</p> <div style="display: flex; justify-content: space-between;"> <div style="width: 30%;">  <p>● = COMMON</p> </div> <div style="width: 35%;">  <p style="text-align: center;">MECHANICAL OUTLINE</p> </div> <div style="width: 30%;">  <p style="text-align: center;">P.C. BOARD LAYOUT</p> </div> </div>
<p>MODEL NO.</p> <p>SLB1250R8</p>  <p>RIGHT ANGLE ACTUATOR</p>	<p style="text-align: right;"><small>.098 (2.50) TRAVEL/THROW</small></p> <p>1P2T</p> <div style="display: flex; justify-content: space-between;"> <div style="width: 30%;">  <p>MOMENTARY ON [1] OFF [2] ON [3] MOMENTARY</p> <p>● = COMMON</p> </div> <div style="width: 35%;">  <p style="text-align: center;">MECHANICAL OUTLINE</p> </div> <div style="width: 30%;">  <p style="text-align: center;">P.C. BOARD LAYOUT</p> </div> </div>
<p>MODEL NO.</p> <p>SLB1370R</p>  <p>RIGHT ANGLE ACTUATOR</p>	<p style="text-align: right;"><small>.090 (2.30) TRAVEL/THROW</small></p> <p>1P3T</p> <div style="display: flex; justify-content: space-between;"> <div style="width: 30%;">  <p>● = COMMON</p> </div> <div style="width: 35%;">  <p style="text-align: center;">MECHANICAL OUTLINE</p> </div> <div style="width: 30%;">  <p style="text-align: center;">P.C. BOARD LAYOUT</p> </div> </div>
<p>MODEL NO.</p> <p>SLB13804</p>  <p>VERTICAL ACTUATOR</p>	<p style="text-align: right;"><small>.126 (3.20) TRAVEL/THROW</small></p> <p>1P3T</p> <div style="display: flex; justify-content: space-between;"> <div style="width: 30%;">  </div> <div style="width: 35%;">  <p style="text-align: center;">MECHANICAL OUTLINE</p> </div> <div style="width: 30%;">  <p style="text-align: center;">P.C. BOARD LAYOUT</p> </div> </div>

SPECIFICATIONS SUBJECT TO CHANGE WITHOUT NOTICE

SLB Series

(with thru-p.c. board hole mounting bracket)
Miniature Slide Switches

SPECIFICATIONS SUBJECT TO CHANGE WITHOUT NOTICE


MODEL NO. SLB134145	<p>1P3T</p>  <p>VERTICAL ACTUATOR</p> <p>Schematic: 1P3T circuit diagram with terminals 1, 2, 3. Terminal 2 is marked as COMMON.</p> <p>Mechanical Outline: Dimensions include .630 [16.00] total width, .079 (2.00) TRAVEL/THROW, .244 [6.20] actuator height, .118 [3.00] terminal spacing, .177 [4.50] switch body height, .295 [7.50] base height, .433 [11.00] base width, .098 [2.50] terminal height, .020 [0.50] lead length, .016 [.40] lead diameter.</p> <p>P.C. BOARD LAYOUT: Dimensions include .244 [6.20] mounting hole spacing, .073 [1.85] hole diameter, .157 [4.00] hole offset, .079 [2.00] TYP. hole diameter, .031 [.80] DIA., 4 PLCS. hole diameter, .051 [1.30] DIA., 2 PLCS. hole diameter.</p>
MODEL NO. SLB1340R45	<p>1P3T</p>  <p>RIGHT ANGLE ACTUATOR</p> <p>Schematic: 1P3T circuit diagram with terminals 1, 2, 3. Terminal 2 is marked as COMMON.</p> <p>Mechanical Outline: Dimensions include .630 [16.00] total width, .079 (2.00) TRAVEL/THROW, .244 [6.20] actuator height, .118 [3.00] terminal spacing, .177 [4.50] switch body height, .295 [7.50] base height, .433 [11.00] base width, .098 [2.50] terminal height, .020 [0.50] lead length, .016 [.40] lead diameter, .039 [1.00] terminal offset.</p> <p>P.C. BOARD LAYOUT: Dimensions include .244 [6.20] mounting hole spacing, .073 [1.85] hole diameter, .157 [4.00] hole offset, .079 [2.00] TYP. hole diameter, .031 [.80] DIA., 4 PLCS. hole diameter, .051 [1.30] DIA., 4 PLCS. hole diameter.</p>
MODEL NO. SLB1380R5	<p>1P3T</p>  <p>RIGHT ANGLE ACTUATOR</p> <p>Schematic: 1P3T circuit diagram with terminals 1, 2, 3.</p> <p>Mechanical Outline: Dimensions include .701 [17.80] total width, .126 (3.20) TRAVEL/THROW, .244 [6.20] actuator height, .118 [3.00] terminal spacing, .197 [5.00] switch body height, .217 [5.50] base height, .319 [8.10] base width, .039 [1.00] terminal offset, .024 [.60] lead length, .102 [2.60] lead length, .098 [2.50] terminal height, .016 [.40] lead diameter, .020 [.50] lead length.</p> <p>P.C. BOARD LAYOUT: Dimensions include .224 [5.70] mounting hole spacing, .661 [16.80] hole diameter, .126 [3.20] hole diameter, .035 [.90] DIA., 4 PLCS. hole diameter, .051 [1.30] DIA., 4 PLCS. hole diameter.</p>
MODEL NO. SLB1470R	<p>1P4T</p>  <p>RIGHT ANGLE ACTUATOR</p> <p>Schematic: 1P4T circuit diagram with terminals 1, 2, 3, 4. Terminal 2 is marked as COMMON.</p> <p>Mechanical Outline: Dimensions include .390 [9.90] total width, .090 (2.30) TRAVEL/THROW, .276 [7.00] total length, .319 [8.10] switch body height, .016 [0.40] lead length, .787 [20.00] base width, .118 [3.00] terminal spacing, .197 [5.00] switch body height, .295 [7.50] base height, .354 [9.00] base width, .024 [0.61] lead length, .091 [2.30] TYP. lead length, .016 [0.40] lead length, .197 [5.00] lead length, .079 [2.00] terminal height, .157 [4.00] terminal height.</p> <p>P.C. BOARD LAYOUT: Dimensions include .189 [4.80] mounting hole spacing, .159 [4.05] hole diameter, .772 [19.60] hole diameter, .091 [2.30] TYP. hole diameter, .035 [.90] DIA., 6 PLCS. hole diameter, .051 [1.30] DIA., 2 PLCS. hole diameter.</p>

SLB Series

(with thru-p.c. board hole mounting bracket)
Miniature Slide Switches

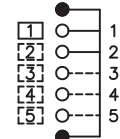
MODEL NO.

SLB1570R



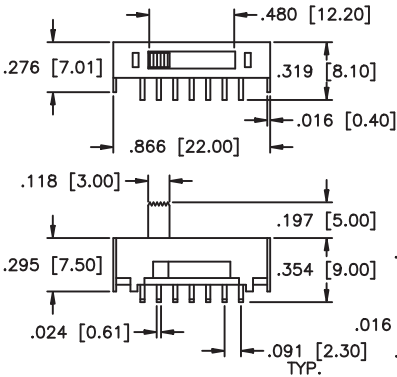
RIGHT ANGLE ACTUATOR

1P5T

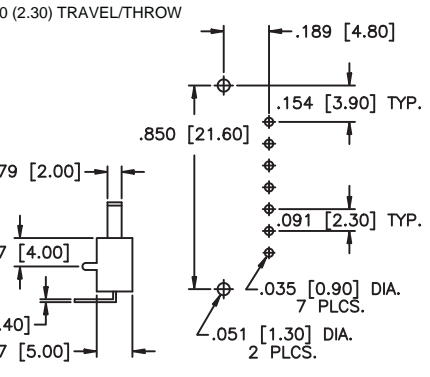


● = COMMON

SCHEMATIC




MECHANICAL OUTLINE



P.C. BOARD LAYOUT

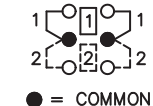
MODEL NO.

SLB22804



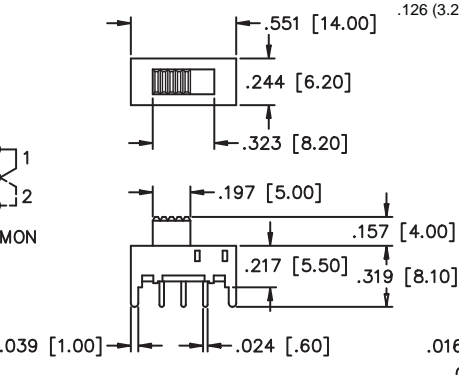
VERTICAL ACTUATOR

2P2T

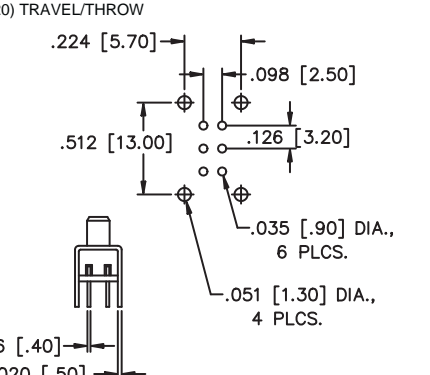


● = COMMON

SCHEMATIC




MECHANICAL OUTLINE



P.C. BOARD LAYOUT

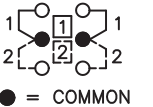
MODEL NO.

SLB224145



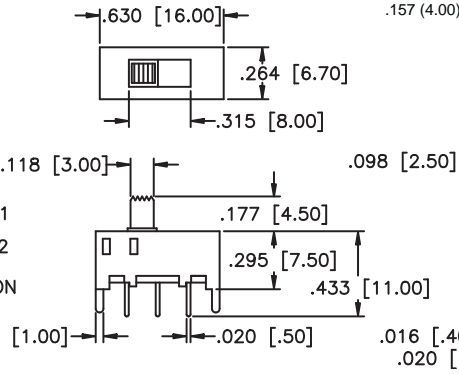
VERTICAL ACTUATOR

2P2T

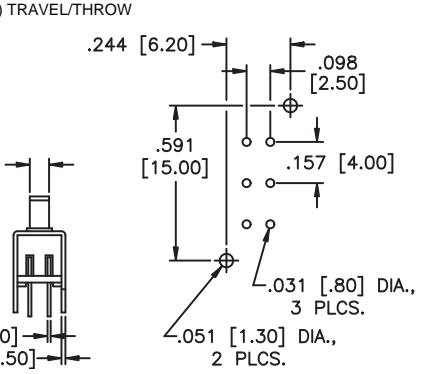


● = COMMON

SCHEMATIC




MECHANICAL OUTLINE



P.C. BOARD LAYOUT

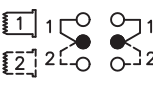
MODEL NO.

SLB2240R45



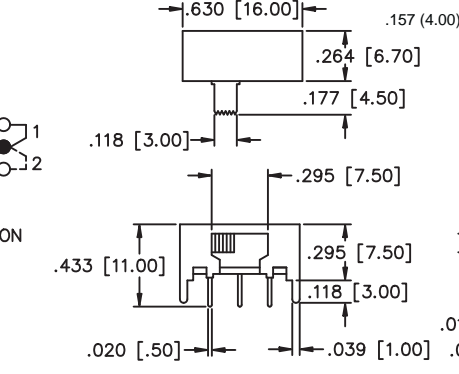
RIGHT ANGLE ACTUATOR

2P2T

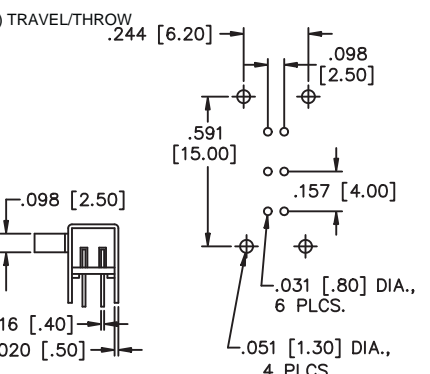


● = COMMON

SCHEMATIC



MECHANICAL OUTLINE



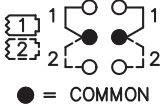
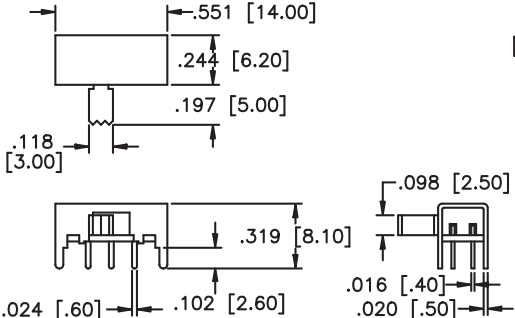
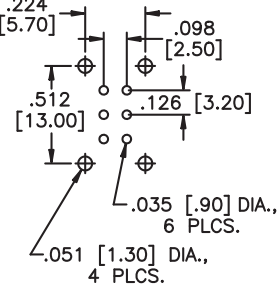

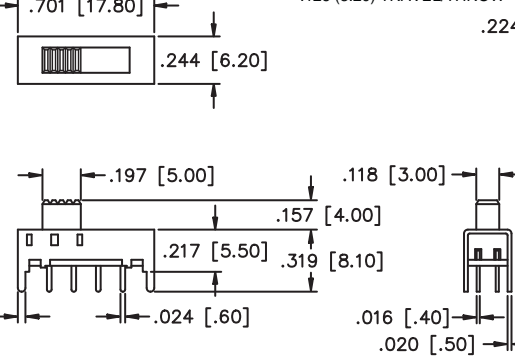
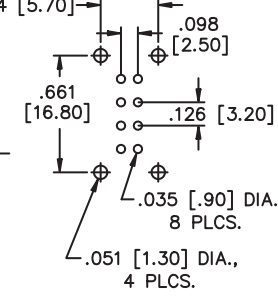

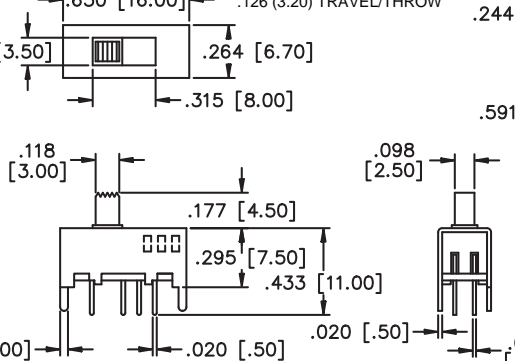
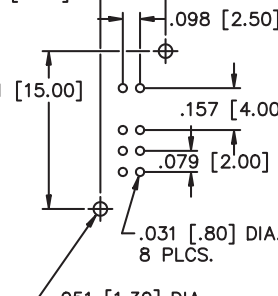
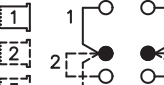
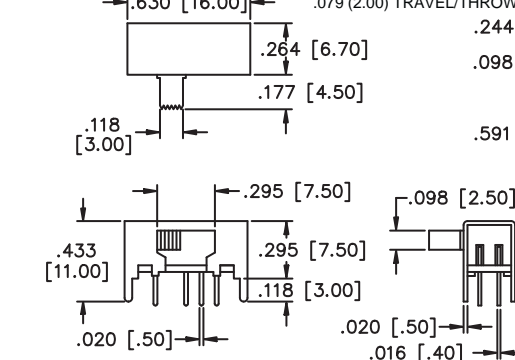
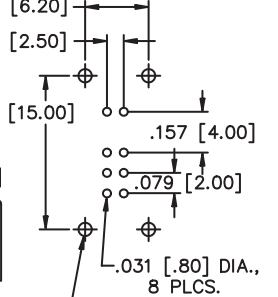
P.C. BOARD LAYOUT

SPECIFICATIONS SUBJECT TO CHANGE WITHOUT NOTICE

SLB Series

(with thru-p.c. board hole mounting bracket)
Miniature Slide Switches

SPECIFICATIONS SUBJECT TO CHANGE WITHOUT NOTICE

MODEL NO. SLB2280R5	<p style="text-align: right;">.126 (3.20) TRAVEL/THROW</p> <p>2P2T</p>  <p>● = COMMON</p>   <p>RIGHT ANGLE ACTUATOR</p> <p>SCHMATIC MECHANICAL OUTLINE P.C. BOARD LAYOUT</p>
MODEL NO. SLB23804	<p style="text-align: right;">.126 (3.20) TRAVEL/THROW</p> <p>2P3T</p>  <p>● = COMMON</p>   <p>VERTICAL ACTUATOR</p> <p>SCHMATIC MECHANICAL OUTLINE P.C. BOARD LAYOUT</p>
MODEL NO. SLB234145	<p style="text-align: right;">.126 (3.20) TRAVEL/THROW</p> <p>2P3T</p>  <p>● = COMMON</p>   <p>VERTICAL ACTUATOR</p> <p>SCHMATIC MECHANICAL OUTLINE P.C. BOARD LAYOUT</p>
MODEL NO. SLB2340R45	<p style="text-align: right;">.079 (2.00) TRAVEL/THROW</p> <p>2P3T</p>  <p>● = COMMON</p>   <p>RIGHT ANGLE ACTUATOR</p> <p>SCHMATIC MECHANICAL OUTLINE P.C. BOARD LAYOUT</p>