

4

3

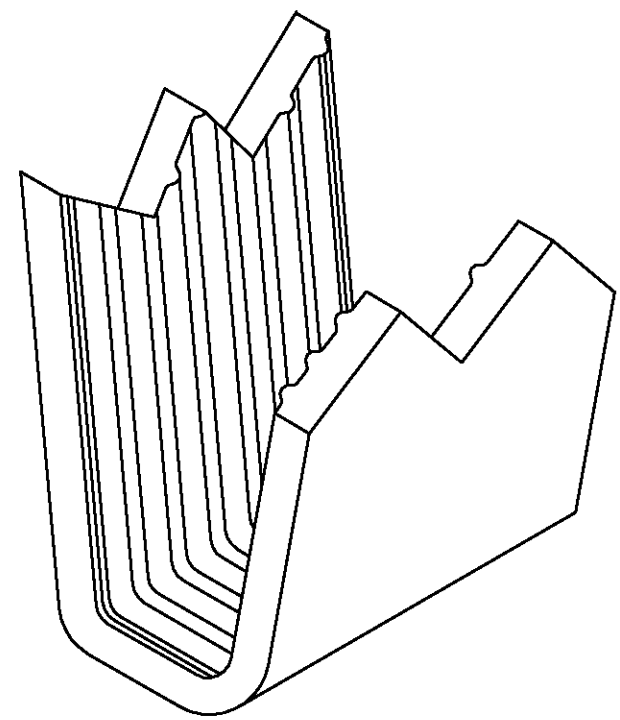
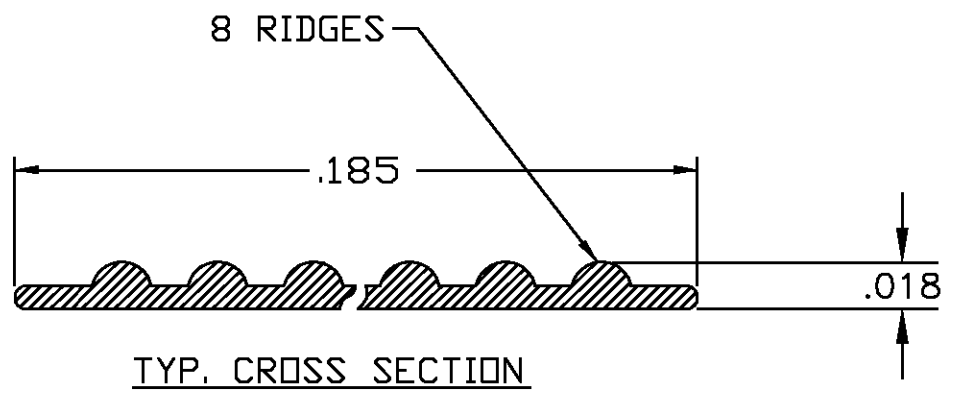
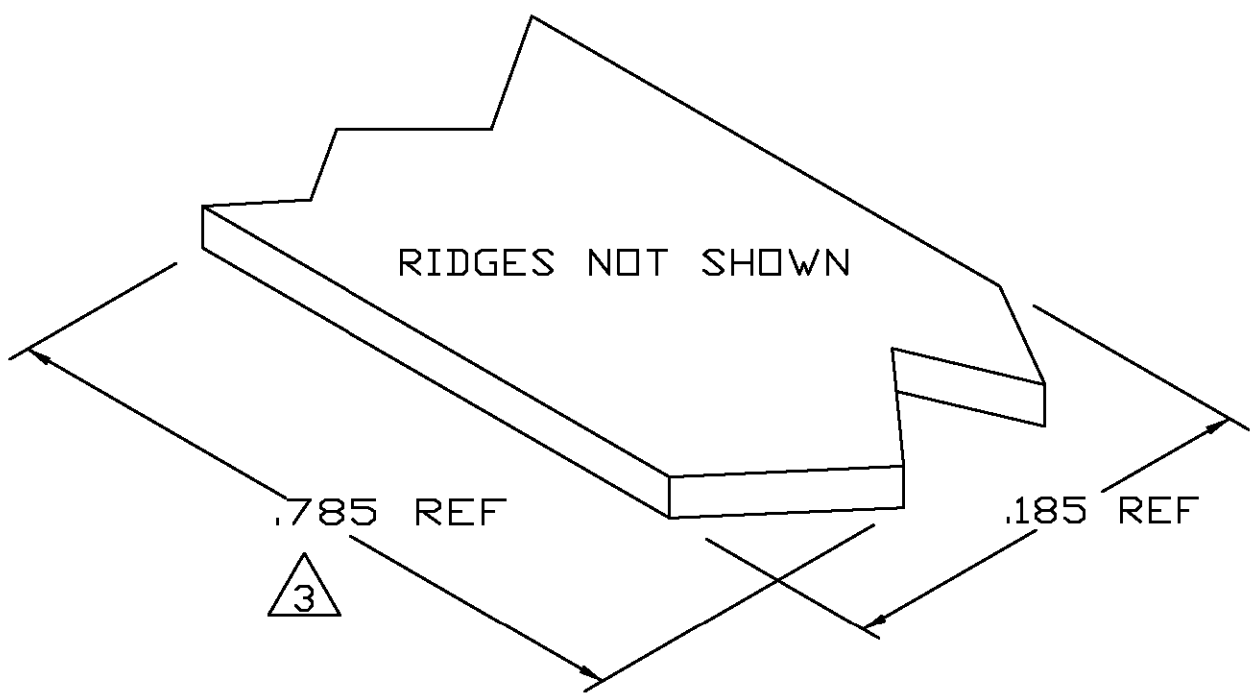
2

1

THIS DRAWING IS UNPUBLISHED. RELEASED FOR PUBLICATION  
 © COPYRIGHT - BY TYCO ELECTRONICS CORPORATION. ALL RIGHTS RESERVED.

LOC	DIST	REVISIONS			
P	LTR	DESCRIPTION	DATE	DWN	APVD
AF	50	0	TRANSFERED TO TYCO FORMAT	24SEP02	MF EH

- 1 CRIMPBAND MATERIAL PROVIDED IN CONTINUOUS STRIP.
- 2 REFERENCE DESCRIPTIVE PART NUMBER L202E18TCRS.
- 3 BLANK LENGTH DETERMINED BY 202 TOOLSET.



PARTIAL FORMED VIEW (REF)  
 FORMED BY APPLICATION TOOLING

1601781-1  
 PART NUMBER

THIS DRAWING IS A CONTROLLED DOCUMENT.		DWN MICHAEL S. FEHER 24SEP2002	Tyco Electronics Corporation Harrisburg, PA 17105-3608	
DIMENSIONS: INCHES	TOLERANCES UNLESS OTHERWISE SPECIFIED:	CHK EDWARD HOWARD 24SEP2002	NAME -	
	0 PLC ± -	APVD EDWARD HOWARD 24SEP2002	PRODUCT SPEC -	
	1 PLC ± -	PRODUCT SPEC	APPLICATION SPEC -	
	2 PLC ± -	WEIGHT	-	
	3 PLC ± .005	SIZE	CAGE CODE	DRAWING NO
	4 PLC ± -	A3	00779	C-1601781
	ANGLES ± -	CUSTOMER DRAWING		RESTRICTED TO
MATERIAL UNS G10100 COLD ROLL STEEL	FINISH TIN	SCALE 1:1		SHEET 1 OF 1
		REV 0		