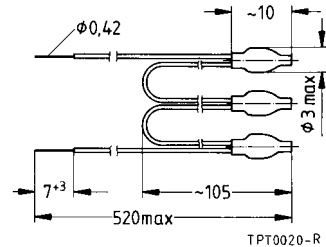


**Applications**

- Thermal protection of winding in electric motors
- Limit temperature monitoring

**Features**

- Thermistor pellets with insulating encapsulation in series connection (triple sensor)
- Low-resistance type
- Silver-plated and Teflon-insulated AWG 26 litz wires
- Characteristics for nominal threshold temperatures of 90 up to 160 °C conform with DIN 44082
- Color coding of litz wires to DIN 44082, connecting wires in yellow



Dimensions in mm

**Delivery mode**

- Bulk

**General technical data**

Max. operating voltage	$(T_A = 0 \dots 40 \text{ }^\circ\text{C})$	$V_{max}$	30	VDC
Max. measuring voltage	$(T_A - 25 \text{ K} \dots T_{NTT} + 23 \text{ K})$	$V_{meas,max}$	7,5	VDC
Rated resistance	$(V_{PTC} \leq 2,5 \text{ V})$	$R_N$	$\leq 300$	$\Omega$
Insulation test voltage		$V_{ins}$	2,5	kV AC
Thermal threshold time		$t_a$	$< 3$	s
Operating temperature range	$(V \leq V_{meas,max})$	$T_{op}$	$-25/ T_{NTT} + 23$	$^\circ\text{C}$
	$(V = V_{max})$	$T_{op}$	0/+ 40	$^\circ\text{C}$

**Electrical specifications and ordering codes**

$T_{NTT} \pm \Delta T$ $^\circ\text{C}$	$R(T_{NTT} - \Delta T)$ $(V_{PTC} \leq 2,5 \text{ V})$ $\Omega$	$R(T_{NTT} + \Delta T)$ $(V_{PTC} \leq 2,5 \text{ V})$ $\Omega$	$R(T_{NTT} + 15 \text{ K})$ $(V_{PTC} \leq 7,5 \text{ V})$ $\Omega$	$R(T_{NTT} + 23 \text{ K})$ $(V_{PTC} \leq 2,5 \text{ V})$ $\Omega$	Ordering code
$60 \pm 5$	$\leq 1710$	$\geq 1710$	—	$\geq 30 \text{ k}$	B59300M1060A070
$70 \pm 5$	$\leq 1710$	$\geq 1710$	—	$\geq 30 \text{ k}$	B59300M1070A070
$80 \pm 5$	$\leq 1710$	$\geq 1710$	—	$\geq 30 \text{ k}$	B59300M1080A070
$90 \pm 5$	$\leq 1650$	$\geq 3990$	$\geq 12 \text{ k}$	—	B59300M1090A070
$100 \pm 5$	$\leq 1650$	$\geq 3990$	$\geq 12 \text{ k}$	—	B59300M1100A070
$110 \pm 5$	$\leq 1650$	$\geq 3990$	$\geq 12 \text{ k}$	—	B59300M1110A070
$120 \pm 5$	$\leq 1650$	$\geq 3990$	$\geq 12 \text{ k}$	—	B59300M1120A070
$130 \pm 5$	$\leq 1650$	$\geq 3990$	$\geq 12 \text{ k}$	—	B59300M1130A070
$140 \pm 5$	$\leq 1650$	$\geq 3990$	$\geq 12 \text{ k}$	—	B59300M1140A070
$145 \pm 5$	$\leq 1650$	$\geq 3990$	$\geq 12 \text{ k}$	—	B59300M1145A070
$150 \pm 5$	$\leq 1650$	$\geq 3990$	$\geq 12 \text{ k}$	—	B59300M1150A070
$155 \pm 5$	$\leq 1650$	$\geq 3990$	$\geq 12 \text{ k}$	—	B59300M1155A070
$160 \pm 5$	$\leq 1650$	$\geq 3990$	$\geq 12 \text{ k}$	—	B59300M1160A070

### Electrical specifications and ordering codes

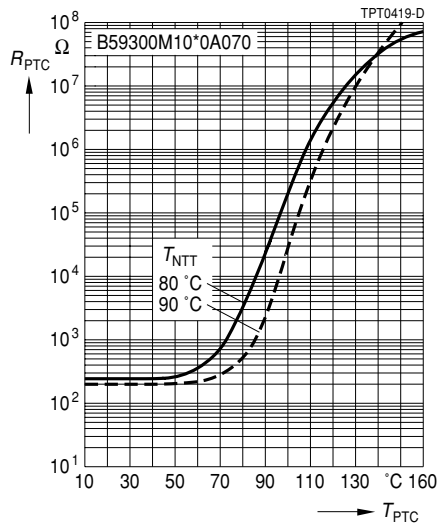
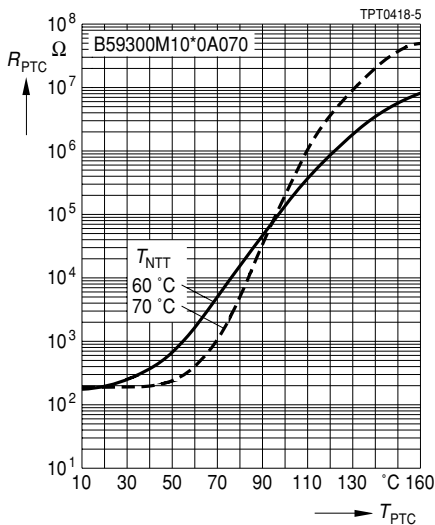
$T_{NTT} \pm \Delta T$ °C	$R(T_{NTT} - \Delta T)$ ( $V_{PTC} \leq 2,5 V$ ) Ω	$R(T_{NTT} + \Delta T)$ ( $V_{PTC} \leq 2,5 V$ ) Ω	$R(T_{NTT} + 15 K)$ ( $V_{PTC} \leq 7,5 V$ ) Ω	$R(T_{NTT} + 23 K)$ ( $V_{PTC} \leq 2,5 V$ ) Ω	Ordering code
$170 \pm 7$	$\leq 1710$	$\geq 1710$	—	$\geq 30 k$	B59300M1170A070
$180 \pm 7$	$\leq 1710$	$\geq 1710$	—	$\geq 30 k$	B59300M1180A070
$190 \pm 7$	$\leq 1710$	$\geq 1710$	—	$\geq 30 k$	B59300M1190A070

### Color coding of litz wires (to DIN 44082)

$T_{NTT}$	°C	Color	$T_{NTT}$	°C	Color	$T_{NTT}$	°C	Color
	60	white/grey		120	grey/grey		160	blue/red
	70	white/brown		130	blue/blue		170	white/green
	80	white/white		140	white/blue		180	white/red
	90	green/green		145	white/black		190	black/grey
	100	red/red		150	black/black			
	110	brown/brown		155	blue/black			

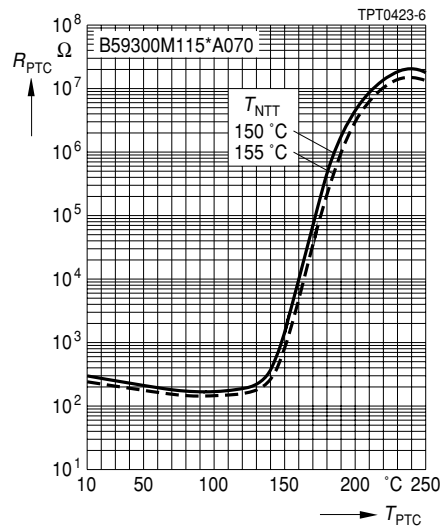
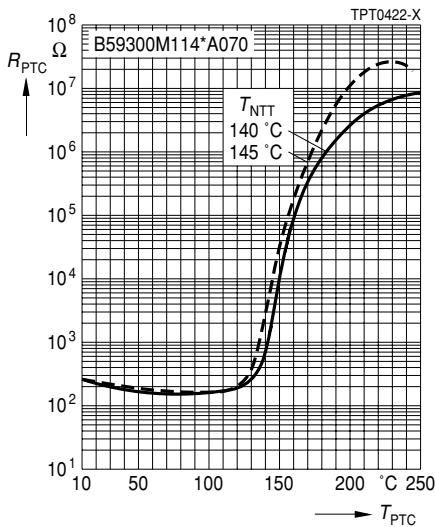
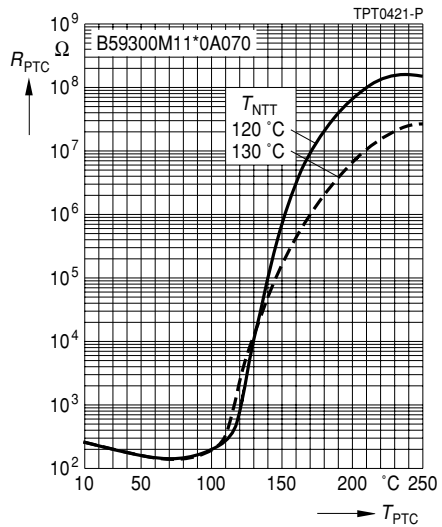
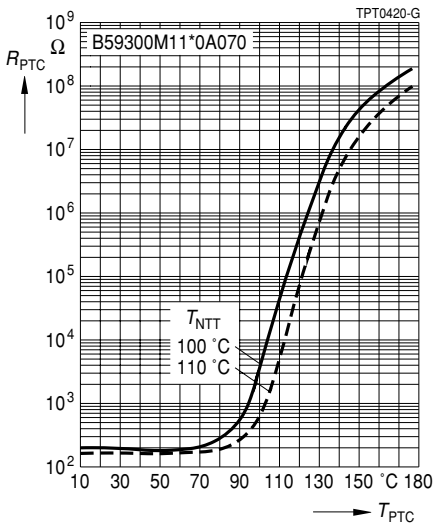
### Characteristics (typical)

PTC resistance  $R_{PTC}$  versus PTC temperature  $T_{PTC}$   
(measured at low signal voltage)



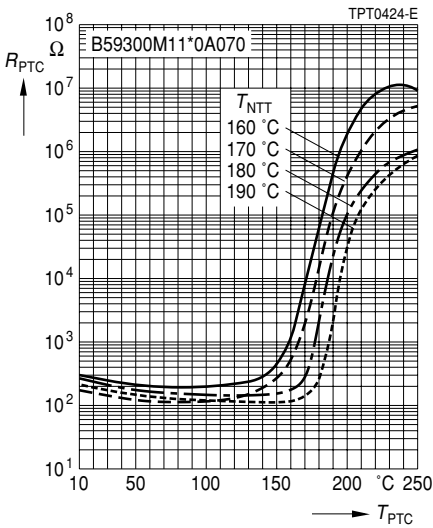
**Characteristics (typical)**

PTC resistance  $R_{PTC}$  versus PTC temperature  $T_{PTC}$   
(measured at low signal voltage)



**Characteristics (typical)**

PTC resistance  $R_{PTC}$  versus PTC temperature  $T_{PTC}$   
 (measured at low signal voltage)



**Herausgegeben von EPCOS AG**

**Unternehmenskommunikation, Postfach 80 17 09, 81617 München, DEUTSCHLAND**

**☎ ++49 89 636 09, FAX (0 89) 636-2 26 89**

© EPCOS AG 2002. Vervielfältigung, Veröffentlichung, Verbreitung und Verwertung dieser Broschüre und ihres Inhalts ohne ausdrückliche Genehmigung der EPCOS AG nicht gestattet.

Bestellungen unterliegen den vom ZVEI empfohlenen Allgemeinen Lieferbedingungen für Erzeugnisse und Leistungen der Elektroindustrie, soweit nichts anderes vereinbart wird.

Diese Broschüre ersetzt die vorige Ausgabe.

Fragen über Technik, Preise und Liefermöglichkeiten richten Sie bitte an den Ihnen nächstgelegenen Vertrieb der EPCOS AG oder an unsere Vertriebsgesellschaften im Ausland. Bauelemente können aufgrund technischer Erfordernisse Gefahrstoffe enthalten. Auskünfte darüber bitten wir unter Angabe des betreffenden Typs ebenfalls über die zuständige Vertriebsgesellschaft einzuholen.

**Published by EPCOS AG**

**Corporate Communications, P.O. Box 80 17 09, 81617 Munich, GERMANY**

**☎ ++49 89 636 09, FAX (0 89) 636-2 26 89**

© EPCOS AG 2002. Reproduction, publication and dissemination of this brochure and the information contained therein without EPCOS' prior express consent is prohibited.

Purchase orders are subject to the General Conditions for the Supply of Products and Services of the Electrical and Electronics Industry recommended by the ZVEI (German Electrical and Electronic Manufacturers' Association), unless otherwise agreed.

This brochure replaces the previous edition.

For questions on technology, prices and delivery please contact the Sales Offices of EPCOS AG or the international Representatives.

Due to technical requirements components may contain dangerous substances. For information on the type in question please also contact one of our Sales Offices.