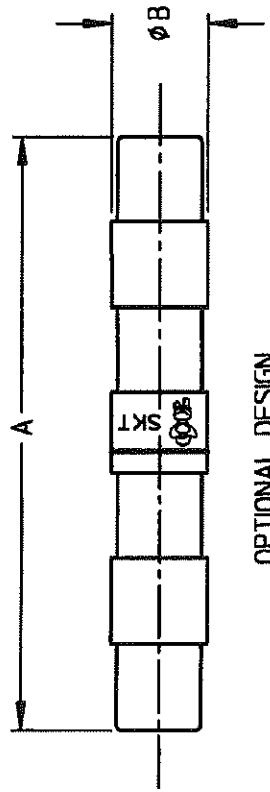


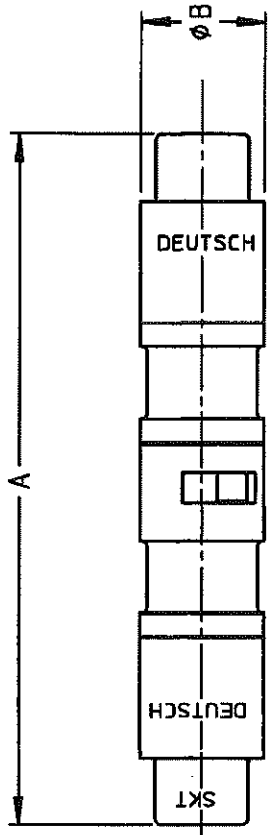
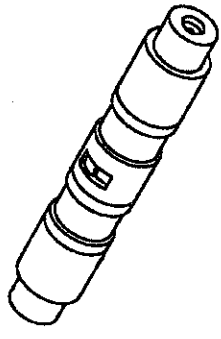
**PROPERTY OF DEUTSCH E.C.D.** This drawing contains proprietary information that shall not be disclosed, duplicated, nor used in whole or in part for any purpose other than to evaluate this drawing.

REVISIONS	DATE	APPROVED
DESCRIPTION	12 10 77	[Signature]
REVISED PER E.O. D0324		
REV H		

H CTL - 44 \*\*



OPTIONAL DESIGN



6. PART MARKING TO INCLUDE 'SKT', 'DEUTSCH' OR DEUTSCH LOGO ONLY. ALL OTHER REQUIRED MARKING TO APPEAR ON PACKAGE LABEL ONLY.

5. SOCKET CONTACT PART NUMBERS:  
12 SUPPLIED WITH EACH JUNCTION

SIZE	CONTACT
22	CIS-S22/22
20	CIS-S20/20
16	CIS-S16/16
12	CIS-S12/12

4. REQUIRED CONTACT TOOL PART NUMBERS:

SIZE	INSERTION/EXTRACTION TOOL
22	M89169/14-01
20	M89169/14-10
16	M15170-16
12	81515-12

3. FOR CONTACT DATA, SEE ENVELOPE DWG. 1625-1-0000.

2. SEE 'GENERAL DESCRIPTION' FOR ELECTRICAL AND MATERIAL SPECIFICATION.

1. DIMENSIONS ARE IN INCHES UNLESS OTHERWISE SPECIFIED.

SIZE	A	ØB
**	MAX.	± .030
22	1.280	.200
20	1.434	.260
16	1.420	.300
12	1.680	.360

DR	CRIS DIAM 7-9-79	CP	DATE	12 10 77
CHK	L. STOLLE 7-27-79	DESIGNED BY	DATE	
FE	I. WADONALD 7-27-79	DEUTSCH	DATE	
APPD	[Signature]	ENGINEERED BY	DATE	
SCALE	NONE	DEUTSCH CONTACT DEVICES	DATE	
VT		3489 Miller Ave.	DATE	
		Hayward, California	DATE	
		CTL - 44 **	DATE	
		ENVELOPE	DATE	
		SHEET 1 OF 1	DATE	

9 AUG 77 (11)