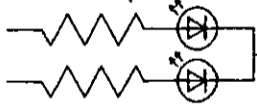
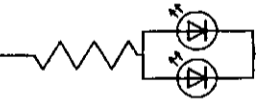


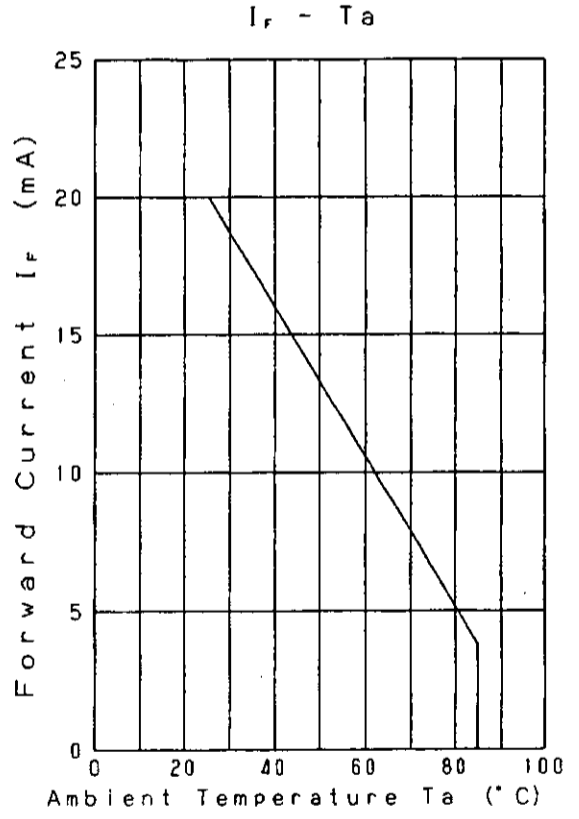
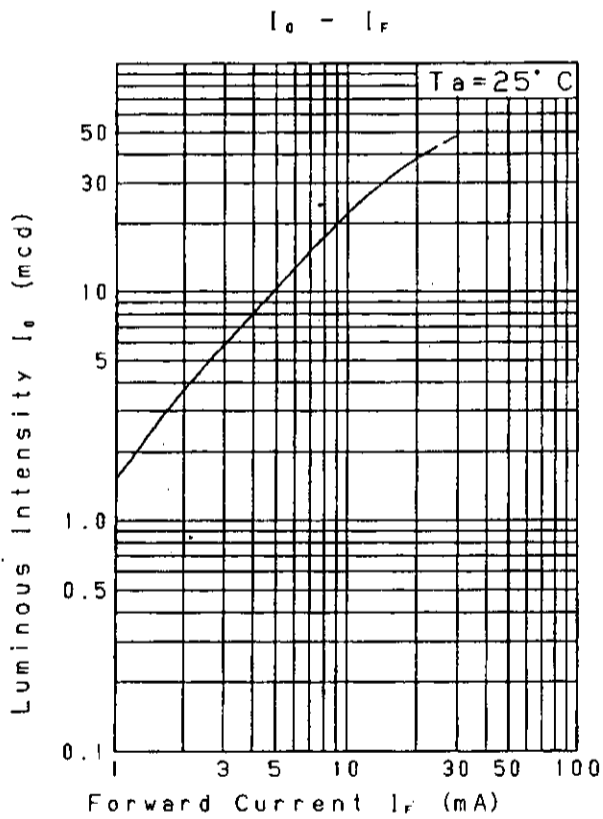
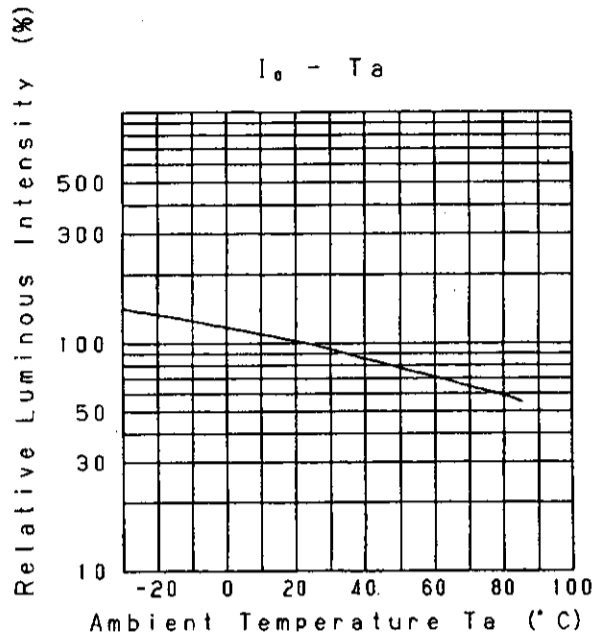
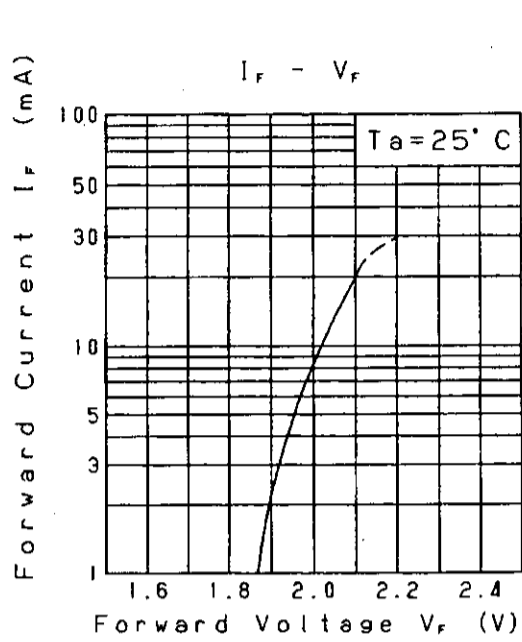
Approved	Checked	Designed	DEVELOPMENT SPECIFICATION					
	<i>H. H.</i>	<i>T. Taketa</i>	P/N: LNJ316C83RU				TEMPORARY	
T Y P E			Green Light Emitting Diode					
APPLICATION			Indicators					
MATERIAL			InGaAlP					
OUTLINE			Attached					
ABSOLUTE MAXIMUM RATINGS			P	$\#1 I_{FP}$	I_{FDC}	V_R	T_{opr}	T_{stg}
			55	60	20	4	-30~+85	-40~+100
			mW	mA	mA	V	°C	°C
CONDITION			$T_a = 25 \pm 3^\circ\text{C}$					
Test Specification								
I t e m	Symbol	C o n d i t i o n	Typ	Limit		Unit		
				Min	Max			
Forward Voltage	V_F	$I_F = 10\text{mA}$	2.03		2.5	V		
Reverse Leakage Current	I_R	$V_R = 4\text{V}$			10	μA		
Luminous Intensity $\#2$	I_O	$I_F = 10\text{mA DC}$	22	11		mcd		
Peak Emission Wavelength	λ_p	$I_F = 10\text{mA DC}$	575			nm		
Spectral Line Half Width	$\Delta\lambda$	$I_F = 10\text{mA DC}$	15			nm		
<p>$\#1$. The Condition of I_{FP} is duty 10%, Pulse width 1 ms</p> <p>$\#2$. Tolerance of luminous intensity: $\pm 20\%$.</p>								
NOTE								
<p>★1. Please contact the Panasonic local office if you design at low current (below 1mA DC) or pulse current operation and have any questions.</p> <p>★2. Soldering conditions...Refer to Handling note.</p> <p>★3. Compositions of the lead ... Cu/Ni/Au plating</p> <p>★4. Package...Clear type.</p> <p>★4. Beware of destruction by static electricity in handling the LED.</p> <p>★5. Circuit to operate LED.</p>								
						(A) Recommended circuit.		
						(B) The difference of brightness between the LED could be found due to the V_f characteristics of each LED.		
Mar. 26. 2001								

Approved	Checked	Designed
	<i>M. W.</i>	<i>T. Takata</i>

DEVELOPMENT SPECIFICATION

P/N: LN316C83RU

TEMPORARY



Mar. 26, 2001

Process

KAGOSHIMA MATSUYITA ELECTRONICS CO., LTD.

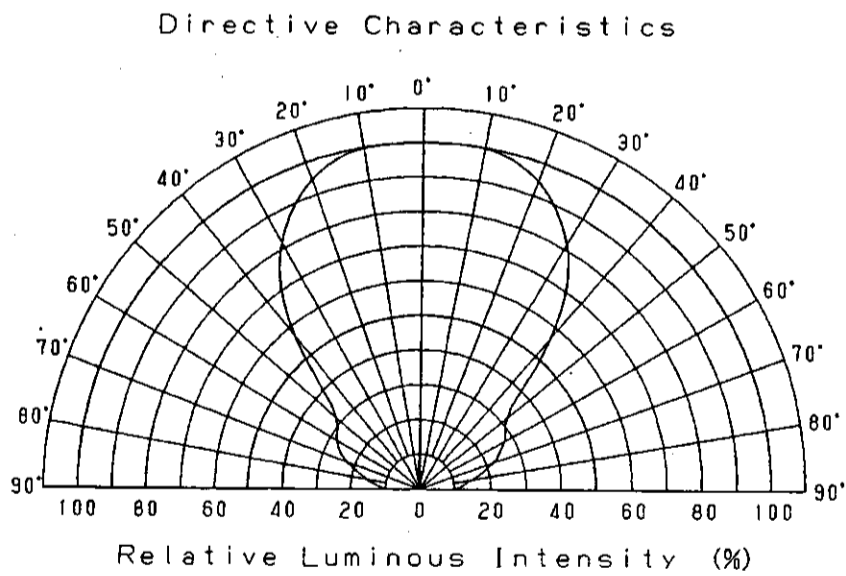
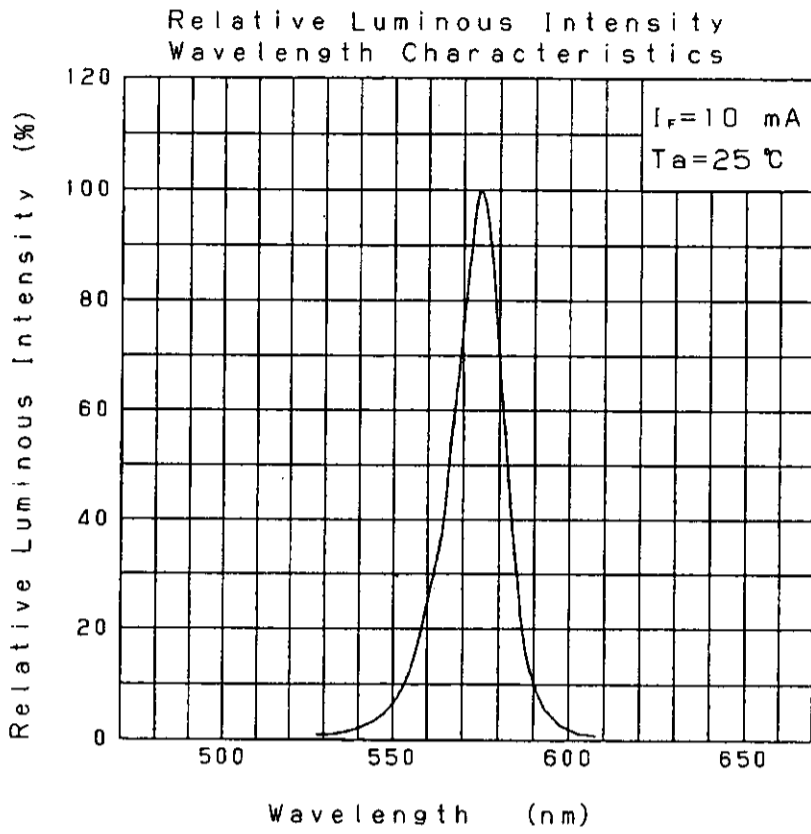
LD 41 000 0100

Approved	Checked	Designed
	<i>M. Hi</i>	<i>T. Takata</i>

DEVELOPMENT SPECIFICATION

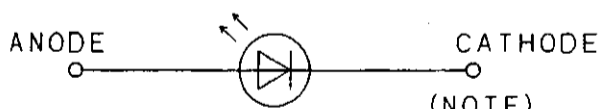
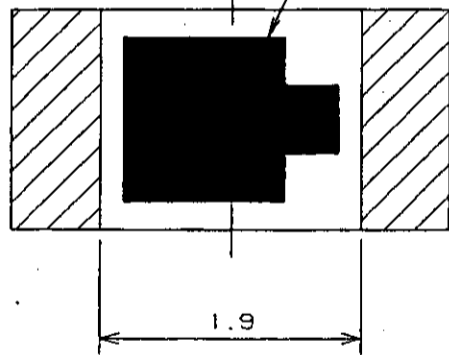
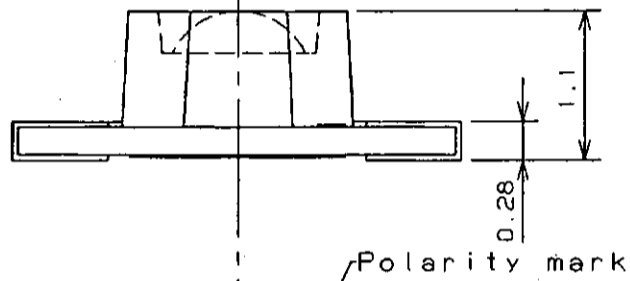
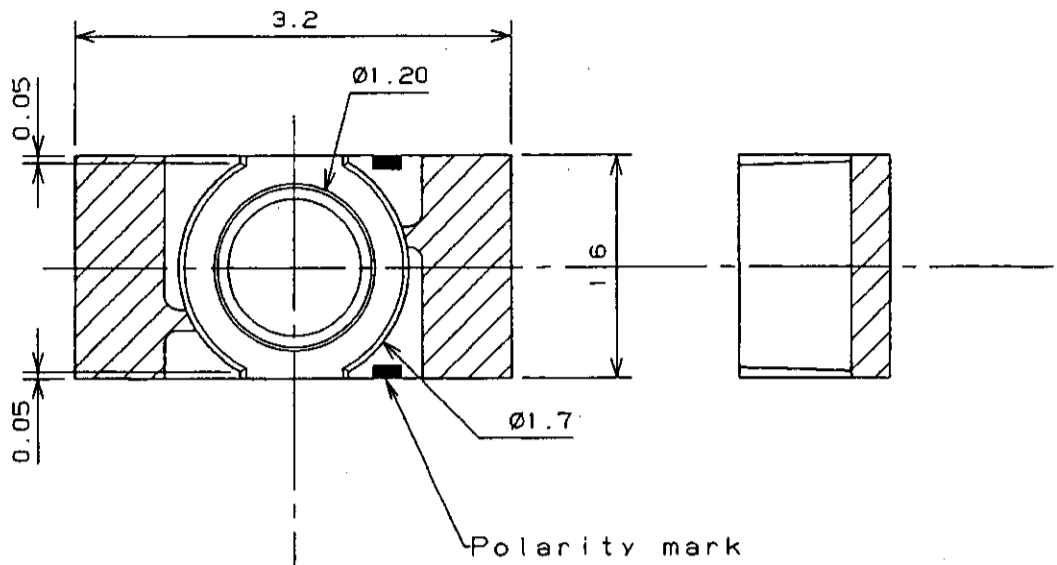
P/N: LNJ316C83RU

TEMPORARY



Mar. 26. 2001		

Approved	Checked	Designed	DEVELOPMENT SPECIFICATION (OUTLINE) P/N: LNJ316C83RU	TEMPORARY
	<i>M. W.</i>	<i>T. Tabata</i>		



- (NOTE)
1. Unit: mm
 2. Tolerance unless specified is ± 0.15 .
 3. indicate Au terminal.

Mar. 26. 2001			
---------------	--	--	--