

POSITIONS/ CONTACTS	A		B	
	MM±0.20	[INCH±0.008]	MM±0.30	[INCH±0.012]
02/04	1.00	0.039	2.00	0.079
03/06	2.00	0.079	3.00	0.118
04/08	3.00	0.118	4.00	0.157
05/10	4.00	0.157	5.00	0.197
06/12	5.00	0.197	6.00	0.236
07/14	6.00	0.236	7.00	0.276
08/16	7.00	0.276	8.00	0.315
09/18	8.00	0.315	9.00	0.354
10/20	9.00	0.354	10.00	0.394
11/22	10.00	0.394	11.00	0.433
12/24	11.00	0.433	12.00	0.472
13/26	12.00	0.472	13.00	0.512
14/28	13.00	0.512	14.00	0.551
15/30	14.00	0.551	15.00	0.591
16/32	15.00	0.591	16.00	0.630
17/34	16.00	0.630	17.00	0.669
18/36	17.00	0.669	18.00	0.709
19/38	18.00	0.709	19.00	0.748
20/40	19.00	0.748	20.00	0.787
21/42	20.00	0.787	21.00	0.827
22/44	21.00	0.827	22.00	0.866
23/46	22.00	0.866	23.00	0.906
24/48	23.00	0.906	24.00	0.945
25/50	24.00	0.945	25.00	0.984
26/52	25.00	0.984	26.00	1.024
27/54	26.00	1.024	27.00	1.063
28/56	27.00	1.063	28.00	1.102
29/58	28.00	1.102	29.00	1.142
30/60	29.00	1.142	30.00	1.181
31/62	30.00	1.181	31.00	1.220
32/64	31.00	1.220	32.00	1.260
33/66	32.00	1.260	33.00	1.299
34/68	33.00	1.299	34.00	1.339
35/70	34.00	1.339	35.00	1.378
36/72	35.00	1.378	36.00	1.417
37/74	36.00	1.417	37.00	1.457
38/76	37.00	1.457	38.00	1.496
39/78	38.00	1.496	39.00	1.535
40/80	39.00	1.535	40.00	1.575
41/82	40.00	1.575	41.00	1.614
42/84	41.00	1.614	42.00	1.654
43/86	42.00	1.654	43.00	1.693
44/88	43.00	1.693	44.00	1.732
45/90	44.00	1.732	45.00	1.772
46/92	45.00	1.772	46.00	1.811
47/94	46.00	1.811	47.00	1.850
48/96	47.00	1.850	48.00	1.890
49/98	48.00	1.890	49.00	1.929
50/100	49.00	1.929	50.00	1.969

PART NUMBER CODING

SMH150-LP_E-D_-ST-BK

TERMINATION

STRAIGHT

NUMBER OF POSITIONS

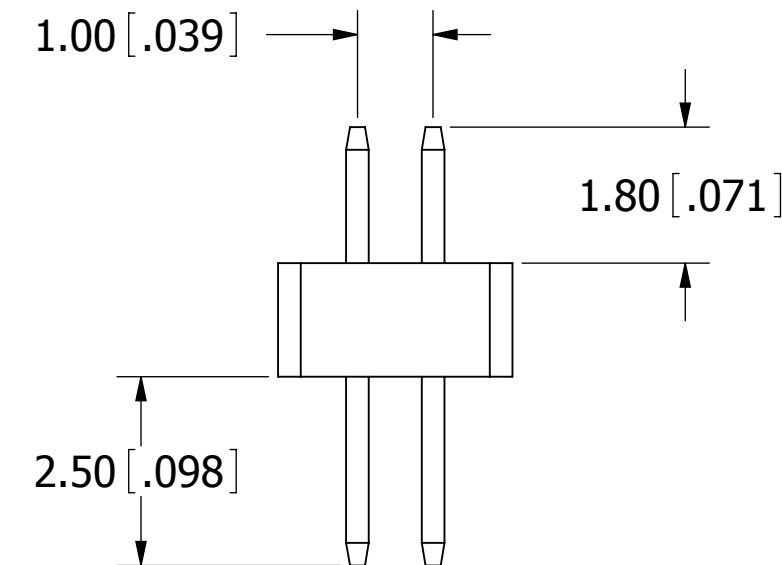
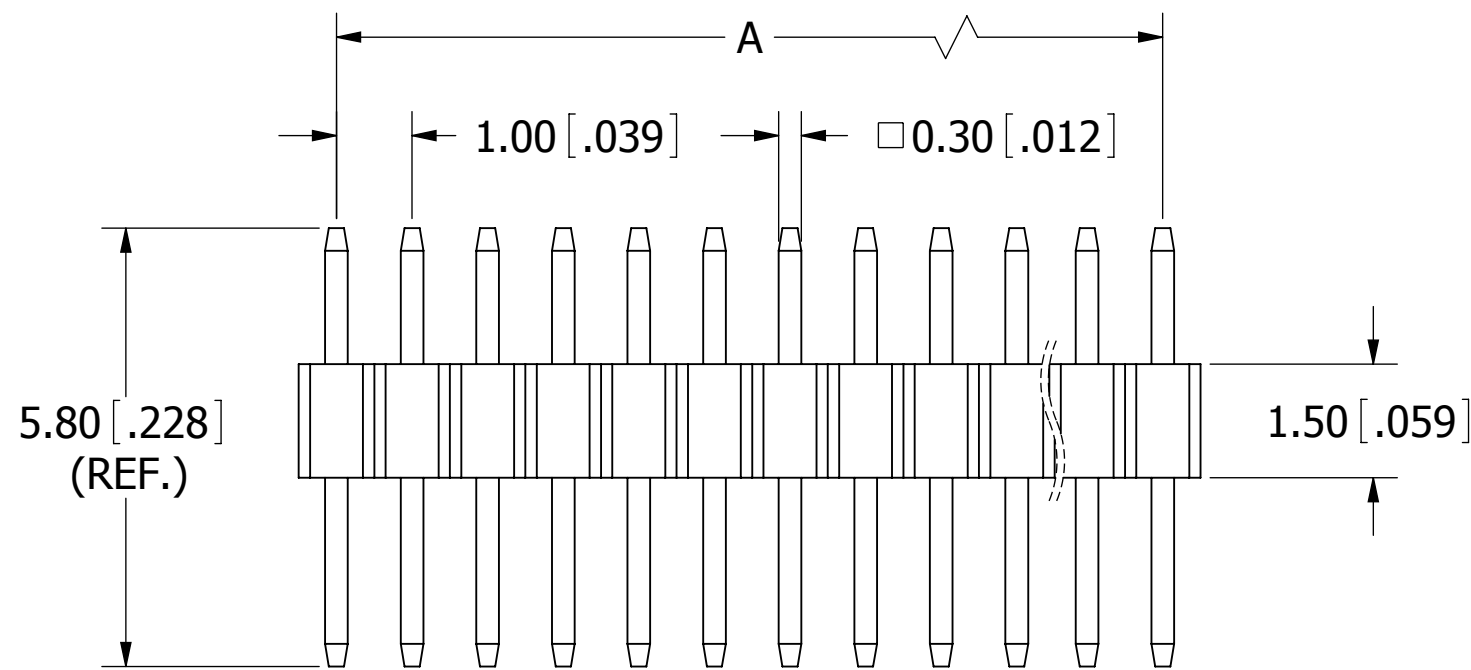
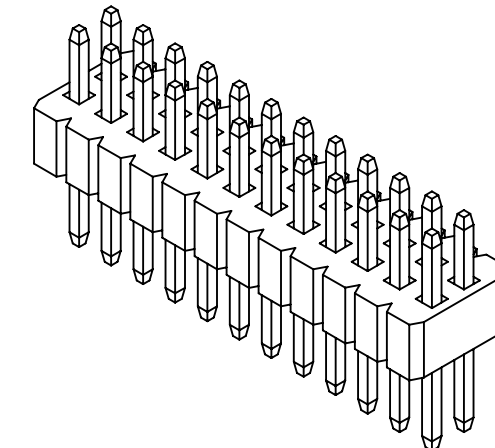
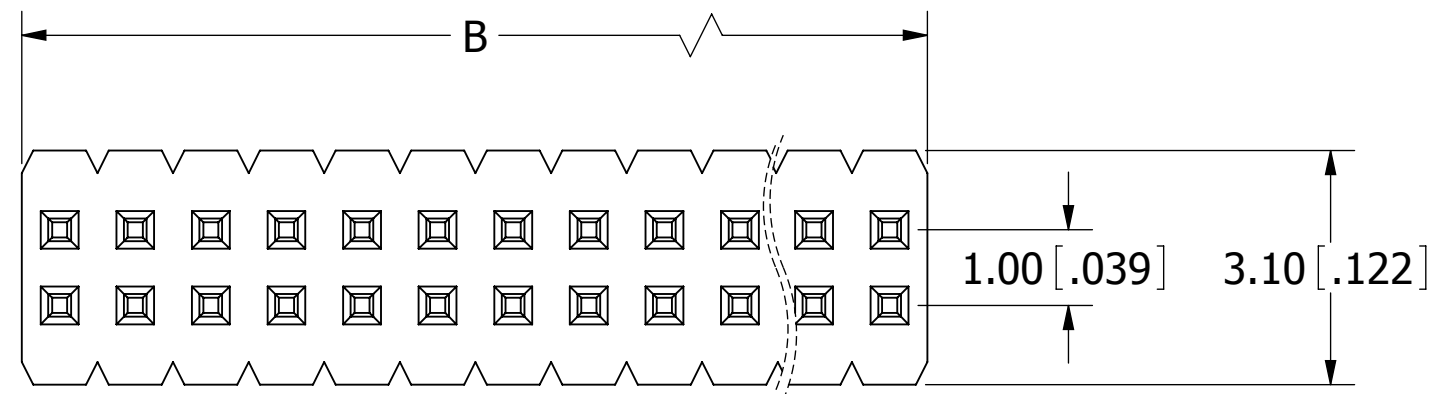
(CONTACTS PER ROW, 02 THRU 50)

PLATING

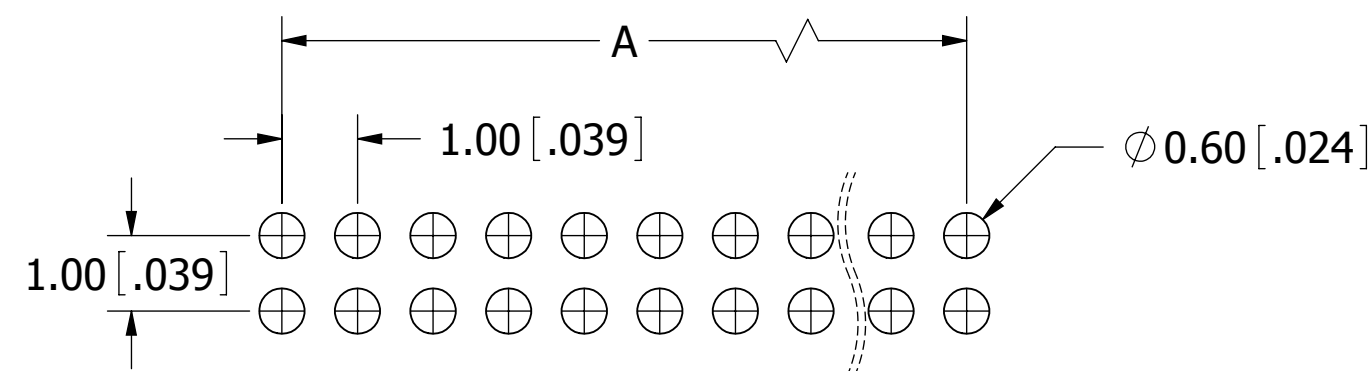
P = GOLD FLASH OVERALL.

S = 10u" GOLD ON CONTACT SURFACE,
GOLD FLASH ON TERMINATION

REVISIONS				
REV.	ECO. NO	DESCRIPTION	DATE	BY
A	1910	INITIAL RELEASE	2/5/2009	JH
B	3121	UPDATE 'S' PLATING DESCRIPTION	12/31/2014	LH




02-20, 0.20mm MAX.
21-50, 0.30mm MAX.



RECOMMENDED PCB LAYOUT

NOTES:

- INSULATOR MATERIAL: L.C.P, UL 94V-0, COLOR: BLACK
- CONTACT MATERIAL: PHOSPHOR BRONZE
- CONTACT PLATING: SEE PART NUMBER CODING
- CURRENT RATING: 1 AMP
- INSULATOR RESISTANCE: 1000 MEGA OHMS MIN
- CONTACT RESISTANCE: 20 MILLI OHMS MAX
- DIELECTRIC WITHSTANDING: 300 V AC
- OPERATING TEMPERATURE: -40°C TO +125°C
- PROCESSING TEMP.: 260°C MAX FOR 10 SECONDS
(INDICATED TEMPERATURE AND TIME IS FOR COMPONENT INSULATOR.
HIGHER PROCESSING TEMPERATURES MAY BE USED, PROVIDED HEAT IS
APPLIED FROM BACK SIDE OF PCB, AND INSULATOR DOES NOT EXCEED
INDICATED TEMPERATURE AND TIME.)



RoHS COMPLIANT

UNLESS OTHERWISE SPECIFIED: DIMENSIONS ARE IN MM [INCHES]	DRAWN	DATE	NAME	
		02/05/2009	JH	
TOLERANCES:	<small>THE INFORMATION HEREIN CONTAINS PROPRIETARY INFORMATION OF SULLINS ELECTRONICS AND IS NOT TO BE REPRODUCED, USED OR DISCLOSED TO OTHERS FOR ANY PURPOSE EXCEPT AS SPECIFICALLY AUTHORIZED IN WRITING BY AN OFFICER OF SULLINS ELECTRONICS.</small>			
ANGULAR:	TITLE HEADER, MALE 1mm CC, 2 ROWS, ST			
DECIMALS .X=±.3 [.012] .XX=±.20 [.008] .XXX=±.100 [.0040]	PART NUMBER SMH150-LP_E-D_-ST-BK			
	SIZE	CAGE CODE	DWG. NO.	REV
	C	54453	11197	B
	SCALE: 10:1	SHEET 1 OF 1		