

ZONE	LTR	DESCRIPTION	DATE	APPROVED
	P1	REVISED PER ECO-11-005294	07APR11	HMR

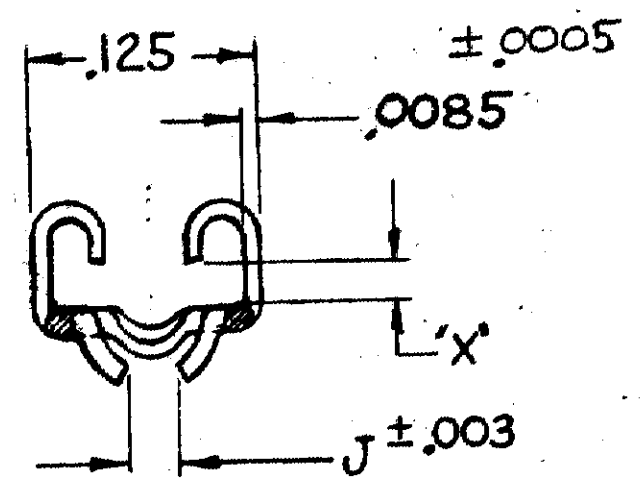
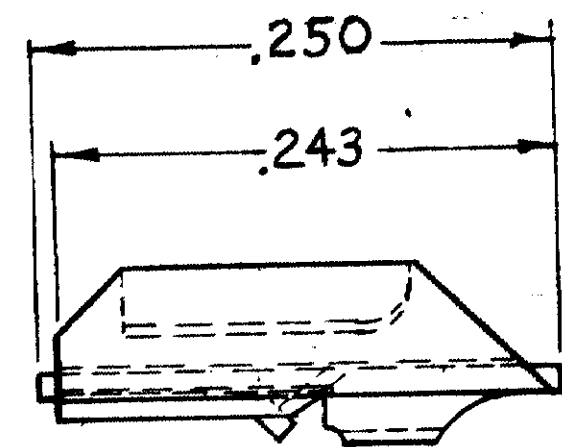
NUMBER 330854

WIRE SIZE (AWG)	CLIP	"J"	PNEUMATIC TOOL	MANUAL SERVICE TOOL
	COLOR CODE		1000 CLIPS/REEL	40 STRIPS 25 EACH
20	YELLOW	.051	2-330854-6	2-330854-4
24	RED	.029	2-330854-9	4-330854-1

CLIP SELECTION CHART

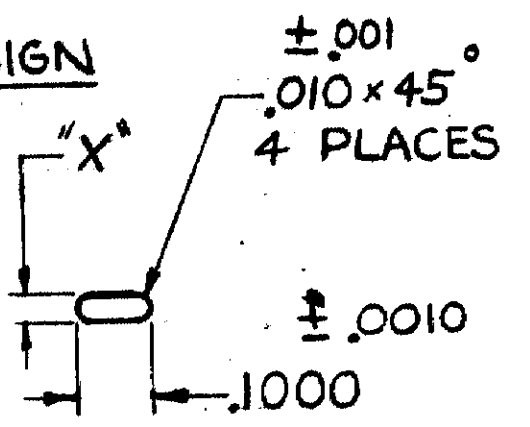

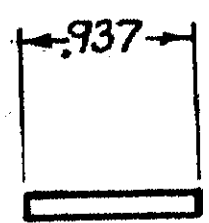
INSULATION DIA. RANGE	MANDREL NUMBER	
	PNEUMATIC TOOL (69585-1)	MANUAL SERVICE TOOL (69702)
.066-.075	69542	69561-1
.076-.085	69542-1	69561-1
.055-.065	69542-8	69561-4

MANDREL SELECTION CHART



NOTE: 1. TIN PLATE (MIL-T-10727) .0001 MIN THK

SUGGESTED GAGE DESIGN



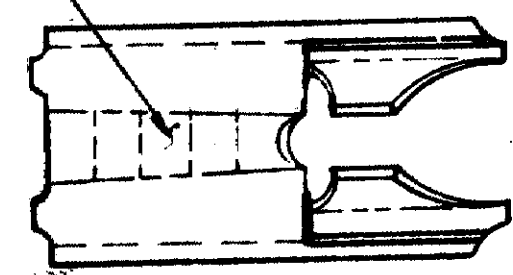
SIDE VIEW OF GAGE DOUBLE END HANDLE A.G.D STD. END VIEW OF GAGE

SCALE: 1-1

NOTE: GAGE TO VERIFY "X" DIM ONLY

DIM	GO	NO GO
"X"	.0214	.0261

AMP IDENTIFYING CODE (SEE TABLE)



UNLESS OTHERWISE SPECIFIED DIM. ARE IN INCHES. TOLERANCES ON: DECIMALS ±.008 ANGLES ± 5°

CONTRACT NO. #

OR R. WELSER 3-23-67

CHK R. WELSER 3/27/67

MATERIAL PHOS BRONZE (QQ-P-750)

APPD. E. WELSER 3-28-67

DESIGN APPD.

OTHER APPD.

HEAT TREAT

FINISH NOTE 1



NAME TERMI-POINT CLIP .031X.093 SYSTEM

SIZE B CODE IDENT NO. 00779 NUMBER 330854

SCALE 10:1 WT. CALC. ACTUAL SHEET 1 OF 1

AMP INFO LOC PRINTED AD251P